



**AGENDA**  
**CITY OF LAKE WORTH BEACH**  
**CITY COMMISSION BUDGET WORK SESSION #3**  
**CITY HALL COMMISSION CHAMBER**  
**THURSDAY, AUGUST 11, 2022 - 5:00 PM**

**ROLL CALL:**

**PLEDGE OF ALLEGIANCE:** led by Commissioner Kimberly Stokes

**UPDATES / FUTURE ACTION / DIRECTION**

- A. [Fiscal Year 2023 Operating and Capital Budgets - Enterprise Funds](#)  
[Stantec Detail Analysis](#)

**ADJOURNMENT:**

The City Commission has adopted Rules of Decorum for Citizen Participation (See Resolution No. 25-2021). The Rules of Decorum are posted within the City Hall Chambers, City Hall Conference Room, posted online at: <https://lakeworthbeachfl.gov/government/virtual-meetings/>, and available through the City Clerk's office. Compliance with the Rules of Decorum is expected and appreciated.

If a person decides to appeal any decision made by the board, agency or commission with respect to any matter considered at such meeting or hearing, he or she will need a record of the proceedings, and that, for such purpose, he or she may need to ensure that a verbatim record of the proceedings is made, which record includes the testimony and evidence upon which the appeal is to be based. (F.S. 286.0105)

# **EXECUTIVE BRIEF BUDGET WORK SESSION #3**

**AGENDA DATE:** August 11, 2022

**DEPARTMENT:** Financial Services

**TITLE:**

Fiscal Year 2023 Operating and Capital Budgets- Enterprise Funds  
Stantec Detail Analysis

**SUMMARY:**

Presents the City's Fiscal Year Operating and Capital Budgets for the following Funds:

- Electric Fund
- Water Fund
- Local Sewer Fund
- Regional Sewer Fund
- Stormwater Fund
- Refuse Fund

**BACKGROUND AND JUSTIFICATION:**

Provides the City Commissioners an opportunity to review and discuss the Budget for FY 2023 and CIP.

**DIRECTION:**

Third meeting to discuss priorities and potential funding strategies.

**ATTACHMENT(S):**

Fiscal Year 2023 Operating Budgets-Overview of Changes  
Operating Budget  
Supplementals  
CIP Budget

July 21, 2022

RE: Budget Status Update

Mayor and City Commissioners:

In preparation for the upcoming budget workshops scheduled for August 1, 11 & 15, I would like to provide you a quick overview.

The August 1<sup>st</sup> workshop will discuss the following funds:

- Operating and Capital Budgets
- Governmental and Special Activity Funds, including;
  - General Fund
  - Building Permit Fund
  - Beach Fund
  - Code Remediation Fund
  - Golf Fund
  - IT Internal Service Fund
  - Garage Internal Service Fund
  - Self-Insurance Internal Service Fund
  - Employee Benefit Fund Internal Service Fund
  - Debt Service Fund

The August 11<sup>th</sup> workshop will discuss the following funds:

- Operating and Capital Budgets
- Enterprise Funds, including;
  - Electric Fund
  - Water Fund
  - Local Sewer Fund
  - Regional Sewer Fund
  - Stormwater Fund
  - Refuse Fund

August 15<sup>th</sup>; Topics to be determined.

Stantec will be attending each of these meetings remotely to provide financial modeling, and sensitivity analysis.

The first budget submission provided to you, and that which is currently being used during budget discussions with the Commissioners and with Departmental staff, was developed using

fundamental budget assumptions. These assumptions were provided to you earlier, but in summary they are:

**Budget Parameters;**

- Zero Base budgeting- each budgetary control line number is developed, and substantiated, by providing a detail itemization of expenditures/contracts. Exceptions include; utilities, charge backs, and other generalized expenditures. Also, each line number exceeding \$5K requires zero-based itemization.
- Level Service Budget - the same programs and the same level of service as the previous fiscal year.
- Supplemental Budget Requests, any new programs, or an increase in a line number appropriation, requires the submission of a Supplemental Budget Request providing the rationale for the increase.

**Revenue Assumptions:**

- Property Taxes: Property Tax information is not available until the county releases the data- late June, early July. Current tax receipt estimate - 6% increase. This estimate is based on previous year increases. This estimate is reasonable, maybe somewhat conservative as recent years have increased more, but over a ten-year history- reasonable.
- CRA- same as property tax.
- Intergovernmental Pass-throughs: analytical based on prior year activity, year-to-date activity and previous year's average activity.
- Local Receipts- same as intergovernmental plus department input.
- PILOT/Franchise Fees- 8% of total income- per policy
- Indirect Charge Backs. Per policy, the charge back for costs incurred in other departments that provide benefits to outside departments is based on percentage of operating plus capital budgets. The cost to be allocated to outside departments include services provided by the following department's operating expenditures

**Expense Assumptions;**

- Salaries and Benefits
  - Salaries- 3% increase over FY 2022
  - No new positions- reflected / captured with supplemental requests
  - Defined Benefit Pension Costs- per actuarial, 3% estimate but final amount based on Annual Required Contribution
- General Liability Insurance increase, estimated increase is 7%, however insurance consultant stated on Friday to expect increases between 15 and 20%- the final increase will be forthcoming
- Health insurance, although there is a projected zero percent increase, need to verify/finalize actual experience, including IBNR

- Vehicle Charges
- General Employee Pension Plan Annual Required Contribution- actuarial completing
- IT Charge-Back
- Utilities- based on historical consumption
- Debt Service- based on actual amortization schedules, will change depending upon final numbers for the upcoming Combined Utility Bond sale
- Indirect charges- based on percentage of operating and capital budgets
- Franchise / PILOT payments – 8% of revenues per policy
- Sherriff's Contract – currently budgeted at a 3% increase
- All other operating expenses- level service budget

As you know, the City Manager and Finance Staff have had ongoing meetings with both the Commissioners and Departmental staff to review the current budget proposal. These meetings will conclude on July 22<sup>nd</sup>. At this time, the budget will be updated to reflect the most current budget estimates. Accordingly, you will be receiving an updated budget on Monday, July 24<sup>th</sup> that will be reflective of these changes. This document will also be included as back-up as part of the Clerk's meeting documentation.

Thank you,  
Bruce Miller, Finance Director

City of Lake Worth Beach  
FY 2023 Budget  
001 General Fund

draft

		554,052					1.1
Account Code	Account Name	FY 2020 Actual	FY 2021 Budget	FY 2021 Actual	FY 2022 Budget	FY 2023 Revised Budget	FY 2022 to FY 2023 Change
<b>REVENUES</b>							
311.10-10	Current	9,324,785	9,407,971	10,144,323	10,080,641	11,287,856	1,207,215 11.98%
311.10-13	CRA	1,271,562	1,910,300	1,410,149	2,292,706	2,897,547	604,841 26.38%
311.10-30	Delinquent	17,959	40,819	38,320	40,800	40,800	- 0.00%
311.10-50	Interest - Delinquent	5,606	13,283	4,692	10,000	5,500	(4,500) -45.00%
312.10-15	Gas Tax	860,137	880,000	891,977	880,000	950,000	70,000 7.95%
313.80-00	Refuse	138,871	130,000	156,700	130,000	160,000	30,000 23.08%
314.10-00	Electricity	1,983,283	2,010,000	2,090,399	2,000,000	2,100,000	100,000 5.00%
314.20-00	Telecommunications	949,761	835,000	925,616	900,000	925,000	25,000 2.78%
314.30-00	Water	1,090,814	1,090,000	1,177,427	1,095,000	1,170,000	75,000 6.85%
314.40-00	Gas	117,745	117,372	155,607	117,500	155,000	37,500 31.91%
314.80-00	Propane	29,438	23,000	11,924	23,000	12,000	(11,000) -47.83%
321.41-00	General	598,803	550,000	579,011	550,000	580,000	30,000 5.45%
321.42-00	Certificate of Use Fee	392,489	450,000	377,010	450,000	450,000	- 0.00%
322.10-00	Bldg Permits	0	500	0	500	-	(500) -100.00%
322.10-50	Public Services	10,605	17,500	15,603	15,000	15,000	- 0.00%
322.30-00	Community Development	0	1,000	0	1,000	-	(1,000) -100.00%
323.30-00	Community Development	16,925	25,000	19,777	25,000	20,000	(5,000) -20.00%
329.10-10	Foreclosure Registry Fees	54,850	75,000	76,725	50,000	75,000	25,000 50.00%
329.10-20	Public Services	750	1,569	3,929	500	2,340	1,840 368.00%
335.10-20	Vehicle Rebate	16,464	25,000	11,954	20,000	14,210	(5,790) -28.95%
335.10-40	Mobile Home Licenses	49,331	48,000	53,110	50,000	50,000	- 0.00%
335.10-50	Alcoholic Beverages Licens	39,711	55,100	42,938	40,000	41,325	1,325 3.31%
335.10-70	Entitlement	1,534,498	1,680,000	1,764,666	1,600,000	1,649,580	49,580 3.10%
335.10-80	Half Cent Sales Taxes	2,880,691	2,880,000	3,408,854	3,000,000	3,144,770	144,770 4.83%
338.10-01	County Contributions	232,045	490,000	248,599	350,000	240,320	(109,680) -31.34%
341.30-87	Code	157,763	175,000	106,177	175,000	131,970	(43,030) -24.59%
341.30-90	Other	0	500	150	500	-	(500) -100.00%
341.90-10	Zoning Fees	53,010	45,000	63,228	45,000	58,120	13,120 29.16%
341.90-11	Planning Fees	67,192	35,000	83,361	35,000	75,275	40,275 115.07%
341.90-12	Historic Preservation Fee	25,361	30,000	32,921	30,000	30,000	- 0.00%
341.90-13	Mapping Fees	3,900	3,000	1,630	2,500	2,500	- 0.00%
341.90-14	Business License Review-P	14,905	25,000	18,849	25,000	16,880	(8,120) -32.48%
341.90-18	Applicant Charges	0	10,000	0	10,000	-	(10,000) -100.00%
341.90-30	Certification/Records	129,225	139,000	164,725	140,000	146,975	6,975 4.98%
341.90-40	Photocopies	14	320	12	320	-	(320) -100.00%
341.90-80	NSF and Bank Charges	70	500	90	500	-	(500) -100.00%
341.90-81	NSF Fees - Business	0	100	0	100	-	(100) -100.00%
341.90-90	Miscellaneous	0	140	50	140	-	(140) -100.00%
342.10-20	False Alarms	60,175	70,000	60,050	70,000	60,115	(9,885) -14.12%
342.50-20	COU - Code Fee	1,800	1,575	5,800	3,000	3,800	800 26.67%
342.50-30	Use & Occ Inspection	142,767	300,000	209,636	300,000	196,201	(103,799) -34.60%
343.30-40	Water outside Surcharge	575,717	615,000	637,345	615,000	621,530	6,530 1.06%
343.50-40	Sewer Outside Charge	250,871	206,000	273,718	225,000	267,295	42,295 18.80%
343.80-10	Cemetery Fees	25,150	22,000	26,725	20,000	45,940	25,940 129.70%
344.50-10	Parking Meters	0	0	0	23,200	-	(23,200) -100.00%
344.50-20	Parking Meters-Taxable	0	0	0	16,800	-	(16,800) -100.00%
344.50-30	Parking Permits	10,635	11,000	10,340	11,000	11,000	- 0.00%
344.50-40	Boat Launch	19,765	15,000	25,014	20,000	20,000	- 0.00%
344.50-41	Boat Launch taxable	25,357	20,000	31,225	29,000	29,000	- 0.00%
344.50-90	In-Person Service Charge	76	200	0	200	200	- 0.00%
347.10-10	Library Fees	355	1,145	45	1,145	500	(645) -56.33%
347.30-30	Rentals	5,638	44,500	1,970	4,000	11,000	7,000 175.00%
347.30-31	Tax Exempt Field Rentals	6,300	0	36,591	44,428	38,400	(6,028) -13.57%
347.30-32	Pavillion Rentals	245	0	2,528	3,000	3,000	- 0.00%
347.30-33	Tax Exempt Pavilion Rental	0	0	75	0	-	- #DIV/0!
347.30-36	Facility Rental	1,500	0	290	750	15,750	15,000 2000.00%



City of Lake Worth Beach  
FY 2023 Budget  
001 General Fund

draft

Account Code	Account Name	FY 2020 Actual	FY 2021 Budget	FY 2021 Actual	FY 2022 Budget	FY 2023 Revised Budget	FY 2022 to FY 2023 Change	
22-20	401-a Plan	5,608	5,400	5,569	5,400	5,400	-	0.00%
23-00	Life & Health Insurance	46,219	51,560	51,247	51,560	30,890	(20,670)	-40.09%
24-10	Workers' Compensation	303	242	154	242	217	(25)	-10.43%
	<i>Subtotal</i>	222,061	224,838	214,967	224,838	204,960	-19,878	-8.84%
<b>Operating</b>							-	
511.31-50	Internal IT Support	81,317	93,411	93,411	93,482	99,890	6,408	6.85%
511.31-90	Professional Services Other	387	890	948	700	700	-	0.00%
511.34-50	Other Contractual Services	12,028	18,600	14,690	50,000	50,000	-	0.00%
511.40-10	Training/Registration	11,271	4,800	3,819	10,000	10,000	-	0.00%
511.40-20	Lodging/Transportation	13,811	4,700	2,933	27,500	27,500	-	0.00%
511.41-30	Postage & Freight	0	830	829	180	180	-	0.00%
511.43-10	Water	2,851	1,000	1,212	3,000	2,100	(900)	-30.00%
511.43-20	Sewer	1,563	700	897	1,500	1,500	-	0.00%
511.43-30	Electricity	3,801	3,600	3,494	3,800	3,800	-	0.00%
511.43-40	Refuse/Waste Disposal	176	170	162	200	200	-	0.00%
511.45-10	Property/Liability	23,598	24,778	24,778	25,000	28,750	3,750	15.00%
511.47-00	Printing & Binding	68	1,150	1,282	100	1,000	900	900.00%
511.48-00	Promotional Activities	2,609	2,433	3,029	3,000	3,000	-	0.00%
511.49-10	Advertising	2,600	1,600	0	1,600	1,600	-	0.00%
511.49-90	Other	5,470	3,650	5,995	3,500	5,700	2,200	62.86%
511.51-10	Office Supplies	505	12,327	11,733	800	800	-	0.00%
511.52-20	Small Tools & Equipment	72	100	380	100	100	-	0.00%
511.52-40	Uniforms	485	1,000	513	1,000	500	(500)	-50.00%
511.54-00	Books, Publ, Subsc & Memb	29,340	31,600	31,140	30,500	31,415	915	3.00%
	<i>Subtotal</i>	191,952	207,339	201,244	255,962	268,735	12,773	4.99%
	Department Total	<b>414,014</b>	<b>432,177</b>	<b>416,211</b>	<b>480,800</b>	<b>473,695</b>	<b>-7,105</b>	<b>-1.48%</b>
						0.00	-	
<b>1020- City Manager</b>								
<b>Salaries and Benefits</b>								
12-10	Regular	325,223	337,751	334,535	377,798	544,878	167,080	44.22%
15-10	Longevity	1,200	0	2,325	750	1,950	1,200	160.00%
15-30	Other Pays	12,783	12,000	9,165	6,900	18,000	11,100	160.87%
21-00	FICA Taxes	22,193	26,851	23,145	28,138	36,640	8,502	30.21%
22-10	Defined Benefit Plan	49,188	37,388	36,397	46,554	66,519	19,965	42.89%
22-20	Defined Contribution Plan	17,745	17,407	11,635	17,407	27,500	10,093	57.98%
23-00	Life & Health Insurance	19,684	20,780	20,385	27,626	86,278	58,652	212.31%
24-10	Workers' Compensation	822	522	411	675	1,157	482	71.42%
	<i>Subtotal</i>	448,839	452,699	437,999	505,848	782,923	277,075	54.77%
<b>Operating</b>							-	
512.31-50	Internal IT Support	42,653	77,741	77,741	77,742	71,643	(6,099)	-7.85%
512.34-50	Other Contractual Service	53,536	54,000	36,271	104,000	104,000	-	0.00%
512.40-10	Training/Registration	413	5,000	2,725	6,500	6,500	-	0.00%
512.40-20	Lodging/Transportation	2,558	1,330	0	3,250	3,250	-	0.00%
512.41-30	Postage & Freight	21	100	13	100	100	-	0.00%
512.43-10	Water	2,347	1,000	1,263	2,500	2,500	-	0.00%
512.43-20	Sewer	1,323	800	935	1,500	1,500	-	0.00%
512.43-30	Electricity	3,385	3,500	3,642	3,500	3,500	-	0.00%
512.43-40	Refuse/Waste Disposal	155	170	169	200	200	-	0.00%
512.44-20	Operating/Capital Leasing	6,109	8,600	2,099	8,600	8,600	-	0.00%
512.45-10	Property/Liability	24,245	25,458	25,458	25,458	29,277	3,819	15.00%
512.46-21	Equipment-General	0	300	0	300	300	-	0.00%
512.47-00	Printing & Binding	2,273	6,180	4,434	2,000	2,000	-	0.00%
512.48-00	Promotional Activities	1,424	5,449	507	7,500	7,500	-	0.00%
512.49-10	Advertising	1,000	2,120	1,619	5,495	5,495	-	0.00%
512.49-90	Other	0	795	1,006	1,500	1,500	-	0.00%
512.51-10	Office Supplies	913	3,000	2,241	3,000	3,000	-	0.00%
512.54-00	Books, Publ, Subsc & Memb	5,433	5,519	5,519	7,250	7,250	-	0.00%
512.56-20	Equipment-Technology	270	0	0	500	500	-	0.00%



City of Lake Worth Beach  
FY 2023 Budget  
001 General Fund

draft

Account Code	Account Name	FY 2020 Actual	FY 2021 Budget	FY 2021 Actual	FY 2022 Budget	FY 2023 Revised Budget	FY 2022 to FY 2023 Change	
	<i>Subtotal</i>	148,056	201,062	165,643	260,895	258,615	(2,280)	-0.87%
	Department Total	<b>596,895</b>	<b>653,761</b>	<b>603,642</b>	<b>766,743</b>	<b>1,041,537</b>	<b>274,794</b>	35.84%
						(0.00)	-	
<b><u>1030- City Clerk</u></b>								
<b>Salaries and Benefits</b>								
12-10	Regular	256,196	260,944	252,698	259,979	220,110	(39,869)	-15.34%
13-10	Part-time	20,707	41,574	40,415	23,299	23,299	(0)	0.00%
15-10	Longevity	1,350	1,500	1,500	450	975	525	116.67%
15-30	Other Pays	10,859	10,800	11,058	10,800	10,800	-	0.00%
21-00	FICA Taxes	21,130	22,460	23,653	20,435	18,621	(1,814)	-8.88%
22-10	Defined Benefit Plan	57,453	59,605	58,859	62,470	54,252	(8,218)	-13.15%
22-20	Defined Contribution Plan	0	0	0	0	-	-	#DIV/0!
23-00	Life & Health Insurance	48,914	56,534	55,860	61,478	42,246	(19,232)	-31.28%
24-10	Workers' Compensation	682	439	401	494	414	(80)	-16.24%
	<i>Subtotal</i>	417,293	453,856	444,444	439,405	370,716	-68,689	-15.63%
<b>Operating</b>								
511.31-50	Internal IT Support	37,306	44,481	44,481	57,820	63,747	5,927	10.25%
511.31-90	Professional Services Other	9,050	10,000	3,615	10,000	10,000	-	0.00%
511.34-50	Other Contractual Services	257	887	382	716	720	4	0.56%
511.34-52	Poll Workers	0	0	0	20,000	20,000	-	0.00%
511.40-10	Training/Registration	622	500	240	1,500	2,000	500	33.33%
511.40-20	Lodging/Transportation	130	900	0	1,904	3,000	1,096	57.56%
511.41-30	Postage & Freight	0	600	193	600	200	(400)	-66.67%
511.43-10	Water	2,854	1,100	1,359	1,100	2,100	1,000	90.91%
511.43-20	Sewer	1,584	800	1,005	800	1,500	700	87.50%
511.43-30	Electricity	3,945	4,100	3,917	4,100	4,100	-	0.00%
511.43-40	Refuse/Waste Disposal	181	200	181	200	200	-	0.00%
511.44-20	Operating/Capital Leasing	3,309	3,600	2,789	3,000	3,000	-	0.00%
511.45-10	Property/Liability	13,942	16,034	16,034	16,034	18,439	2,405	15.00%
511.46-21	Equipment-General	0	100	0	100	-	(100)	-100.00%
511.47-00	Printing & Binding	1,779	2,000	2,229	2,000	2,000	-	0.00%
511.48-00	Promotional Activities	0	10,000	0	10,000	4,000	(6,000)	-60.00%
511.49-10	Advertising	3,117	6,110	4,528	5,000	6,000	1,000	20.00%
511.49-50	Elections	4,896	23,150	100,841	88,500	88,500	-	0.00%
511.51-10	Office Supplies	1,209	1,300	1,351	1,500	1,500	-	0.00%
511.52-20	Small Tools & Equipment	762	299	0	499	500	1	0.20%
511.54-00	Books, Publ, Subsc & Memb	539	800	466	900	600	(300)	-33.33%
	<i>Subtotal</i>	85,483	126,961	183,610	226,273	232,106	5,833	2.58%
	Department Total	<b>502,776</b>	<b>580,817</b>	<b>628,054</b>	<b>665,678</b>	<b>602,823</b>	<b>-62,855</b>	<b>-9.44%</b>
						0.00	-	
<b><u>1040- Internal Auditor</u></b>								
<b>Salaries and Benefits</b>								
12-10	Regular	111,283	114,190	111,327	117,618	121,147	3,529	3.00%
15-10	Longevity	0	0	0	0	375	375	#DIV/0!
15-30	Other Pays	6,490	6,300	5,642	6,300	6,300	-	0.00%
21-00	FICA Taxes	8,940	9,078	8,870	8,998	9,268	270	3.00%
22-20	Defined Contribution Plan	11,507	0	7,858	11,762	12,115	353	3.00%
23-00	Life & Health Insurance	9,240	9,722	9,658	10,629	11,490	861	8.10%
24-10	Workers' Compensation	280	179	143	194	206	12	6.16%
	<i>Subtotal</i>	147,739	139,469	143,498	155,501	160,899	5,398	3.47%
<b>Operating</b>								
513.31-50	Internal IT Support	3,243	6,733	6,733	6,769	7,651	882	13.03%
513.31-90	Professional Services Other	0	12,000	0	5,000	5,000	-	0.00%
513.40-10	Training/Registration	1,725	2,200	2,145	2,200	2,200	-	0.00%
513.40-20	Lodging/Transportation	0	500	0	500	500	-	0.00%
513.45-10	Property/Liability	8,737	10,047	10,047	10,048	11,555	1,507	15.00%
513.47-00	Printing & Binding	81	250	171	500	500	-	0.00%

City of Lake Worth Beach  
FY 2023 Budget  
001 General Fund

draft

Account Code	Account Name	FY 2020 Actual	FY 2021 Budget	FY 2021 Actual	FY 2022 Budget	FY 2023 Revised Budget	FY 2022 to FY 2023 Change	
513.49-90	Other	0	500	360	500	500	-	0.00%
513.51-10	Office Supplies	99	750	675	500	500	-	0.00%
513.54-00	Books, Publ, Subsc & Memb	580	790	680	790	790	-	0.00%
	<i>Subtotal</i>	14,465	33,770	20,811	26,807	29,196	2,389	8.91%
	Department Total	<b>162,204</b>	<b>173,239</b>	<b>164,309</b>	<b>182,308</b>	<b>190,096</b>	<b>7,788</b>	4.27%
						(0.00)	-	
<b><u>1110- City Attorney</u></b>								
<b>Operating</b>								
514.31-10	Legal	538,780	688,000	329,811	688,000	688,000	-	0.00%
514.31-50	Internal IT Support	10,637	8,957	8,957	11,230	12,383	1,153	10.27%
514.43-10	Water	1,518	600	723	1,500	1,500	-	0.00%
514.43-20	Sewer	843	450	535	900	900	-	0.00%
514.43-30	Electricity	2,098	2,200	2,084	2,100	2,100	-	0.00%
514.43-40	Refuse/Waste Disposal	96	100	96	100	100	-	0.00%
514.45-10	Property/Liability	15,217	17,499	17,499	17,500	20,125	2,625	15.00%
	Department Total	<b>569,190</b>	<b>717,806</b>	<b>359,704</b>	<b>721,330</b>	<b>725,108</b>	<b>3,778</b>	0.52%
						-	-	
<b><u>1220- Finance</u></b>								
<b>Salaries and Benefits</b>								
12-10	Regular	705,140	879,591	900,083	1,078,011	1,410,100	332,089	30.81%
13-10	Part-time	42,608	0	23,468	0	43,133	43,133	#DIV/0!
14-10	Standard Overtime	37,161	10,000	50,677	5,000	5,000	-	0.00%
15-10	Longevity	2,175	1,575	0	0	975	975	#DIV/0!
15-30	Other Pays	8,318	10,830	9,673	10,800	15,300	4,500	41.67%
21-00	FICA Taxes	58,778	78,673	71,711	82,468	114,648	32,180	39.02%
22-10	Defined Benefit Plan	68,276	185,801	182,735	194,411	246,769	52,358	26.93%
22-20	Defined Contribution	17,813	14,780	24,897	26,894	40,892	13,998	52.05%
23-00	Life & Health Insurance	120,672	179,079	176,893	223,557	259,834	36,277	16.23%
24-10	Workers' Compensation	1,813	1,337	1,152	1,725	1,696	(29)	-1.67%
	<i>Subtotal</i>	1,062,754	1,361,666	1,441,289	1,622,866	2,138,347	515,481	31.76%
<b>Operating</b>								
513.31-50	Internal IT Support	66,518	99,449	99,449	129,247	148,226	18,979	14.68%
513.32-00	Accounting & Auditing	49,582	49,930	51,588	66,100	76,100	10,000	15.13%
513.34-50	Other Contractual Services	316,115	153,700	135,270	49,950	49,950	-	0.00%
513.40-10	Training/Registration	626	3,919	4,560	10,000	10,000	-	0.00%
513.40-20	Lodging/Transportation	0	0	0	2,500	2,500	-	0.00%
513.40-30	Other	0	0	604	1,000	1,000	-	0.00%
513.41-30	Postage & Freight	1,459	14,680	14,550	4,500	4,500	-	0.00%
513.43-10	Water	8,779	6,000	4,175	6,000	6,000	-	0.00%
513.43-20	Sewer	4,869	3,500	3,090	3,500	3,500	-	0.00%
513.43-30	Electricity	12,124	12,350	12,039	12,350	12,350	-	0.00%
513.43-40	Refuse/Waste Disposal	558	560	558	560	560	-	0.00%
513.44-20	Operating/Capital Leasing	4,615	4,700	4,211	4,700	4,700	-	0.00%
513.45-10	Property/Liability	27,866	32,044	32,044	32,044	36,851	4,807	15.00%
513.46-21	Equipment-General	1,109	1,164	1,164	1,060	1,200	140	13.21%
513.47-00	Printing & Binding	4,260	5,740	4,516	5,740	5,740	-	0.00%
513.49-10	Advertising	16,856	13,941	11,339	9,000	9,000	-	0.00%
513.51-10	Office Supplies	8,936	13,950	13,042	9,150	9,150	-	0.00%
513.52-65	Computer Software	11,418	7,274	7,274	7,274	7,274	-	0.00%
513.54-00	Books, Publ, Subsc & Memb	2,661	2,000	1,759	2,000	2,000	-	0.00%
	<i>Subtotal</i>	538,350	424,901	401,231	356,675	390,601	33,926	9.51%
	Department Total	<b>1,601,103</b>	<b>1,786,567</b>	<b>1,842,520</b>	<b>1,979,541</b>	<b>2,528,948</b>	<b>549,407</b>	27.75%
						0.00	-	
<b><u>1310- Human Resources</u></b>								
<b>Salaries and Benefits</b>								
12-10	Regular	182,809.00	52,465.00	61,508.00	107,109.00	169,321	62,212	58.08%
14-10	Standard Overtime	636.47		767.00		-	-	#DIV/0!

City of Lake Worth Beach  
FY 2023 Budget  
001 General Fund

draft

Account Code	Account Name	FY 2020 Actual	FY 2021 Budget	FY 2021 Actual	FY 2022 Budget	FY 2023 Revised Budget	FY 2022 to FY 2023 Change	
15-10	Longevity	0	0	0	0	769	769	#DIV/0!
15-30	Other Pays	2,681	10,800	5,746	1,575	1,575	-	0.00%
21-00	FICA Taxes	13,736	4,171	4,295	8,195	12,953	4,758	58.06%
22-10	Defined Benefit Plan	6,679	0	0	18,227	33,797	15,570	85.42%
22-20	Defined Contribution	6,174	5,246	5,246	3,126	3,220	94	3.01%
23-00	Life & Health Insurance	28,451	19,400	19,400	21,534	31,637	10,103	46.92%
24-10	Workers' Compensation	438	326	274	177	288	111	62.62%
27-00	Recruiting Expenses	0	2,000	0	3,000	-	(3,000)	-100.00%
	<i>Subtotal</i>	241,605	94,408	97,235	162,943	253,560	90,617	55.61%
<b>Operating</b>						-	-	
513.31-40	Medical	3,975	5,000	0	5,000	5,000	-	0.00%
513.31-50	Internal IT Support	23,966	32,491	32,491	42,204	69,778	27,574	65.34%
513.34-45	Employee Training	0	0	0	16,200	10,000	(6,200)	-38.27%
513.34-50	Other Contractual Services	362	28,488	26,726	10,500	10,500	-	0.00%
513.40-10	Training/Registration	0	2,000	1,751	2,000	2,000	-	0.00%
513.40-20	Lodging/Transportation	0	1,000	704	1,000	1,000	-	0.00%
513.41-30	Postage & Freight	698	1,000	336	3,000	1,000	(2,000)	-66.67%
513.43-10	Water	2,520	1,900	1,560	2,500	2,500	-	0.00%
513.43-20	Sewer	1,160	800	736	1,200	1,200	-	0.00%
513.43-30	Electricity	2,889	3,400	2,869	3,000	3,000	-	0.00%
513.43-40	Refuse/Waste Disposal	122	140	133	140	140	-	0.00%
513.44-20	Operating/Capital Leasing	0	1,000	0	1,000	-	(1,000)	-100.00%
513.45-10	Property/Liability	7,862	9,042	9,042	9,100	10,465	1,365	15.00%
513.46-21	Equipment-General	118	680	0	700	700	-	0.00%
513.47-00	Printing & Binding	1,080	1,000	274	1,500	1,500	-	0.00%
513.48-00	Promotional Activities	526	3,000	3,276	4,000	4,000	-	0.00%
513.49-10	Advertising	0	1,300	1,248	1,300	1,300	-	0.00%
513.49-90	Other	8,689	10,000	9,903	12,000	12,000	-	0.00%
513.51-10	Office Supplies	2,760	2,000	2,153	3,000	3,000	-	0.00%
513.52-10	Gas, Lubricants & Oil	0	150	0	150	150	-	0.00%
513.52-20	Small Tools & Equipment	0	0	0	1,000	-	(1,000)	-100.00%
513.54-00	Books, Publ, Subsc & Memb	0	1,000	714	2,000	1,000	(1,000)	-50.00%
	<i>Subtotal</i>	56,727	105,391	93,917	122,494	140,233	17,739	14.48%
	Department Total	298,332	199,799	191,152	285,437	393,793	108,356	37.96%
						-	-	
<b><u>2010- Community Sustainability- Administration</u></b>								
<b>Salaries and Benefits</b>								
12-10	Regular	95,336	63,131	63,004	123,445	65,084	(58,361)	-47.28%
	Longevity					180	180	#DIV/0!
	Other Pays					3,150	3,150	#DIV/0!
21-00	FICA Taxes	8,142	5,019	5,002	9,444	4,979	(4,465)	-47.28%
22-10	Defined Benefit Plan	1,204	0	0	8,453	4,080	(4,373)	-51.73%
22-20	401-a Plan	7,415	0	2,709	8,827	8,393	(434)	-4.92%
23-00	Life & Health Insurance	12,022	19,195	19,320	24,937	16,130	(8,807)	-35.32%
24-10	Workers' Compensation	232	189	139	204	221	17	8.51%
	<i>Subtotal</i>	124,351	87,534	90,174	175,310	102,216	-73,094	-41.69%
<b>Operating</b>						-	-	
515.31-50	Internal IT Support	27,347	24,795	24,795	32,598	37,899	5,301	16.26%
515.31-90	Professional Services Other	1,333	3,803	1,285	8,000	8,000	-	0.00%
515.40-10	Training/Registration	30	350	245	1,000	1,000	-	0.00%
515.40-20	Lodging/Transportation	0	0	0	500	500	-	0.00%
515.40-30	Other	0	0	0	400	400	-	0.00%
515.41-30	Postage & Freight	0	250	25	250	250	-	0.00%
515.44-20	Operating/Capital Leasing	138	275	126	275	275	-	0.00%
515.45-10	Property/Liability	4,298	4,943	4,943	4,943	5,684	741	15.00%
515.47-00	Printing & Binding	2,448	3,000	123	3,000	3,000	-	0.00%
515.49-10	Advertising	0	250	0	250	250	-	0.00%

City of Lake Worth Beach  
FY 2023 Budget  
001 General Fund

draft

Account Code	Account Name	FY 2020 Actual	FY 2021 Budget	FY 2021 Actual	FY 2022 Budget	FY 2023 Revised Budget	FY 2022 to FY 2023 Change	
515.49-90	Other	0	100	0	100	100	-	0.00%
515.51-10	Office Supplies	551	500	72	500	500	-	0.00%
515.52-10	Gas, Lubricants & Oil	361	150	428	150	450	300	200.00%
515.52-20	Small Tools & Equipment	232	200	220	200	200	-	0.00%
515.52-90	Other	0	750	789	150	150	-	0.00%
515.54-00	Books, Publ, Subsc & Memb	230	2,000	16	2,000	500	(1,500)	-75.00%
515.64-40	Misc. Equipment	0	900	0	900	900	-	0.00%
	<i>Subtotal</i>	36,968	42,266	33,068	55,216	60,058	4,842	8.77%
	Department Total	<b>161,319</b>	<b>129,800</b>	<b>123,243</b>	<b>230,526</b>	<b>162,275</b>	<b>-68,251</b>	<b>-29.61%</b>
						0.00	-	
<b><u>2030- Planning and Zoning</u></b>								
<b>Salaries and Benefits</b>								
12-10	Regular	363,580	427,890	358,188	394,804	518,404	123,600	31.31%
13-10	Part-time	8,160	25,000	6,836	15,000	15,000	-	0.00%
14-10	Standard Overtime	8,156	2,500	6,927	2,500	5,000	2,500	100.00%
15-10	Longevity	1,350	1,425	1,800	1,200	525	(675)	-56.25%
21-00	FICA Taxes	28,867	36,005	28,173	30,202	40,805	10,603	35.11%
22-10	Defined Benefit Plan	47,832	97,740	97,740	94,866	117,025	22,159	23.36%
23-00	Life & Health Insurance	61,230	70,433	70,190	77,963	97,470	19,507	25.02%
24-10	Workers' Compensation	9,558	6,266	6,266	5,460	24,728	19,268	352.90%
	<i>Subtotal</i>	528,733	667,259	576,119	621,995	818,958	196,963	31.67%
<b>Operating</b>								
515.31-50	Internal IT Support	48,128	76,511	76,511	70,622	78,617	7,995	11.32%
515.31-90	Professional Services Other	79,006	47,093	23,861	60,000	60,000	-	0.00%
515.40-10	Training/Registration	0	173	146	1,500	1,500	-	0.00%
515.40-20	Lodging/Transportation	0	900	700	900	900	-	0.00%
515.41-30	Postage & Freight	302	850	184	1,000	1,000	-	0.00%
515.43-10	Water	93	150	85	150	150	-	0.00%
515.43-20	Sewer	42	40	42	40	45	5	12.50%
515.43-30	Electricity	1,093	1,100	1,906	1,100	1,900	800	72.73%
515.43-40	Refuse/Waste Disposal	89	100	82	100	100	-	0.00%
515.44-20	Operating/Capital Leasing	689	1,200	632	1,200	1,200	-	0.00%
515.45-10	Property/Liability	356	410	410	410	472	61	15.00%
515.47-00	Printing & Binding	2,042	2,700	1,977	3,500	3,500	-	0.00%
515.49-10	Advertising	14,023	9,800	9,094	8,000	8,000	-	0.00%
515.49-90	Other	1,314	1,150	768	1,000	1,000	-	0.00%
515.51-10	Office Supplies	1,252	1,800	1,503	1,800	1,800	-	0.00%
515.52-20	Small Tools & Equipment	89	0	0	150	150	-	0.00%
515.52-90	Other	0	300	287	300	-	(300)	-100.00%
515.54-00	Books, Publ, Subsc & Memb	1,238	1,200	916	1,200	1,200	-	0.00%
515.64-00	Machinery & Equipment	0	0	0	500	-	(500)	-100.00%
515.64-40	Misc. Equipment	2,000	11,781	9,811	1,200	1,200	-	0.00%
	<i>Subtotal</i>	151,756	157,258	128,915	154,672	162,734	8,062	5.21%
	Department Total	<b>680,490</b>	<b>824,517</b>	<b>705,034</b>	<b>776,667</b>	<b>981,691</b>	<b>205,024</b>	<b>26.40%</b>
						0.00	-	
<b><u>2040- Code Enforcement</u></b>								
<b>Salaries and Benefits</b>								
12-10	Regular	645,894	699,864	612,393	553,854	732,677	178,823	32.29%
13-10	Part-time	0	0	2,420	0	-	-	#DIV/0!
14-10	Standard Overtime	1,519	5,000	5,370	5,000	5,000	-	0.00%
15-10	Longevity	2,772	2,025	1,082	1,650	1,316	(334)	-20.23%
15-30	Other Pays	0	58	841	0	2,925	2,925	#DIV/0!
21-00	FICA Taxes	49,215	55,639	43,741	42,370	56,432	14,062	33.19%
22-10	Defined Benefit Plan	65,872	159,865	158,998	133,084	178,758	45,674	34.32%
22-20	401-a Plan	0	0	0	0	-	-	#DIV/0!

City of Lake Worth Beach  
FY 2023 Budget  
001 General Fund

draft

Account Code	Account Name	FY 2020 Actual	FY 2021 Budget	FY 2021 Actual	FY 2022 Budget	FY 2023 Revised Budget	FY 2022 to FY 2023 Change	
23-00	Life & Health Insurance	119,218	147,987	147,987	98,370	169,235	70,865	72.04%
24-10	Workers' Compensation	11,876	7,581	7,581	10,770	45,673	34,903	324.07%
	<i>Subtotal</i>	896,366	1,078,019	980,413	845,098	1,192,016	346,918	41.05%
<b>Operating</b>						-	-	
515.31-50	Internal IT Support	99,728	112,658	112,658	130,590	144,547	13,957	10.69%
515.31-90	Professional Services Other	824	12,053	10,703	10,000	10,000	-	0.00%
515.34-50	Other Contractual Services	270,535	26,500	22,750	20,000	20,000	-	0.00%
515.40-10	Training/Registration	150	800	550	1,500	1,500	-	0.00%
515.40-30	Other	0	0	232	1,000	1,000	-	0.00%
515.41-30	Postage & Freight	13,403	20,000	5,010	20,000	15,000	(5,000)	-25.00%
515.43-10	Water	72	70	66	70	70	-	0.00%
515.43-20	Sewer	33	30	32	30	30	-	0.00%
515.43-30	Electricity	845	800	1,474	800	800	-	0.00%
515.43-40	Refuse/Waste Disposal	69	70	63	70	70	-	0.00%
515.44-20	Operating/Capital Leasing	3,403	6,800	2,921	6,800	3,500	(3,300)	-48.53%
515.45-10	Property/Liability	4,784	5,024	5,024	5,024	5,778	754	15.00%
515.46-22	Equipment-Garage	58,391	58,800	54,716	49,000	53,900	4,900	10.00%
515.47-00	Printing & Binding	3,733	6,700	3,132	7,000	4,000	(3,000)	-42.86%
515.49-10	Advertising	0	1,000	234	1,000	500	(500)	-50.00%
515.49-90	Other	300	500	10	500	500	-	0.00%
515.51-10	Office Supplies	2,595	4,000	2,890	4,000	4,000	-	0.00%
515.52-10	Gas, Lubricants & Oil	6,832	10,000	6,500	10,000	10,000	-	0.00%
515.52-20	Small Tools & Equipment	0	500	355	500	500	-	0.00%
515.52-40	Uniforms	0	1,800	1,730	1,500	1,500	-	0.00%
515.52-90	Other	3,547	1,600	849	1,600	1,600	-	0.00%
515.54-00	Books, Publ, Subsc & Memb	985	1,000	826	1,000	1,000	-	0.00%
515.64-40	Misc. Equipment	3,000	1,400	0	1,400	1,400	-	0.00%
	<i>Subtotal</i>	473,228	272,105	232,726	273,384	281,195	7,811	2.86%
	Department Total	1,369,594	1,350,124	1,213,139	1,118,482	1,473,211	354,729	31.72%
						(0.00)	-	
<b>2050- Business License</b>								
<b>Salaries and Benefits</b>								
12-10	Regular	28,914	29,565	32,731	32,136	32,249	113	0.35%
15-10	Longevity	506	2,175	-344	1,725	619	(1,106)	-64.13%
21-00	FICA Taxes	1,905	2,350	2,191	2,458	2,467	9	0.37%
22-10	Defined Benefit Plan	7,147	6,754	6,576	7,722	7,949	227	2.93%
23-00	Life & Health Insurance	11,566	30,482	30,323	12,877	14,098	1,221	9.48%
24-10	Workers' Compensation	69	93	37	53	55	2	3.44%
	<i>Subtotal</i>	50,107	71,419	71,515	56,971	57,436	465	0.82%
<b>Operating</b>						-	-	
515.31-50	Internal IT Support	23,161	27,285	27,285	35,314	38,490	3,176	8.99%
515.40-10	Training/Registration	320	500	-50	500	500	-	0.00%
515.40-20	Lodging/Transportation	0	100	0	500	500	-	0.00%
515.40-30	Other	0	0	121	500	500	-	0.00%
515.41-30	Postage & Freight	5,000	7,500	4,904	7,500	5,000	(2,500)	-33.33%
515.44-20	Operating/Capital Leasing	689	1,400	632	1,400	1,000	(400)	-28.57%
515.47-00	Printing & Binding	4,061	6,000	3,991	6,000	6,000	-	0.00%
515.49-10	Advertising	0	100	0	100	-	(100)	-100.00%
515.49-90	Other	0	500	12	500	-	(500)	-100.00%
515.51-10	Office Supplies	683	1,050	872	650	650	-	0.00%
515.52-20	Small Tools & Equipment	0	150	0	150	-	(150)	-100.00%
515.54-00	Books, Publ, Subsc & Memb	130	500	400	500	500	-	0.00%
	<i>Subtotal</i>	34,044	45,085	38,166	53,614	53,140	(474)	-0.88%
	Department Total	84,151	116,504	109,681	110,585	110,576	-9	-0.01%
						-	-	

City of Lake Worth Beach  
FY 2023 Budget  
001 General Fund

draft

Account Code	Account Name	FY 2020 Actual	FY 2021 Budget	FY 2021 Actual	FY 2022 Budget	FY 2023 Revised Budget	FY 2022 to FY 2023 Change	
<b><u>2070- Strategic Planning &amp; Design</u></b>								
<b>Salaries and Benefits</b>								
12-10	Regular	79,096	23,733	24,006	81,486	25,179	(56,307)	-69.10%
15-10	Longevity	338	340	375	525	135	(390)	-74.29%
15-30	Other Pays	3,245	6,300	5,985	3,150	473	(2,678)	-85.00%
21-00	FICA Taxes	5,585	1,887	1,901	6,234	1,926	(4,308)	-69.10%
22-20	Defined Contribution Plan	7,983	2,373	5,470	8,149	8,393	244	2.99%
23-00	Life & Health Insurance	4,672	9,780	9,748	5,394	862	(4,532)	-84.03%
23-10	Workers Compensation	0	0	0	134	143	9	6.48%
	<i>Subtotal</i>	100,919	44,413	47,485	105,072	37,109	-67,963	-64.68%
<b>Operating</b>								
559.31-50	Internal IT Support	0	5,872	5,872	6,572	7,432	860	13.09%
559.31-90	Professional Services Other	1,141	21,500	10,791	20,000	15,000	(5,000)	-25.00%
559.34-50	Other Contractual Services	25,000	30,050	26,303	15,000	20,000	5,000	33.33%
559.40-10	Training/Registration	389	250	99	1,000	1,000	-	0.00%
559.40-20	Lodging/Transportation	0	0	0	1,000	1,000	-	0.00%
559.40-30	Other	0	0	0	200	-	(200)	-100.00%
559.41-30	Postage & Freight	0	200	0	200	-	(200)	-100.00%
559.44-20	Operating/Capital Leasing	0	1,200	0	1,200	-	(1,200)	-100.00%
559.47-00	Printing & Binding	1,500	2,500	37	2,500	2,500	-	0.00%
559.48-00	Promotional Activities	1,777	2,500	0	2,500	2,500	-	0.00%
559.49-10	Advertising	0	500	0	500	-	(500)	-100.00%
559.51-10	Office Supplies	211	200	133	200	200	-	0.00%
559.52-90	Other	0	150	117	150	150	-	0.00%
559.54-00	Books, Publ, Subsc & Memb	2,427	3,000	2,225	3,000	1,000	(2,000)	-66.67%
559.62-10	Improvements	0	1,000	0	1,000	-	(1,000)	-100.00%
559.64-00	Machinery & Equipment	0	1,000	0	1,000	-	(1,000)	-100.00%
559.64-40	Misc. Equipment	500	1,000	0	1,000	1,000	-	0.00%
	<i>Subtotal</i>	32,945	70,922	45,577	57,022	51,782	(5,240)	-9.19%
	Department Total	133,864	115,335	93,062	162,094	88,891	-73,203	-45.16%
						-	-	
<b><u>3010- Police Administration</u></b>								
<b>Operating</b>								
22-10	Defined Benefit Plan	2,958,260	3,551,200	3,989,867	3,910,269	3,951,568	41,299	1.06%
521.34-50	Other Contractual Service	13,190,959	13,382,660	13,288,570	13,646,674	14,056,074	409,400	3.00%
521.34-60	Ordinance Arrest Fees	5,410	4,500	10,780	4,500	4,500	-	0.00%
521.43-10	Water	10,691	12,000	8,218	12,000	12,000	-	0.00%
521.43-20	Sewer	6,460	8,000	6,102	7,000	7,000	-	0.00%
521.43-30	Electricity	62,978	68,000	61,685	68,000	68,000	-	0.00%
521.43-40	Refuse/Waste Disposal	7,787	8,000	7,787	8,000	8,000	-	0.00%
521.45-10	Property/Liability	77,997	81,897	81,897	81,897	94,182	12,285	15.00%
521.46-10	Buildings	44,174	48,000	26,745	49,000	49,000	-	0.00%
	Department Total	16,364,715	17,164,257	17,481,651	17,787,340	18,250,324	462,984	2.60%
						0.00	-	
<b><u>4010- Fire Administration</u></b>								
<b>Operating</b>								
22-10	Defined Benefit Plan	3,408,073	3,419,120	3,419,118	3,634,387	3,632,101	(2,286)	-0.06%
522.45-10	Property/Liability	35,143	36,900	36,900	36,900	42,435	5,535	15.00%
522.46-10	Buildings	38,758	12,000	5,625	10,000	10,000	-	0.00%
	Department Total	3,481,974	3,468,020	3,461,643	3,681,287	3,684,536	3,249	0.09%
						-	-	
<b><u>5010- PW Administration</u></b>								
<b>Salaries and Benefits</b>								
12-10	Regular	109,281	113,385	114,358	120,112	123,713	3,601	3.00%
13-10	Part-time	0	0	0	0	-	-	#DIV/0!
15-10	Longevity	1,025	1,500	300	900	897	(3)	-0.33%

City of Lake Worth Beach  
FY 2023 Budget  
001 General Fund

draft

Account Code	Account Name	FY 2020 Actual	FY 2021 Budget	FY 2021 Actual	FY 2022 Budget	FY 2023 Revised Budget	FY 2022 to FY 2023 Change	
15-30	Other Pays	3,529	10,829	1,948	3,510	3,510	-	0.00%
21-00	FICA Taxes	8,385	9,014	8,276	9,189	9,464	275	2.99%
22-10	Defined Benefit Plan	35,608	25,900	25,221	28,861	30,493	1,632	5.65%
22-20	Defined Contribution	0	0	0	0	-	-	#DIV/0!
23-00	Life & Health Insurance	17,547	31,669	31,362	28,731	24,237	(4,494)	-15.64%
24-10	Workers' Compensation	270	268	140	198	210	12	6.31%
	<i>Subtotal</i>	175,645	192,565	181,604	191,501	192,525	1,024	0.53%
<b>Operating</b>						-	-	
519.31-50	Internal IT Support	22,632	42,683	42,683	45,670	50,372	4,702	10.30%
519.34-50	Other Contractual Services	51,818	65,159	60,889	99,000	70,000	(29,000)	-29.29%
519.40-10	Training/Registration	1,509	1,500	593	2,500	1,500	(1,000)	-40.00%
519.40-20	Lodging/Transportation	46	500	4	2,500	1,500	(1,000)	-40.00%
519.41-30	Postage & Freight	0	200	399	200	400	200	100.00%
519.43-30	Electricity	267	340	357	340	340	-	0.00%
519.44-20	Operating/Capital Leasing	3,010	2,310	2,340	2,310	2,310	-	0.00%
519.45-10	Property/Liability	19,051	21,909	21,909	21,909	25,195	3,286	15.00%
519.46-22	Equipment-Garage	23,025	6,900	23,600	14,700	16,170	1,470	10.00%
519.47-00	Printing & Binding	914	800	846	800	800	-	0.00%
519.51-10	Office Supplies	1,183	1,750	1,870	1,550	1,550	-	0.00%
519.52-10	Gas, Lubricants & Oil	2,747	1,700	2,433	1,700	2,800	1,100	64.71%
519.52-40	Uniforms	703	800	440	800	800	-	0.00%
519.54-00	Books, Publ, Subsc & Memb	74	500	0	500	500	-	0.00%
	<i>Subtotal</i>	126,979	147,051	158,362	194,479	174,237	(20,242)	-10.41%
	Department Total	302,624	339,616	339,967	385,980	366,762	-19,218	-4.98%
						(0.00)	-	
<b>5020- PW Streets</b>								
<b>Salaries and Benefits</b>								
12-10	Regular	229,194	255,020	242,021	259,798	266,601	6,803	2.62%
13-10	Part-time	0	0	0	0	-	-	#DIV/0!
14-10	Standard Overtime	3,267	6,000	3,659	3,500	3,500	-	0.00%
15-10	Longevity	0	750	0	0	450	450	#DIV/0!
15-30	Other Pays	0	0	0	0	-	-	#DIV/0!
21-00	FICA Taxes	17,709	20,274	16,833	19,875	20,663	788	3.96%
22-10	Defined Benefit Plan	40,795	58,253	57,020	62,426	65,711	3,285	5.26%
22-20	401-a Plan	0	0	0	0	-	-	#DIV/0!
23-00	Life & Health Insurance	51,068	66,987	66,557	81,444	90,130	8,686	10.66%
24-10	Workers' Compensation	22,335	13,029	15,590	25,652	27,007	1,355	5.28%
	<i>Subtotal</i>	364,368	420,313	401,679	452,695	474,061	21,366	4.72%
<b>Operating</b>						-	-	
519.31-50	Internal IT Support	20,182	19,080	19,080	22,728	25,268	2,540	11.18%
519.34-10	Maintenance	35,476	45,000	0	260,000	260,000	-	0.00%
519.34-50	Other Contractual Services	427,692	0	0	15,000	15,000	-	0.00%
519.40-10	Training/Registration	655	1,000	0	1,000	1,000	-	0.00%
519.40-20	Lodging/Transportation	26	0	0	500	500	-	0.00%
519.43-10	Water	23,673	10,000	10,250	10,000	10,000	-	0.00%
519.43-20	Sewer	1,415	1,400	2,542	1,400	1,400	-	0.00%
519.43-30	Electricity	449,496	450,000	461,662	450,000	450,000	-	0.00%
519.43-40	Refuse/Waste Disposal	358	600	477	600	600	-	0.00%
519.45-10	Property/Liability	2,009	2,310	2,310	2,310	2,657	347	15.00%
519.46-21	Equipment-General	0	500	27	500	-	(500)	-100.00%
519.46-22	Equipment-Garage	73,125	76,800	71,927	58,100	63,910	5,810	10.00%
519.46-26	Heavy Equipment	19,024	6,000	23,112	6,000	6,500	500	8.33%
519.46-27	Heavy Equip-ext repairs	17,176	6,500	7,657	6,500	6,500	-	0.00%
519.51-10	Office Supplies	1,627	0	324	500	500	-	0.00%
519.52-10	Gas, Lubricants & Oil	19,765	20,000	24,887	20,000	20,000	-	0.00%
519.52-20	Small Tools & Equipment	17,449	15,000	12,278	15,000	15,000	-	0.00%
519.52-40	Uniforms	4,682	7,240	7,044	4,000	4,000	-	0.00%

City of Lake Worth Beach  
FY 2023 Budget  
001 General Fund

draft

Account Code	Account Name	FY 2020 Actual	FY 2021 Budget	FY 2021 Actual	FY 2022 Budget	FY 2023 Revised Budget	FY 2022 to FY 2023 Change	
519.53-00	Road Materials & Supplies	164,348	0	0	200,000	-	(200,000)	-100.00%
	Subtotal	1,278,178	661,430	643,577	1,074,138	882,835	(191,304)	-17.81%
	Department Total	1,642,545	1,081,743	1,045,256	1,526,833	1,356,896	-169,937	-11.13%
						-	-	
<b>5030- PW Parking</b>								
<b>Operations</b>								
545.41-30	Postage & Freight	98	96	96	100	-	(100)	-100.00%
545.52-20	Small Tools & Equipment	203	3,757	3,900	250	-	(250)	-100.00%
545.52-95	Boat Launch	1,000	7,952	7,951	1,500	-	(1,500)	-100.00%
	Department Total	1,301	11,805	11,948	1,850	-	(1,850)	-100.00%
						-	-	
<b>5040- PW Grounds</b>								
<b>Salaries and Benefits</b>								
12-10	Regular	528,577	555,671	506,034	513,076	556,547	43,471	8.47%
14-10	Standard Overtime	57,430	50,000	48,400	50,000	50,000	-	0.00%
15-10	Longevity	3,975	3,750	1,636	3,150	5,655	2,505	79.52%
21-00	FICA Taxes	44,045	44,176	38,786	39,250	46,401	7,151	18.22%
22-10	Defined Benefit Plan	104,861	126,929	124,323	123,286	137,177	13,891	11.27%
23-00	Life & Health Insurance	149,878	178,777	178,111	135,210	188,269	53,059	39.24%
24-10	Workers' Compensation	26,564	15,887	15,699	20,316	22,765	2,449	12.06%
	Subtotal	915,331	975,190	912,989	884,288	1,006,813	122,525	13.86%
<b>Operating</b>								
519.31-50	Internal IT Support	11,258	11,459	11,459	17,893	19,550	1,657	9.26%
519.34-50	Other Contractual Services	269,137	290,702	290,088	293,500	293,500	-	0.00%
519.40-10	Training/Registration	1,507	1,500	1,092	1,500	1,500	-	0.00%
519.43-10	Water	432,962	490,000	324,185	490,000	490,000	-	0.00%
519.43-20	Sewer	5,273	3,550	5,334	5,300	5,300	-	0.00%
519.43-30	Electricity	36,149	35,000	37,564	37,000	37,000	-	0.00%
519.43-40	Refuse/Waste Disposal	39,455	29,190	39,455	40,000	40,000	-	0.00%
519.45-10	Property/Liability	35,856	41,234	41,234	41,234	47,419	6,185	15.00%
519.46-21	Equipment-General	1,311	5,100	3,608	5,500	4,000	(1,500)	-27.27%
519.46-22	Equipment-Garage	146,750	95,000	154,031	87,500	91,850	4,350	4.97%
519.46-26	Heavy Equipment	13,376	6,000	21,411	6,000	6,000	-	0.00%
519.46-27	Heavy Equip-ext repairs	4,567	10,000	5,720	10,000	7,000	(3,000)	-30.00%
519.46-90	Other	11,758	20,113	19,400	25,000	20,000	(5,000)	-20.00%
519.51-10	Office Supplies	215	800	791	800	800	-	0.00%
519.52-10	Gas, Lubricants & Oil	20,294	23,130	29,330	23,130	23,130	-	0.00%
519.52-20	Small Tools & Equipment	6,347	8,400	9,223	8,000	8,000	-	0.00%
519.52-30	Chemicals	9,641	9,000	8,424	15,000	12,500	(2,500)	-16.67%
519.52-40	Uniforms	7,802	6,000	5,533	6,000	6,000	-	0.00%
519.52-90	Other	54,387	62,685	64,774	45,000	45,000	-	0.00%
519.54-00	Books, Publ, Subsc & Memb	0	491	0	400	400	-	0.00%
519.62-10	Improvements	0	0	0	15,000	-	(15,000)	-100.00%
519.64-40	Misc. Equipment	3,945	0	0	0	-	-	#DIV/0!
	Subtotal	1,111,990	1,149,354	1,072,657	1,173,757	1,158,949	(14,808)	-1.26%
	Department Total	2,027,321	2,124,544	1,985,646	2,058,045	2,165,762	107,717	5.23%
						0.00	-	
<b>5050 - PW Cemetery</b>								
<b>Salaries and Benefits</b>								
12-10	Regular	52,384	56,075	46,862	51,569	53,118	1,549	3.00%
13-10	Part-time	0	0	0	0	-	-	#DIV/0!
14-10	Standard Overtime	3,919	10,000	9,999	5,000	5,000	-	0.00%
15-10	Longevity	1,500	1,500	0	0	570	570	#DIV/0!
15-30	Other Pays	0	0	0	0	-	-	#DIV/0!
21-00	FICA Taxes	4,394	4,458	4,119	3,945	4,446	501	12.70%



City of Lake Worth Beach  
FY 2023 Budget  
001 General Fund

draft

Account Code	Account Name	FY 2020 Actual	FY 2021 Budget	FY 2021 Actual	FY 2022 Budget	FY 2023 Revised Budget	FY 2022 to FY 2023 Change	
22-10	Defined Benefit Plan	15,265	11,667	11,397	12,391	13,092	701	5.66%
22-20	Defined Contribution Plan	0	0	0	0	-	-	#DIV/0!
23-00	Life & Health Insurance	10,209	11,188	11,061	17,242	19,058	1,816	10.53%
24-10	Workers' Compensation	2,579	1,734	1,593	2,068	2,194	126	6.08%
	<i>Subtotal</i>	90,251	96,622	85,031	92,215	97,478	5,263	5.71%
<b>Operating</b>						-	-	
519.31-50	Internal IT Support	5,738	7,858	7,858	11,090	12,531	1,441	12.99%
519.34-50	Other Contractual Services	0	0	0	20,000	-	(20,000)	-100.00%
519.43-10	Water	88,486	85,000	18,279	90,000	20,877	(69,123)	-76.80%
519.43-20	Sewer	479	350	443	500	500	-	0.00%
519.43-30	Electricity	3,661	4,000	3,586	4,000	4,000	-	0.00%
519.43-40	Refuse/Waste Disposal	3,803	4,000	3,803	4,000	4,000	-	0.00%
519.45-10	Property/Liability	9,396	10,805	10,805	10,000	11,500	1,500	15.00%
519.46-10	Buildings	494	500	963	500	1,000	500	100.00%
519.46-21	Equipment-General	0	1,000	1,483	1,000	1,000	-	0.00%
519.46-26	Heavy Equipment	1,746	3,000	4,914	3,000	3,000	-	0.00%
519.46-90	Other	35,060	36,000	36,704	20,000	36,000	16,000	80.00%
519.51-10	Office Supplies	0	190	446	200	200	-	0.00%
519.52-10	Gas, Lubricants & Oil	415	2,000	2,277	2,000	2,000	-	0.00%
519.52-20	Small Tools & Equipment	2,065	2,000	2,777	2,000	2,000	-	0.00%
519.52-40	Uniforms	437	1,240	1,263	1,240	1,240	-	0.00%
519.52-90	Other	3,258	7,480	7,922	7,500	7,500	-	0.00%
	<i>Subtotal</i>	155,037	165,423	103,524	177,030	107,348	(69,682)	-39.36%
	Department Total	245,287	262,045	188,555	269,245	204,826	-64,419	-23.93%
						-	-	
<b><u>5061 - PW Custodial</u></b>								
<b>Salaries and Benefits</b>								
12-10	Regular	3,583	5,500	21,237	32,136	33,100	964	3.00%
13-10	Part-time	0	0	0	0	-	-	#DIV/0!
15-10	Longevity	225	0	0	0	-	-	#DIV/0!
15-30	Other Pays	0	0	0	0	-	-	#DIV/0!
21-00	FICA Taxes	291	413	306	2,458	2,532	74	3.02%
22-10	Defined Benefit Plan	961	0	1,076	7,722	8,158	436	5.65%
22-20	Defined Contribution Plan	0	0	0	0	-	-	#DIV/0!
23-00	Life & Health Insurance	451	0	3,819	10,378	11,488	1,110	10.70%
24-10	Workers' Compensation	144	0	424	1,214	1,288	74	6.06%
	<i>Subtotal</i>	5,656	5,913	26,863	53,908	56,567	2,659	4.93%
<b>Operating</b>						-	-	
519.34-50	Other Contractual Services	97,675	139,075	138,505	145,000	145,000	-	
	<i>Subtotal</i>	97,675	139,075	138,505	145,000	145,000	-	0.00%
	Department Total	103,330	144,988	165,367	198,908	201,567	2,659	1.34%
						-	-	
<b><u>5062 - PW Maintenance</u></b>								
<b>Salaries and Benefits</b>								
12-10	Regular	458,467	516,513	379,129	358,305	465,112	106,807	29.81%
14-10	Standard Overtime	16,606	15,000	7,547	15,000	15,000	-	0.00%
15-10	Longevity	5,957	2,175	1,556	2,700	2,085	(615)	-22.78%
21-00	FICA Taxes	36,796	41,063	4,781	27,410	36,729	9,319	34.00%
22-10	Defined Benefit Plan	127,931	117,984	115,908	86,096	114,640	28,544	33.15%
23-00	Life & Health Insurance	83,577	103,634	103,203	72,566	98,112	25,546	35.20%
24-10	Workers' Compensation	28,925	22,097	16,105	24,402	30,077	5,675	23.25%
	<i>Subtotal</i>	758,258	818,466	628,229	586,479	761,754	175,275	29.89%
<b>Operating</b>						-	-	
519.31-50	Internal IT Support	20,068	21,612	21,612	24,929	29,799	4,870	19.54%

City of Lake Worth Beach  
FY 2023 Budget  
001 General Fund

draft

Account Code	Account Name	FY 2020 Actual	FY 2021 Budget	FY 2021 Actual	FY 2022 Budget	FY 2023 Revised Budget	FY 2022 to FY 2023 Change	
519.34-50	Other Contractual Services	108,443	90,310	85,619	50,000	50,000	-	0.00%
519.40-10	Training/Registration	0	690	508	1,000	700	(300)	-30.00%
519.41-30	Postage & Freight	0	415	0	0	-	-	#DIV/0!
519.43-10	Water	376	1,500	374	500	500	-	0.00%
519.43-20	Sewer	378	800	395	800	800	-	0.00%
519.43-30	Electricity	13,114	16,000	11,857	16,000	14,000	(2,000)	-12.50%
519.43-40	Refuse/Waste Disposal	3,803	3,700	3,803	3,700	3,800	100	2.70%
519.45-10	Property/Liability	47,034	54,089	54,089	54,089	62,202	8,113	15.00%
519.46-10	Buildings	40,049	57,500	41,487	57,100	50,000	(7,100)	-12.43%
519.46-21	Equipment-General	0	85	0	500	500	-	0.00%
519.46-22	Equipment-Garage	87,150	58,100	82,808	54,100	59,510	5,410	10.00%
519.46-26	Heavy Equipment	340	2,500	1,201	2,500	1,500	(1,000)	-40.00%
519.46-27	Heavy Equip-ext repairs	0	0	0	5,000	-	(5,000)	-100.00%
519.51-10	Office Supplies	531	500	571	500	500	-	0.00%
519.52-10	Gas, Lubricants & Oil	8,859	14,000	8,030	14,000	10,000	(4,000)	-28.57%
519.52-20	Small Tools & Equipment	1,802	4,000	3,960	4,000	4,000	-	0.00%
519.52-40	Uniforms	3,652	4,080	3,317	4,080	3,500	(580)	-14.22%
519.52-90	Other	4,396	4,000	4,017	4,000	4,000	-	0.00%
519.62-10	Improvements	0	0	0	102,900	102,900	-	0.00%
	<i>Subtotal</i>	339,994	333,881	323,649	399,698	398,211	(1,487)	-0.37%
	Department Total	1,098,253	1,152,347	951,879	986,177	1,159,966	173,789	17.62%
						0.00	-	
<b>8010 - LS: Information Officer</b>								
<b>Salaries and Benefits</b>								
12-10	Regular	80,797	179,340	88,223	90,966	98,379	7,413	8.15%
13-10	Part-time	0	0	0	0	-	-	#DIV/0!
15-10	Longevity	0	0	0	0	450	450	#DIV/0!
15-30	Other Pays	0	0	1,311	0	-	-	#DIV/0!
21-00	FICA Taxes	5,977	14,258	6,718	6,959	7,526	567	8.15%
22-10	Defined Benefit Plan	4,108	40,965	40,625	21,858	24,248	2,390	10.94%
22-20	401-a Plan	0	0	0	0	-	-	#DIV/0!
23-00	Life & Health Insurance	15,113	32,286	32,097	17,403	19,270	1,867	10.73%
24-10	Workers' Compensation	189	254	111	150	167	17	11.50%
	<i>Subtotal</i>	106,184	267,103	169,086	137,336	150,041	12,705	9.25%
<b>Operating</b>								
513.31-50	Internal IT Support	0	13,444	13,444	30,669	33,692	3,023	9.86%
513.34-50	Other Contractual Services	37,092	41,045	20,226	40,000	40,000	-	0.00%
513.40-10	Training/Registration	0	1,220	0	1,220	1,220	-	0.00%
513.40-20	Lodging/Transportation	0	120	0	120	120	-	0.00%
513.40-30	Other	0	0	0	3,500	-	(3,500)	-100.00%
513.44-20	Operating/Capital Leasing	0	700	0	700	700	-	0.00%
513.46-22	Equipment-Garage	0	0	0	0	-	-	#DIV/0!
513.47-00	Printing & Binding	11,445	12,060	14,175	25,500	25,500	-	0.00%
513.48-00	Promotional Activities	782	1,500	839	1,500	1,500	-	0.00%
513.51-10	Office Supplies	40	650	405	100	100	-	0.00%
513.52-90	Other	91	5,500	5,027	500	500	-	0.00%
513.54-00	Books, Publ, Subsc & Memb	16,555	22,100	23,035	25,953	25,953	-	0.00%
513.56-20	Equipment-Technology	2,634	10,000	6,091	8,000	8,000	-	0.00%
	<i>Subtotal</i>	68,639	108,339	83,242	137,762	137,285	(477)	-0.35%
	Department Total	174,823	375,442	252,328	275,098	287,326	12,228	4.44%
						-	-	
<b>8020 - LS: Library</b>								
<b>Salaries and Benefits</b>								
12-10	Regular	122,290	120,759	141,801	142,196	218,854	76,658	53.91%

City of Lake Worth Beach  
FY 2023 Budget  
001 General Fund

draft

Account Code	Account Name	FY 2020 Actual	FY 2021 Budget	FY 2021 Actual	FY 2022 Budget	FY 2023 Revised Budget	FY 2022 to FY 2023 Change	
13-10	Part-time	15,049	21,319	12,134	24,411	-	(24,411)	-100.00%
14-10	Standard Overtime	2,780	3,020	1,714	3,000	-	(3,000)	-100.00%
15-10	Longevity	1,523	2,100	1,001	1,725	1,309	(416)	-24.13%
15-30	Other Pays	278	8	353	540	225	(315)	-58.33%
21-00	FICA Taxes	11,418	11,535	11,940	12,573	16,742	4,169	33.16%
22-10	Defined Benefit Plan	29,374	28,273	27,572	33,627	52,349	18,722	55.67%
22-20	401-a Plan	0	0	0	0	628	628	#DIV/0!
23-00	Life & Health Insurance	26,236	28,751	28,707	31,956	58,020	26,064	81.56%
24-10	Workers' Compensation	336	218	185	277	381	104	37.37%
	<i>Subtotal</i>	209,284	215,983	225,407	250,305	348,508	98,203	39.23%
<b>Operating</b>						-	-	
571.31-50	Internal IT Support	78,729	101,426	101,426	105,347	105,120	(227)	-0.22%
571.34-50	Other Contractual Service	2,928	4,153	4,034	2,500	2,500	-	0.00%
571.40-10	Training/Registration					-	-	#DIV/0!
571.40-20	Lodging/Transportation					-	-	#DIV/0!
571.41-30	Postage & Freight	85	0	0	100	100	-	0.00%
571.43-10	Water	1,258	1,300	1,259	1,250	1,250	-	0.00%
571.43-20	Sewer	518	480	667	475	475	-	0.00%
571.43-30	Electricity	10,451	13,000	9,134	12,000	12,000	-	0.00%
571.43-40	Refuse/Waste Disposal	1,387	1,200	1,387	1,270	1,270	-	0.00%
571.45-10	Property/Liability	29,851	34,329	34,329	29,418	33,831	4,413	15.00%
571.46-10	Buildings	4,448	6,656	6,426	2,000	2,000	-	0.00%
571.46-21	Equipment-General	318	1,632	1,620	1,500	1,500	-	0.00%
571.47-00	Printing & Binding	3,158	562	562	2,000	2,000	-	0.00%
571.48-00	Promotional Activities	11,800	30	30	13,380	13,380	-	0.00%
571.51-10	Office Supplies	2,354	2,500	2,500	1,500	1,500	-	0.00%
571.52-20	Small Tools & Equipment	758	1,500	1,474	1,500	1,500	-	0.00%
571.52-90	Other	2,639	6,517	6,510	3,500	3,500	-	0.00%
571.54-00	Books, Publ, Subsc & Memb	14,432	20,000	19,816	15,000	15,000	-	0.00%
571.54-90	Library Materials	29,092	46,100	41,431	40,000	40,000	-	0.00%
	<i>Subtotal</i>	194,205	241,385	232,605	232,740	236,926	4,186	1.80%
	Department Total	403,489	457,368	458,012	483,045	585,433	102,388	21.20%
						0.00	-	
<b>8061 - LS: Community Programs</b>								
<b>Salaries and Benefits</b>								
12-10	Regular	223,713	237,712	236,074	259,327	276,988	17,661	6.81%
13-10	Part-time	43,821	61,458	28,372	61,459	47,710	(13,749)	-22.37%
15-10	Longevity	1,005	2,925	416	525	1,789	1,264	240.71%
15-30	Other Pays	834	85	449	1,080	675	(405)	-37.50%
21-00	FICA Taxes	20,970	23,784	16,485	20,807	24,839	4,032	19.38%
22-10	Defined Benefit Plan	20,470	54,299	53,410	60,691	63,489	2,798	4.61%
	Defined Contribution Plan					1,884	1,884	#DIV/0!
23-00	Life & Health Insurance	36,839	44,641	44,385	50,850	66,849	15,999	31.46%
24-10	Workers' Compensation	10,806	7,121	6,373	9,098	11,872	2,774	30.49%
	<i>Subtotal</i>	358,457	432,025	385,966	463,837	496,095	32,258	6.95%
<b>Operating</b>						-	-	
572.31-50	Internal IT Support	71,437	89,144	89,144	64,004	67,855	3,851	6.02%
572.34-50	Other Contractual Services	779	5,000	0	11,000	11,000	-	0.00%
572.40-10	Training/Registration	540	100	325	500	500	-	0.00%
572.40-30	Travel & Training / Other	0	0	0	0	500	500	#DIV/0!
572.41-30	Postage & Freight	906	1,000	332	1,000	1,000	-	0.00%
572.43-10	Water	8,824	20,000	11,950	17,900	13,000	(4,900)	-27.37%
572.43-20	Sewer	3,697	4,330	4,577	3,600	4,000	400	11.11%
572.43-30	Electricity	31,373	39,500	34,819	36,500	35,050	(1,450)	-3.97%
572.43-40	Refuse/Waste Disposal	5,053	4,380	5,053	4,380	4,380	-	0.00%
572.44-20	Operating/Capital Leasing	0	700	400	700	700	-	0.00%
572.45-10	Property/Liability	19,710	22,667	22,667	22,667	26,067	3,400	15.00%

City of Lake Worth Beach  
FY 2023 Budget  
001 General Fund

draft

Account Code	Account Name	FY 2020 Actual	FY 2021 Budget	FY 2021 Actual	FY 2022 Budget	FY 2023 Revised Budget	FY 2022 to FY 2023 Change	
572.46-21	Equipment-General	10,511	15,900	10,986	10,000	10,000	-	0.00%
572.46-22	Equipment-Garage	10,794	14,700	10,794	19,600	21,560	1,960	10.00%
572.46-26	Heavy Equipment	544	2,000	146	2,000	500	(1,500)	-75.00%
572.47-00	Printing & Binding	5,156	1,500	0	1,500	1,500	-	0.00%
572.48-00	Promotional Activities	6,150	10,000	2,685	10,000	10,000	-	0.00%
572.51-10	Office Supplies	103	500	355	500	500	-	0.00%
572.52-10	Gas, Lubricants & Oil	439	1,500	484	1,500	500	(1,000)	-66.67%
572.52-25	Recreation Programs	41,503	85,300	74,791	69,000	69,000	-	0.00%
572.52-40	Uniforms	188	500	386	500	500	-	0.00%
	<i>Subtotal</i>	217,708	318,721	269,893	276,851	278,112	1,261	0.46%
	Department Total	576,165	750,746	655,859	740,688	774,208	33,520	4.53%
						(0.00)	-	
<b>8062 - LS: Facilities</b>								
<b>Salaries and Benefits</b>								
12-10	Regular	143,415	157,864	124,934	176,278	189,604	13,326	7.56%
13-10	Part-time	0	0	0	0	-	-	#DIV/0!
14-10	Standard Overtime	7,492	8,000	7,749	8,000	8,000	-	0.00%
15-10	Longevity	983	1,200	390	0	855	855	#DIV/0!
15-30	Other Pays	556	189	300	1,080	450	(630)	-58.33%
21-00	FICA Taxes	11,482	12,764	9,837	13,141	15,117	1,976	15.03%
22-10	Defined Benefit Plan	24,015	36,673	36,074	41,276	43,545	2,269	5.50%
22-20	401-a Plan	0	0	0	0	1,256	1,256	#DIV/0!
23-00	Life & Health Insurance	36,908	44,738	44,564	57,116	54,781	(2,335)	-4.09%
24-10	Workers' Compensation	5,480	3,528	2,853	5,273	6,806	1,533	29.06%
	<i>Subtotal</i>	230,332	264,956	226,700	302,164	320,413	18,249	6.04%
<b>Operating</b>								
572.34-50	Other Contractual Services	272,380	316,200	234,558	312,000	312,000	-	0.00%
572.40-10	Training/Registration	0	540	540	1,500	1,500	-	0.00%
572.41-30	Postage & Freight	1,068	150	130	1,000	1,000	-	0.00%
572.43-10	Water	8,824	20,000	11,950	14,300	12,000	(2,300)	-16.08%
572.43-20	Sewer	3,696	4,200	4,576	3,600	5,000	1,400	38.89%
572.43-30	Electricity	31,372	40,400	34,818	36,700	36,000	(700)	-1.91%
572.43-40	Refuse/Waste Disposal	5,052	4,380	5,052	4,370	5,100	730	16.70%
572.45-10	Property/Liability	114,728	131,938	131,938	115,000	132,250	17,250	15.00%
572.46-10	Buildings	34,150	60,910	54,887	28,700	28,700	-	0.00%
572.46-21	Equipment-General	8,883	14,400	12,433	10,000	10,000	-	0.00%
572.46-22	Equipment-Garage	8,794	0	8,794	4,900	5,390	490	10.00%
572.47-00	Printing & Binding	0	750	360	750	750	-	0.00%
572.51-10	Office Supplies	393	500	120	200	200	-	0.00%
572.52-10	Gas, Lubricants & Oil	460	1,000	623	1,000	3,000	2,000	200.00%
572.52-20	Small Tools & Equipment	3,061	2,832	1,450	1,982	1,982	-	0.00%
572.52-30	Chemicals	6,127	3,800	2,432	10,000	8,000	(2,000)	-20.00%
572.52-40	Uniforms	1,260	1,000	1,101	2,200	2,200	-	0.00%
	<i>Subtotal</i>	500,248	603,000	505,762	548,202	565,072	16,870	3.08%
	Department Total	730,580	867,956	732,462	850,366	885,485	35,119	4.13%
						-	-	
<b>8063 - LS: Special Events</b>								
<b>Salaries and Benefits</b>								
12-10	Regular	65,990	66,009	62,820	103,713	134,691	30,978	29.87%
	Longevity					401	401	#DIV/0!
15-30	Other Pays	790	5,425	449	1,620	675	(945)	-58.33%
21-00	FICA Taxes	5,236	5,248	5,009	6,653	10,304	3,651	54.88%
22-10	Defined Benefit Plan	7,982	15,078	14,858	20,896	28,416	7,520	35.99%
	Defined Contribution Plan					1,884	1,884	#DIV/0!

City of Lake Worth Beach  
 FY 2023 Budget  
 001 General Fund

draft

Account Code	Account Name	FY 2020 Actual	FY 2021 Budget	FY 2021 Actual	FY 2022 Budget	FY 2023 Revised Budget	FY 2022 to FY 2023 Change	
23-00	Life & Health Insurance	10,494	14,390	14,372	20,458	24,710	4,252	20.78%
24-10	Workers' Compensation	2,461	3,377	1,506	2,336	3,975	1,639	70.18%
	<i>Subtotal</i>	92,952	109,527	99,014	155,676	205,057	49,381	31.72%
<b>Operating</b>						-	-	
572.31-50	Internal IT Support	13,846	16,913	16,913	20,022	-	(20,022)	-100.00%
572.34-50	Other Contractual Services	22,780	22,500	13,834	40,000	40,000	-	0.00%
572.40-20	Lodging/Transportation	-19	1,600	25	1,600	1,600	-	0.00%
572.44-20	Operating/Capital Leasing	700	700	0	700	700	-	0.00%
572.45-10	Property/Liability	38,998	44,848	44,848	44,848	51,575	6,727	15.00%
572.46-22	Equipment-Garage	4,228	4,500	4,012	4,500	4,950	450	10.00%
572.47-00	Printing & Binding	723	1,000	982	1,000	1,000	-	0.00%
572.48-00	Promotional Activities	76,220	29,850	29,496	399,000	399,000	-	0.00%
572.49-10	Advertising	0	0	0	0	-	-	#DIV/0!
572.51-10	Office Supplies	260	500	452	500	500	-	0.00%
572.52-10	Gas, Lubricants & Oil	0	1,000	1,000	1,000	1,000	-	0.00%
572.52-90	Other	71,776	59,850	59,687	88,650	88,650	-	0.00%
572.54-00	Books, Publ, Subsc & Memb	450	1,200	800	1,200	1,200	-	0.00%
	<i>Subtotal</i>	229,962	184,461	172,049	603,020	590,175	(12,845)	-2.13%
	Department Total	322,914	293,988	271,063	758,696	795,232	36,536	4.82%
						(0.00)	-	
<b>9010- Non Departmental</b>								
<b>Operating</b>								
519.34-50	Other Contractual Services	227,654	237,766	193,368	300,000	200,000	(100,000)	-33.33%
519.43-10	Water	1,162	660	1,026	660	660	-	0.00%
519.43-20	Sewer	821	420	813	420	420	-	0.00%
519.43-30	Electricity	5,837	2,600	6,079	2,600	5,500	2,900	111.54%
519.43-40	Refuse/Waste Disposal	909	720	909	720	1,200	480	66.67%
519.58-70	Bank Charges and Fees	41,747	10,000	31,107	10,000	24,000	14,000	140.00%
519.72-00	Debt Service	27,020	28,099	255,297	233,050	746,409	513,359	220.28%
581.91-50	Transfer to CRA	1,802,170	1,910,300	2,039,648	2,292,706	2,897,547	604,841	26.38%
	Department Total	2,107,320	2,190,565	2,528,249	2,840,156	3,875,736	1,035,580	36.46%
						-	-	
	Total Expenditures	36,156,571	37,765,876	36,979,635	40,323,905	43,366,701	3,042,796	7.55%
						0.00	-	
	Net Revenues	(432,362)	526,156	1,860,466	191	554,052	553,861	289979.53%
						-	-	

City of Lake Worth Beach  
Fiscal Year 2023 Budget  
103 Building Permit

draft

		1.1						
Account Code	Account Name	FY 2020 Actual	FY 2021 Budget	FY 2021 Actual	FY 2022 Budget	FY 2023 Revised Budget	FY 2022 to FY 2023 Change	Percent Change
<b><u>REVENUES</u></b>								
322.10-15	Commercial	485,719	505,000	690,816	550,000	700,000	150,000	27.27%
322.10-20	Residential	697,088	450,000	694,910	500,000	600,000	100,000	20.00%
322.10-90	Other	138,428	160,000	165,922	150,000	150,000	-	0.00%
322.40-00	Education Fee	2,619	2,000	4,068	2,000	2,000	-	0.00%
341.90-81	NSF Fees - Business	171	150	0	150	-	(150)	-100.00%
361.10-10	Investments	56,950	15,000	6,414	15,000	-	(15,000)	-100.00%
395.00-00	Use of Fund Balance	0	1,230,520	0	600,000	800,000	200,000	33.33%
	<b>Total Revenues</b>	<b>1,380,973</b>	<b>2,362,670</b>	<b>1,562,129</b>	<b>1,817,150</b>	<b>2,252,000</b>	<b>434,850</b>	<b>23.93%</b>
<b><u>EXPENDITURES</u></b>								
<b><u>2020- Building Permits</u></b>								
<b>Salaries and Benefits</b>								
12-10	Regular	477,735	804,717	594,720	627,772	973,303	345,531	55.04%
13-10	Part-time	723	0	14,886	70,595	69,896	(699)	-0.99%
14-10	Standard Overtime	79	35,500	15,395	500	10,000	9,500	1900.00%
15-10	Longevity	2,336	825	3,300	2,850	3,915	1,065	37.37%
15-30	Other Pays	1,248	150	252	630	2,363	1,733	275.00%
21-00	FICA Taxes	34,876	54,120	43,079	53,400	80,570	27,170	50.88%
22-10	Defined Benefit Plan	53,493	144,949	144,792	116,350	194,500	78,150	67.17%
22-20	401-a Plan	13,709	14,636	14,636	14,323	19,195	4,872	34.01%
23-00	Life & Health Insurance	97,168	158,199	156,750	145,500	190,444	44,944	30.89%
24-10	Workers' Compensation	7,169	8,398	6,547	9,946	35,017	25,071	252.07%
	<b>Subtotal</b>	<b>688,536</b>	<b>1,221,494</b>	<b>994,356</b>	<b>1,041,866</b>	<b>1,579,202</b>	<b>537,336</b>	<b>51.57%</b>
<b>Operating</b>								
515.31-10	Legal	0	50,000	5,414	50,000	50,000	-	0.00%
515.31-50	Internal IT Support	77,429	73,711	73,711	95,609	106,335	10,726	11.22%
515.31-90	Professional Services Other	0	3,550	593	150,000	150,000	-	0.00%
515.34-50	Other Contractual Services	28,444	276,372	47,093	200,000	200,000	-	0.00%
515.40-10	Training/Registration	837	4,500	2,670	4,500	4,500	-	0.00%
515.40-20	Lodging/Transportation	679	1,200	324	2,500	2,500	-	0.00%
515.40-30	Other	0	0	624	350	350	-	0.00%
515.41-30	Postage & Freight	535	350	231	350	350	-	0.00%
515.43-10	Water	283	275	261	300	300	-	0.00%
515.43-20	Sewer	129	115	128	120	120	-	0.00%
515.43-30	Electricity	3,344	3,200	5,831	3,200	3,200	-	0.00%
515.43-40	Refuse/Waste Disposal	273	265	250	275	275	-	0.00%
515.44-20	Operating/Capital Leasing	413	1,200	379	6,000	6,000	-	0.00%
515.45-10	Property/Liability	1,652	1,735	1,735	1,735	1,995	260	15.00%
515.46-22	Equipment-Garage	29,400	34,300	35,116	29,400	32,340	2,940	10.00%
515.47-00	Printing & Binding	763	2,050	1,162	1,500	1,500	-	0.00%
515.49-10	Advertising	0	350	0	350	350	-	0.00%
515.49-90	Other	0	150	0	150	150	-	0.00%
515.51-10	Office Supplies	1,473	2,855	2,099	1,750	1,750	-	0.00%
515.52-10	Gas, Lubricants & Oil	1,969	3,000	2,509	3,000	3,000	-	0.00%
515.52-20	Small Tools & Equipment	309	500	29	500	500	-	0.00%
515.52-40	Uniforms	908	0	146	2,500	2,500	-	0.00%
515.52-90	Other	8,185	80,450	29,706	35,000	35,000	-	0.00%
515.54-00	Books, Publ, Subsc & Memb	6,839	7,500	1,780	7,500	7,500	-	0.00%
515.64-00	Machinery & Equipment	0	15,000	0	15,000	15,000	-	0.00%
515.64-15	Building Permit	0	5,000	0	5,000	5,000	-	0.00%
515.64-40	Misc. Equipment	31,553	24,400	10,354	25,000	25,000	-	0.00%
	<b>Subtotal</b>	<b>195,416</b>	<b>592,028</b>	<b>222,146</b>	<b>641,589</b>	<b>655,515</b>	<b>13,926</b>	<b>2.17%</b>
	<b>Department Total</b>	<b>883,953</b>	<b>1,813,522</b>	<b>1,216,503</b>	<b>1,683,455</b>	<b>2,234,717</b>	<b>551,262</b>	<b>32.75%</b>
						(0)	-	

City of Lake Worth Beach  
 Fiscal Year 2023 Budget  
 103 Building Permit

draft

		1.1						
Account Code	Account Name	FY 2020 Actual	FY 2021 Budget	FY 2021 Actual	FY 2022 Budget	FY 2023 Revised Budget	FY 2022 to FY 2023 Change	Percent Change
<b><u>9010: Non-Departmental</u></b>								
<b>Operating</b>								
519.58-70	Bank Charges and Fees	13,883	3,000	1,735	3,000	3,000	-	0.00%
581.91-01	to General Fund	38,593	40,892	40,892	40,892	-	(40,892)	-100.00%
	Department Total	52,476	43,892	42,627	43,892	3,000	-40,892	-93.17%
						-	-	
	Total Expenditures	<b>2,704,334</b>	<b>1,857,414</b>	<b>1,259,130</b>	<b>1,727,347</b>	<b>2,237,717</b>	<b>510,370</b>	<b>29.55%</b>
					(0)	(0)	-	
	Net Revenues	<b>(1,323,360)</b>	<b>505,256</b>	<b>302,999</b>	<b>89,803</b>	<b>14,283</b>	<b>(75,520)</b>	<b>-84.10%</b>
						-	0	

City of Lake Worth Beach  
Fiscal Year 2023 Budget  
140 Beach Fund

draft

						125,320		1.1
Account Code	Account Name	FY 2020 Actual	FY 2021 Budget	FY 2021 Actual	FY 2022 Budget	FY 2023 Revised Budget	FY 2022 to FY 2023 Change	Percent Change
<b>REVENUES</b>								
344.50-10	Parking Meters	722,295	964,800	1,079,686	1,277,666	-	(1,277,666)	-100%
344.50-20	Parking Meters-Taxable	932,276	1,244,200	1,388,415	1,551,780	2,615,000.00	1,063,220	68.52%
344.50-30	Parking Permits	54,545	75,000	84,807	77,000	82,000.00	5,000	6.49%
344.50-35	Tenant Employee Parking	17,680	36,000	57,960	49,000	56,000.00	7,000	14.29%
344.50-50	Valet Parking	0	0	0	15,000	-	(15,000)	-100.00%
344.50-51	Pier parking	26,907	28,000	29,294	28,000	28,500.00	500	1.79%
344.50-60	Parking Lot Rentals	17,335	30,000	12,640	15,000	24,000.00	9,000	60.00%
344.50-90	In-Person Service Charge	341	800	0	1,700	1,700.00	-	0.00%
347.30-32	Pavillion Rentals	0	500	391	500	300.00	(200)	-40.00%
347.30-41	Junior LifeGuard Program	1,076	14,500	7,480	14,500	13,000.00	(1,500)	-10.34%
347.30-80	Beach Concession Rentals	89,957	100,000	100,000	105,000	115,000.00	10,000	9.52%
347.30-90	Other	0	10,000	8,943	10,000	-	(10,000)	-100.00%
312.60-00	Discretionary Surtax	0	0	0	0	-	-	#DIV/0!
354.10-00	Parking Fines	366,011	214,600	984,744	253,000	700,000.00	447,000	176.68%
361.10-10	Investments	25,318	13,000	3,075	13,000	-	(13,000)	-100.00%
362.10-00	Leased Properties	352,058	376,916	298,866	377,733	390,954.00	13,221	3.50%
362.10-10	Patio Area	47,353	47,500	43,423	55,802	57,519.00	1,717	3.08%
362.10-20	Common Area Maintenance	108,299	111,822	100,115	94,788	98,106.00	3,318	3.50%
362.10-90	Miscellaneous	4,004	4,270	13,732	4,270	4,270.00	-	0.00%
362.40-00	Lease/Rent Pier	237,560	240,000	200,500	240,000	240,000.00	-	0.00%
362.50-10	Ball Room Rental	59,978	130,000	58,845	50,000	100,000.00	50,000	100.00%
362.50-30	Ocean Terrace Rental	3,523	1,000	2,023	2,500	1,000.00	(1,500)	-60.00%
362.50-31	Ocean Terrace Tax Exempt	0	600	0	600	600.00	-	0.00%
362.50-40	Kitchen Rental	7,493	14,000	6,485	10,000	10,000.00	-	0.00%
362.50-50	Beach Weddings	8,383	0	5,148	5,000	5,000.00	-	0.00%
362.50-60	Misc Item Rental	0	1,000	419	1,000	1,000.00	-	0.00%
		<b>3,082,393</b>	<b>3,658,508</b>	<b>4,486,989</b>	<b>4,252,839</b>	<b>4,543,949</b>	<b>291,110</b>	<b>6.85%</b>
					0	-	-	
<b>EXPENDITURES</b>								
<b>8050- Beach Parking</b>								
<b>Salaries and Benefits</b>								
12-10	Regular	292,795	294,977	305,163	287,663	300,793.79	13,131	4.56%
13-10	Part-time	41,126	45,292	24,766	46,659	46,957.70	299	0.64%
	Longevity					3,742.50	3,743	#DIV/0!
14-10	Standard Overtime	4,877	1,500	7,563	1,500	6,500.00	5,000	333.33%
15-30	Other Pays	556	64	300	1,080	450.00	(630)	-58.33%
21-00	FICA Taxes	25,157	27,265	22,050	25,231	27,100.24	1,869	7.41%
22-10	Defined Benefit Plan	47,541	67,993	66,428	68,041	71,043.69	3,003	4.41%
	Defined Contribution Plan					1,255.88	1,256	#DIV/0!
23-00	Life & Health Insurance	67,669	77,084	76,518	74,757	82,128.06	7,371	9.86%
24-10	Workers' Compensation	12,572	8,367	6,389	8,990	8,742.21	(248)	-2.76%
	<i>Subtotal</i>	492,292	522,542	509,177	513,921	548,714	34,793	6.77%
<b>Operating</b>								
579.31-50	Internal IT Support	11,626	21,343	21,343	36,347	42,367.00	6,020	16.56%
579.31-90	Professional Services Other	1,526	624	382	3,350	5,000.00	1,650	49.25%
579.34-50	Other Contractual Services	88,357	141,257	136,771	145,550	163,375.00	17,825	12.25%
579.40-10	Training/Registration	876	120	0	600	800.00	200	33.33%
579.40-20	Lodging/Transportation	0	0	0	400	500.00	100	25.00%
579.41-30	Postage & Freight	2,095	1,930	1,887	1,900	2,600.00	700	36.84%
579.44-20	Operating/Capital Leasing	3,307	390	390	915	1,800.00	885	96.72%
579.45-10	Property/Liability	5,011	5,763	5,763	5,000	5,750	750	15.00%
579.46-21	Equipment-General	8,901	10,200	10,159	18,000	18,000.00	-	0.00%
579.46-22	Equipment-Garage	26,466	9,800	25,532	14,700	16,170	1,470	10.00%



City of Lake Worth Beach  
Fiscal Year 2023 Budget  
140 Beach Fund

draft

Account Code	Account Name	FY 2020 Actual	FY 2021 Budget	FY 2021 Actual	FY 2022 Budget	FY 2023 Revised Budget	FY 2022 to FY 2023 Change	Percent Change
579.47-00	Printing & Binding	5,926	7,970	7,919	7,000	7,600.00	600	8.57%
579.51-10	Office Supplies	1,729	1,000	998	800	800.00	-	0.00%
579.52-10	Gas, Lubricants & Oil	5,747	4,780	6,705	1,300	1,300.00	-	0.00%
579.52-20	Small Tools & Equipment	2,422	15,093	14,561	10,000	13,200.00	3,200	32.00%
579.52-40	Uniforms	2,087	1,700	1,663	1,800	3,800.00	2,000	111.11%
579.54-00	Books, Publ, Subsc & Memb	100	100	100	100	100.00	-	0.00%
	<i>Subtotal</i>	166,176	222,070	234,173	247,762	283,162	35,400	14.29%
	Department Total	<b>658,468</b>	<b>744,612</b>	<b>743,350</b>	<b>761,683</b>	<b>831,876</b>	<b>70,193</b>	9.22%
						(0)	-	
<b>8055- Casino Building</b>								
<b>Salaries and Benefits</b>								
12-10	Regular	78,704	80,192	97,789	112,209	98,363.82	(13,845)	-12.34%
13-10	Part-time	26,725	46,442	11,139	27,474	23,298.60	(4,175)	-15.20%
14-10	Standard Overtime	574	2,040	1,699	2,040	2,040.00	-	0.00%
15-10	Longevity	679	1,875	904	1,425	1,316.25	(109)	-7.63%
15-30	Other Pays	278	8	150	540	225.00	(315)	-58.33%
21-00	FICA Taxes	7,973	10,067	7,997	9,749	9,463.24	(286)	-2.93%
22-10	Defined Benefit Plan	22,240	18,317	17,876	26,422	22,696.82	(3,725)	-14.10%
	Defined Contribution Plan					627.94	628	#DIV/0!
23-00	Life & Health Insurance	0	51,131	51,023	27,166	19,605.06	(7,561)	-27.83%
24-10	Workers' Compensation	3,583	8,051	2,111	3,386	3,415.24	29	0.86%
	<i>Subtotal</i>	140,755	218,123	190,689	210,411	181,052	-29,359	-13.95%
<b>Operating</b>								
575.31-50	Internal IT Support	10,695	9,578	9,578	16,170	14,746.00	(1,424)	-8.81%
575.31-90	Professional Services Other	3,457	8,447	4,824	0	-	-	#DIV/0!
575.34-50	Other Contractual Services	73,635	43,309	37,328	33,150	33,300.00	150	0.45%
575.41-30	Postage & Freight	58	110	65	500	500.00	-	0.00%
575.43-10	Water	7,794	18,000	8,984	16,750	10,000.00	(6,750)	-40.30%
575.43-20	Sewer	9,823	11,500	11,025	11,200	11,200.00	-	0.00%
575.43-30	Electricity	46,138	48,000	48,771	47,500	47,500.00	-	0.00%
575.43-40	Refuse/Waste Disposal	6,434	3,800	8,313	3,900	8,500.00	4,600	117.95%
575.44-20	Operating/Capital Leasing	0	4,446	4,446	915	1,500.00	585	63.93%
575.45-10	Property/Liability	40,284	46,327	46,327	39,700	45,655	5,955	15.00%
575.46-10	Buildings	51,355	65,000	64,757	53,000	53,000.00	-	0.00%
575.51-10	Office Supplies	578	500	437	500	500.00	-	0.00%
575.52-20	Small Tools & Equipment	133	3,000	2,313	3,000	3,000.00	-	0.00%
575.52-40	Uniforms	1,993	1,643	1,392	2,000	3,500.00	1,500	75.00%
575.52-90	Other	3,642	6,357	6,791	8,000	8,000.00	-	0.00%
	<i>Subtotal</i>	256,019	270,017	255,350	236,285	240,901	4,616	1.95%
	Department Total	<b>396,774</b>	<b>488,140</b>	<b>446,038</b>	<b>446,696</b>	<b>421,953</b>	<b>-24,743</b>	-5.54%
						-	-	
<b>8056- Ballroom</b>								
<b>Salaries and Benefits</b>								
12-10	Regular	31,783	29,995	45,524	51,148	54,189.80	3,042	5.95%
13-10	Part-time	26,725	46,442	12,368	17,474	23,298.60	5,825	33.33%
14-10	Standard Overtime	913	2,550	2,147	2,550	2,550.00	-	0.00%
15-10	Longevity	173	0	364	450	708.75	259	57.50%
15-30	Other Pays	278	8	150	540	225.00	(315)	-58.33%
21-00	FICA Taxes	4,578	6,077	4,278	5,077	6,122.94	1,046	20.60%
22-10	Defined Benefit Plan	0	6,852	6,744	11,750	11,808.88	59	0.50%
22-20	Defined Contribution Plan	0	0	0	0	627.94	628	#DIV/0!
23-00	Life & Health Insurance	0	11,978	11,932	11,885	12,640.99	756	6.36%
24-10	Workers' Compensation	0	4,358	0	1,711	2,160.15	449	26.25%
	<i>Subtotal</i>	64,449	108,260	83,506	102,585	114,333	11,748	11.45%
<b>Operating</b>								
575.31-50	Internal IT Support	10,316	19,269	19,269	24,774	27,783.00	3,009	12.15%

City of Lake Worth Beach  
Fiscal Year 2023 Budget  
140 Beach Fund

draft

Account Code	Account Name	FY 2020 Actual	FY 2021 Budget	FY 2021 Actual	FY 2022 Budget	FY 2023 Revised Budget	FY 2022 to FY 2023 Change	Percent Change
575.31-90	Professional Services Other	1,931	6,230	4,057	3,350	3,350.00	-	0.00%
575.34-50	Other Contractual Services	4,883	6,962	5,996	10,000	10,000.00	-	0.00%
575.41-30	Postage & Freight	25	500	0	500	500.00	-	0.00%
575.43-50	Natural Gas	372	1,500	941	1,500	1,500.00	-	0.00%
575.45-10	Property/Liability	7,376	8,483	8,483	8,483	9,755	1,272	15.00%
575.46-10	Buildings	911	0	1,023	10,500	10,500.00	-	0.00%
575.46-21	Equipment-General	397	1,000	856	5,000	5,000.00	-	0.00%
575.47-00	Printing & Binding	850	0	0	1,000	1,000.00	-	0.00%
575.48-00	Promotional Activities	3,555	4,000	3,556	4,000	4,000.00	-	0.00%
575.51-10	Office Supplies	119	0	0	1,000	1,000.00	-	0.00%
575.54-00	Books, Publ, Subsc & Memb	385	400	0	400	400.00	-	0.00%
	<i>Subtotal</i>	31,121	48,344	44,180	70,507	74,788	4,281	6.07%
	<b>Department Total</b>	<b>95,570</b>	<b>156,604</b>	<b>127,685</b>	<b>173,092</b>	<b>189,121</b>	<b>16,029</b>	<b>9.26%</b>
						(0)	-	
<b>8071- Pool</b>								
<b>Salaries and Benefits</b>								
12-10	Regular	5,543	5,542	5,393	7,958	12,935.56	4,978	62.55%
13-10	Part-time	0	0	0	0	-	-	#DIV/0!
15-10	Longevity	23	0	26	0	33.75	34	#DIV/0!
15-30	Other Pays	278	8	150	315	225.00	(90)	-28.57%
21-00	FICA Taxes	447	441	426	437	989.57	553	126.45%
22-10	Defined Benefit Plan	1,797	1,266	1,236	1,372	1,594.17	222	16.19%
22-20	Defined Contribution Plan	0	0	0	0	627.94	628	#DIV/0!
23-00	Life & Health Insurance	15	8	9	26	577.71	552	2121.97%
24-10	Workers' Compensation	13	166	6	9	21.67	13	140.78%
	<i>Subtotal</i>	8,116	7,431	7,247	10,117	17,005	6,888	68.09%
<b>Operating</b>								
572.43-10	Water	6,608	5,500	5,834	5,800	5,800.00	-	0.00%
572.43-20	Sewer	2,624	1,800	2,746	2,025	2,700.00	675	33.33%
572.43-30	Electricity	3,234	3,500	3,246	3,357	3,500.00	143	4.26%
572.43-40	Refuse/Waste Disposal	477	505	477	480	480.00	-	0.00%
572.45-10	Property/Liability	9,450	10,868	10,868	9,300	10,695.00	1,395	15.00%
	<i>Subtotal</i>	22,393	22,173	23,171	20,962	23,175	2,213	10.56%
	<b>Department Total</b>	<b>30,508</b>	<b>29,604</b>	<b>30,418</b>	<b>31,079</b>	<b>40,180</b>	<b>9,101</b>	<b>29.28%</b>
						-	-	
<b>8072- Beach</b>								
<b>Salaries and Benefits</b>								
12-10	Regular	437,247	457,010	508,628	528,917	569,891.34	40,974	7.75%
13-10	Part-time	131,827	217,364	58,554	222,584	141,707.40	(80,877)	-36.34%
15-10	Longevity	1,095	2,625	1,815	450	5,017.50	4,568	1015.00%
15-30	Other Pays	556	17	300	1,080	450.00	(630)	-58.33%
21-00	FICA Taxes	44,956	54,040	39,999	58,960	54,437.30	(4,523)	-7.67%
22-10	Defined Benefit Plan	63,519	105,618	103,429	151,000	137,370.42	(13,630)	-9.03%
22-20	Defined Contribution Plan	0	0	0	0	1,255.88	1,256	#DIV/0!
23-00	Life & Health Insurance	87,663	90,825	90,120	105,472	162,166.00	56,694	53.75%
24-10	Workers' Compensation	26,093	16,474	14,430	23,997	27,844.12	3,847	16.03%
	<i>Subtotal</i>	792,955	943,973	817,274	1,092,460	1,100,140	7,680	0.70%
<b>Operating</b>								
572.31-50	Internal IT Support	16,445	24,642	24,642	24,796	26,472.00	1,676	6.76%
572.31-90	Professional Services Other	2,492	2,936	1,748	1,675	1,675.00	-	0.00%
572.34-50	Other Contractual Services	13,515	19,680	19,015	19,765	19,765.00	-	0.00%
572.40-10	Training/Registration	604	400	375	650	650.00	-	0.00%
572.41-30	Postage & Freight	425	299	72	300	300.00	-	0.00%
572.45-10	Property/Liability	15,314	17,612	17,612	17,612	20,254	2,642	15.00%
572.46-10	Buildings	2,500	1,800	1,760	2,000	2,000.00	-	0.00%
572.46-21	Equipment-General	312	1,000	945	600	320.00	(280)	-46.67%

City of Lake Worth Beach  
Fiscal Year 2023 Budget  
140 Beach Fund

draft

Account Code	Account Name	FY 2020 Actual	FY 2021 Budget	FY 2021 Actual	FY 2022 Budget	FY 2023 Revised Budget	FY 2022 to FY 2023 Change	Percent Change
572.46-22	Equipment-Garage	19,550	6,900	20,700	0	-	-	#DIV/0!
572.47-00	Printing & Binding	95	300	294	300	300.00	-	0.00%
572.51-10	Office Supplies	545	1,000	936	550	650.00	100	18.18%
572.52-10	Gas, Lubricants & Oil	972	2,000	1,876	2,000	2,000.00	-	0.00%
572.52-40	Uniforms	4,813	6,000	4,853	6,000	6,000.00	-	0.00%
572.52-90	Other	7,822	13,555	13,449	8,950	7,500.00	(1,450)	-16.20%
572.54-00	Books, Publ, Subsc & Memb	568	150	150	450	175.00	(275)	-61.11%
572.64-00	Machinery & Equipment	0	0	0	0	-	-	#DIV/0!
	<i>Subtotal</i>	85,972	98,274	108,428	85,648	88,061	2,413	2.82%
	Department Total	878,927	1,042,247	925,702	1,178,108	1,188,201	10,093	0.86%
						0	-	
<b>8074- Beach Park</b>								
<b>Salaries and Benefits</b>								
12-10	Regular	104,518	120,026	136,746	148,615	139,335.17	(9,280)	-6.24%
13-10	Part-time	26,716	46,442	11,955	17,474	23,298.60	5,825	33.33%
14-10	Standard Overtime	959	1,900	3,239	1,900	3,000.00	1,100	57.89%
15-10	Longevity	701	0	930	1,425	1,650.00	225	15.79%
15-30	Other Pays	512	17	300	1,080	450.00	(630)	-58.33%
21-00	FICA Taxes	10,114	13,234	11,046	12,362	12,670.98	309	2.50%
22-10	Defined Benefit Plan	26,722	27,417	26,823	34,629	31,247.63	(3,381)	-9.76%
22-20	Defined Contribution Plan	0	0	0	0	1,255.88	1,256	#DIV/0!
23-00	Life & Health Insurance	14,419	25,739	25,670	25,996	26,501.30	505	1.94%
24-10	Workers' Compensation	5,156	3,788	3,362	5,261	5,171.87	(89)	-1.69%
	<i>Subtotal</i>	189,817	238,563	220,071	248,742	244,581	-4,161	-1.67%
<b>Operating</b>								
575.31-90	Professional Services Other	2,893	9,791	6,516	5,025	5,500.00	475	9.45%
575.34-50	Other Contractual Services	278,935	294,000	290,275	290,726	290,726.00	-	0.00%
575.43-10	Water	198,067	245,000	134,275	231,000	120,000.00	(111,000)	-48.05%
575.43-20	Sewer	1,720	3,000	3,070	2,450	2,450.00	-	0.00%
575.43-30	Electricity	11,281	13,000	11,242	11,550	11,550.00	-	0.00%
575.43-40	Refuse/Waste Disposal	16,232	15,000	17,049	14,200	17,048.64	2,849	20.06%
575.46-70	Structures & Improvements	22,653	35,000	30,723	35,000	35,000.00	-	0.00%
575.52-40	Uniforms	141	2,050	1,822	2,200	2,500.00	300	13.64%
575.52-90	Other	29,861	21,094	19,948	53,500	53,500.00	-	0.00%
	<i>Subtotal</i>	561,783	637,935	514,919	645,651	538,275	-107,376	-16.63%
	Department Total	751,600	876,498	734,990	894,393	782,856	-111,537	-12.47%
						-	-	
<b>8075- Pier</b>								
<b>Operating</b>								
579.45-10	Property/Liability	31,148	32,705	32,705	32,700	37,605.00	4,905	15.00%
579.46-65	Pier Maintenance	39,671	64,175	43,830	25,000	25,000.00	-	0.00%
579.63-63	Improve Other than Build	0	0	0	50,000	50,000.00	-	0.00%
	Department Total	70,818	96,880	76,535	107,700	112,605	4,905	4.55%
						-	-	
<b>9010: Non-Departmental</b>								
<b>Operating</b>								
579.58-70	Bank Charges and Fees	75,114	85,000	116,669	85,000	85,000.00	-	0.00%
	Indirect Charge Backs					156,124.72	156,125	#DIV/0!
579.71-20	Debt	0	0	0	238,236	510,712.00	272,476	114.37%
581.91-80	Transfer to Capital Pro	0	0	230,000	100,000	100,000.00	-	0.00%
	Department Total	75,114	85,000	346,669	423,236	851,837	428,601	101.27%
						-	-	
	<b>Total Expenses</b>	<b>2,957,779</b>	<b>3,519,585</b>	<b>3,431,388</b>	<b>4,015,987</b>	<b>4,418,629</b>	<b>402,642</b>	<b>10.03%</b>
					2	-	-	
	<b>Net Revenues</b>	<b>124,614</b>	<b>138,923</b>	<b>1,055,601</b>	<b>236,852</b>	<b>125,320</b>	<b>(111,532)</b>	<b>-47.09%</b>

City of Lake Worth Beach  
 Fiscal Year 2023 Budget  
 140 Beach Fund

draft

Account Code	Account Name	FY 2020 Actual	FY 2021 Budget	FY 2021 Actual	FY 2022 Budget	FY 2023 Revised Budget	FY 2022 to FY 2023 Change	Percent Change
						-	0	

City of Lake Worth Beach  
Fiscal Year 2023 Budget  
160 Code Remediation

draft

		36,000						
GL No.	Account Name	FY 2020 Actual	FY 2021 Budget	FY 2021 Actual	FY 2022 Budget	FY 2023 Revised Budget	FY 2022 to FY 2023 Change	Percent Change
<b><u>REVENUES</u></b>								
361.10-10	Investments	6,066	3,000	578	3,000	3,000	-	0%
361.10-40	Assessments	0	1,000	7,303	1,000	1,000	-	0%
369.90-10	Boarding Income	10,705	20,000	31,990	20,000	30,000	10,000	50%
369.90-20	Lot Clearing Income	39,765	15,000	48,959	15,000	50,000	35,000	233%
369.90-26	Demolition Income	0	25,000	0	25,000	25,000	-	0%
369.90-29	Chronic Nuisance	0	100,000	0	100,000	10,000	(90,000)	-90%
369.90-31	Private Collections	0	200,000	55,290	200,000	75,000	(125,000)	-63%
	Sale of Property					50,000	50,000	#DIV/0!
	<b>Total Revenues</b>	<b>56,536</b>	<b>364,000</b>	<b>144,121</b>	<b>364,000</b>	<b>244,000</b>	<b>-120,000</b>	<b>-33%</b>
					0	-	-	
<b><u>EXPENDITURES</u></b>								
515.31-10	Legal	95,530	120,000	61,803	120,000	80,000	(40,000)	-33%
515.31-85	Foreclosure Expense	5,000	25,000	589	25,000	10,000	(15,000)	-60%
515.31-86	Boardups	17,770	27,065	5,620	30,000	20,000	(10,000)	-33%
515.31-87	Lot Clearing	39,404	31,200	30,970	40,000	40,000	-	0%
515.31-88	Demolition	22,202	33,260	0	45,000	25,000	(20,000)	-44%
515.34-50	Other Contractual Services	13,009	25,000	13,157	25,000	15,000	(10,000)	-40%
515.34-60	Commissions	268	20,000	2,663	20,000	10,000	(10,000)	-50%
515.41-30	Postage & Freight	0	500	0	500	500	-	0%
	Property/Liability					5,000	5,000	#DIV/0!
515.49-10	Advertising	571	7,500	0	7,500	2,500	(5,000)	-67%
	<b>Department Total</b>	<b>193,754</b>	<b>289,525</b>	<b>114,801</b>	<b>313,000</b>	<b>208,000</b>	<b>(105,000)</b>	<b>-34%</b>
						-	-	
	<b>Total Expenses</b>	<b>193,754</b>	<b>289,525</b>	<b>114,801</b>	<b>313,000</b>	<b>208,000</b>	<b>-105,000</b>	<b>-34%</b>
					-	-	-	
	<b>Net Revenues</b>	<b>(137,219)</b>	<b>74,475</b>	<b>29,320</b>	<b>51,000</b>	<b>36,000</b>	<b>(15,000)</b>	<b>-29%</b>
						-	-	

City of Lake Worth Beach  
Fiscal Year 2023 Budget  
401 Electric

draft

					2,575,107	1.10	
G/L No.	Account Name	FY 2020 Actual	FY 2021 Budget	FY 2022 Budget	FY 2023 Revised Budget	FY 2022 to FY 2023 Change	Percent Change
<b><u>REVENUES</u></b>							
341.90-80	NSF and Bank Charges	32,390	15,000	35,000	35,000	-	0.00%
341.90-90	Miscellaneous	203,672	253,400	255,590	224,090	(31,500)	-12.32%
343.10-10	Fuel Surcharge/PCA - Residential	9,746,950	10,245,086	9,837,626	20,426,852	10,589,226	107.64%
343.10-20	Electric Sales - Base Energy Res	22,133,762	22,945,811	22,618,028	23,450,000	831,972	3.68%
343.10-21	Capacity/sb Gas South	699,383	5,037,024	5,061,617	3,129,541	(1,932,076)	-38.17%
343.11-10	Fuel Surcharge/PCA - Commercial	5,459,719	5,941,139	6,039,815	7,400,021	1,360,206	22.52%
343.11-20	Electric Sales - Base Energy Comm	8,152,100	9,001,499	9,042,454	10,850,000	1,807,546	19.99%
	PCA Gross Adjustment				-	-	#DIV/0!
343.11-21	Capacity	1,545,798	1,661,759	1,587,989	-	(1,587,989)	-100.00%
343.11-30	Demand Sales	4,003,649	4,211,152	4,284,163	3,990,000	(294,163)	-6.87%
343.12-10	Street Lighting	345,994	355,000	355,000	355,000	-	0.00%
343.15-10	Service Charge	382,899	670,000	670,000	670,000	-	0.00%
343.15-20	Penalties/Late Fees	169,006	520,000	520,000	520,000	-	0.00%
343.15-40	Private Area Lighting	262,112	250,000	250,000	250,000	-	0.00%
354.30-00	Tampering Fines	5,893	15,000	15,000	15,000	-	0.00%
361.10-10	Investments	211,370	253,845	253,845	253,845	-	0.00%
369.90-60	FDOT-Reimbursement	178,312	180,000	192,260	194,844	2,584	1.34%
369.90-90	Other	258,936	30,000	30,000	30,000	-	0.00%
369.90-93	CAIC	144,377	0	160,000	160,000	-	0.00%
382.15-00	Water	381,310	381,310	381,310	381,310	-	0.00%
382.30-00	Refuse	32,770	32,770	32,770	32,770	-	0.00%
382.60-00	Local Sewer	300,000	300,000	300,000	300,000	-	0.00%
	<b>Total Revenues</b>	<b>54,650,402</b>	<b>62,299,795</b>	<b>61,922,467</b>	<b>72,668,273</b>	<b>10,745,806</b>	<b>17.35%</b>
<b><u>EXPENDITURES</u></b>							
<b><u>1240- EU; Customer Service</u></b>							
<b>Salaries and Benefits</b>							
12-10	Regular	396,568	434,714	504,837	620,200	115,363	22.85%
13-10	Part-time	70,063	72,350	37,262	-	(37,262)	-100.00%
14-10	Standard Overtime	40,350	38,000	39,140	39,140	-	0.00%
15-10	Longevity	2,646	3,825	2,775	2,625	(150)	-5.41%
21-00	FICA Taxes	38,410	40,312	41,471	50,440	8,969	21.63%
22-10	Defined Benefit Plan	81,786	115,825	130,260	152,866	22,606	17.35%
23-00	Life & Health Insurance	79,389	92,179	88,869	135,661	46,792	52.65%
24-10	Workers' Compensation	1,190	776	895	1,054	159	17.80%
	<i>Subtotal</i>	710,403	797,981	845,509	1,001,986	156,477	18.51%
<b>Operating</b>							
513.31-50	Internal IT Support	238,073	208,540	232,925	252,657	19,732	8.47%
513.34-50	Other Contractual Services	898,829	935,860	978,626	1,126,238	147,612	15.08%
513.40-10	Training/Registration	542	3,930	2,500	2,500	-	0.00%
513.41-30	Postage & Freight	28,530	29,320	30,000	30,000	-	0.00%
513.43-10	Water	13,583	15,403	15,000	15,000	-	0.00%
513.43-20	Sewer	9,218	15,236	9,000	15,000	6,000	66.67%
513.43-30	Electricity	9,681	9,100	10,100	9,000	(1,100)	-10.89%
513.43-40	Refuse/Waste Disposal	2,325	2,340	2,340	2,340	-	0.00%
513.44-20	Operating/Capital Leasing	4,254	8,172	8,200	8,200	-	0.00%
513.45-10	Property/Liability	42,509	48,885	50,352	57,905	7,553	15.00%
513.46-90	Other	230	25,165	2,500	2,500	-	0.00%
513.47-00	Printing & Binding	8,189	7,492	8,000	8,000	-	0.00%
513.48-00	Promotional Activities	34,460	8,425	15,000	15,000	-	0.00%
513.49-25	Collection Fees	16,903	20,700	20,000	20,000	-	0.00%
513.51-10	Office Supplies	20,811	20,231	18,000	18,000	-	0.00%
513.52-20	Small Tools & Equipment	0	97	600	600	-	0.00%

City of Lake Worth Beach  
Fiscal Year 2023 Budget  
401 Electric

draft

G/L No.	Account Name	FY 2020 Actual	FY 2021 Budget	FY 2022 Budget	FY 2023 Revised Budget	FY 2022 to FY 2023 Change	Percent Change
513.52-40	Uniforms	0	0	1,250	1,250	-	0.00%
513.52-90	Other	363	875	600	600	-	0.00%
513.56-20	Equipment-Technology	22,339	41,844	10,000	10,000	-	0.00%
	<i>Subtotal</i>	1,350,839	1,401,615	1,414,993	1,594,790	179,797	12.71%
	<b>Department Total</b>	<b>2,061,242</b>	<b>2,199,596</b>	<b>2,260,502</b>	<b>2,596,776</b>	<b>336,274</b>	<b>14.88%</b>
					0	-	
<b>6010- EU; Administration</b>							
<b>Salaries and Benefits</b>							
12-10	Regular	670,029	776,208	588,824	499,209	(89,615)	-15.22%
14-10	Standard Overtime	2,499	4,000	4,120	4,120	-	0.00%
15-10	Longevity	2,843	2,925	1,500	2,355	855	57.00%
15-30	Other Pays	9,468	5,539	9,180	7,560	(1,620)	-17.65%
21-00	FICA Taxes	49,891	61,709	43,934	35,900	(8,034)	-18.29%
22-10	Defined Benefit Plan	110,728	133,899	80,153	69,219	(10,934)	-13.64%
22-20	Defined Contribution Plan	19,345	19,002	19,572	21,838	2,266	11.58%
23-00	Life & Health Insurance	85,652	127,337	100,184	73,560	(26,624)	-26.58%
24-10	Workers' Compensation	4,212	3,002	911	895	(16)	-1.70%
	<i>Subtotal</i>	954,668	1,133,621	848,378	714,656	-133,722	-15.76%
	<b>Operating</b>				-	-	
531.31-10	Legal	63,703	58,900	100,000	100,000	-	0.00%
531.31-50	Internal IT Support	75,509	88,741	93,595	104,166	10,571	11.29%
531.31-90	Professional Services Other	219,292	354,078	404,160	413,760	9,600	2.38%
531.32-00	Accounting & Auditing	17,421	26,579	24,000	24,000	-	0.00%
531.34-50	Other Contractual Services	117,038	42,800	56,600	56,600	-	0.00%
531.40-10	Training/Registration	1,742	7,500	7,500	7,500	-	0.00%
531.40-20	Lodging/Transportation	384	5,000	5,000	5,000	-	0.00%
531.41-30	Postage & Freight	121	1,500	1,500	1,500	-	0.00%
531.43-10	Water	452	450	450	450	-	0.00%
531.43-20	Sewer	205	190	190	200	10	5.26%
531.43-30	Electricity	5,338	5,100	5,100	7,500	2,400	47.06%
531.43-40	Refuse/Waste Disposal	436	1,019	1,019	750	(269)	-26.40%
531.44-20	Operating/Capital Leasing	8,508	10,500	9,100	8,500	(600)	-6.59%
531.45-10	Property/Liability	44,248	50,885	52,412	60,274	7,862	15.00%
531.46-10	Buildings	25,014	35,000	38,000	38,000	-	0.00%
531.46-21	Equipment-General	0	4,000	4,000	4,000	-	0.00%
531.46-22	Equipment-Garage	63,354	9,800	4,900	-	(4,900)	-100.00%
531.47-00	Printing & Binding	1,109	6,000	6,000	6,000	-	0.00%
531.48-00	Promotional Activities	2,430	6,000	11,000	11,000	-	0.00%
531.49-10	Advertising	0	2,000	2,000	2,000	-	0.00%
531.49-90	Other	8,354	10,000	10,000	10,000	-	0.00%
531.51-10	Office Supplies	3,628	10,000	10,000	10,000	-	0.00%
531.52-55	Safety Compliance	26,459	25,000	25,000	25,000	-	0.00%
531.52-65	Computer Software	0	5,000	5,000	5,000	-	0.00%
531.54-00	Books, Pub, Subsc, & Memb	44,413	60,650	55,000	55,000	-	0.00%
	<i>Subtotal</i>	729,159	826,692	931,526	956,200	24,674	2.65%
	<b>Department Total</b>	<b>1,683,827</b>	<b>1,960,313</b>	<b>1,779,904</b>	<b>1,670,856</b>	<b>-109,048</b>	<b>-6.13%</b>
					0	-	
<b>6020- EU; Engineering</b>							
<b>Salaries and Benefits</b>							
12-10	Regular	755,999	1,018,955	937,351	999,130	61,779	6.59%
13-10	Part-time	12,925	0	0	31,075	31,075	#DIV/0!
14-10	Standard Overtime	1,613	4,000	4,120	4,000	(120)	-2.91%
15-10	Longevity	1,725	1,725	0	2,775	2,775	#DIV/0!
15-30	Other Pays	1,000	0	900	4,500	3,600	400.00%
21-00	FICA Taxes	58,076	81,007	75,581	79,117	3,536	4.68%
22-10	Defined Benefit Plan	87,590	232,753	187,599	238,343	50,744	27.05%
22-20	401-a Plan	0	0	0	-	-	#DIV/0!
23-00	Life & Health Insurance	78,154	132,790	129,923	145,573	15,650	12.05%

City of Lake Worth Beach  
Fiscal Year 2023 Budget  
401 Electric

draft

G/L No.	Account Name	FY 2020 Actual	FY 2021 Budget	FY 2022 Budget	FY 2023 Revised Budget	FY 2022 to FY 2023 Change	Percent Change
24-10	Workers' Compensation	18,058	14,880	13,189	20,485	7,296	55.32%
	<i>Subtotal</i>	1,015,141	1,486,110	1,348,663	1,524,997	176,334	13.07%
<b>Operating</b>					-	-	
531.31-50	Internal IT Support	52,728	65,298	64,813	71,742	6,929	10.69%
531.31-90	Professional Services Other	19,417	0	10,000	10,000	-	0.00%
531.34-50	Other Contractual Services	116,200	163,000	265,000	90,000	(175,000)	-66.04%
531.40-10	Training/Registration	2,820	3,860	12,000	15,000	3,000	25.00%
531.40-20	Lodging/Transportation	3,072	0	4,000	4,000	-	0.00%
531.41-30	Postage & Freight	856	1,000	1,000	1,000	-	0.00%
531.43-10	Water	119	115	115	115	-	0.00%
531.43-20	Sewer	54	50	50	50	-	0.00%
531.43-30	Electricity	1,406	1,300	1,300	1,300	-	0.00%
531.43-40	Refuse/Waste Disposal	115	110	110	110	-	0.00%
531.45-10	Property/Liability	2,753	3,167	3,262	3,751	489	15.00%
531.46-21	Equipment-General	0	500	500	500	-	0.00%
531.46-22	Equipment-Garage	28,500	28,500	26,500	29,150	2,650	10.00%
531.52-10	Gas, Lubricants & Oil	1,525	500	3,600	3,600	-	0.00%
531.52-20	Small Tools & Equipment	1,592	5,000	5,000	5,000	-	0.00%
531.54-00	Books, Pub, Subsc, & Memb	99	1,000	1,000	1,000	-	0.00%
531.56-20	Equipment-Technology	78,621	172,500	169,500	170,000	500	0.29%
	<i>Subtotal</i>	309,877	445,900	567,750	406,318	-161,432	-28.43%
	Department Total	1,325,019	1,932,010	1,916,413	1,931,316	14,903	0.78%
					0	-	
<b>6030- EU; Warehouse</b>							
<b>Salaries and Benefits</b>							
12-10	Regular	5,224	0	134,576	142,223	7,647	5.68%
14-10	Standard Overtime	319	0	0	3,000	3,000	#DIV/0!
	Longevity				270	270	#DIV/0!
21-00	FICA Taxes	403	0	10,295	11,110	815	7.91%
22-10	Defined Benefit Plan	0	0	32,337	35,055	2,718	8.41%
23-00	Life & Health Insurance	0	0	23,632	26,054	2,422	10.25%
24-10	Workers' Compensation	0	0	2,273	2,475	202	8.87%
	<i>Subtotal</i>	5,946	0	203,113	220,186	17,073	8.41%
<b>Operating</b>					-	-	
531.34-50	Other Contractual Services	0	0	6,000	6,000	-	0.00%
531.40-10	Training/Registration	0	3,000	7,500	7,500	-	0.00%
531.41-30	Postage & Freight	0	7,500	3,500	3,500	-	0.00%
531.44-20	Operating/Capital Leasing	0	0	8,500	-	(8,500)	-100.00%
531.46-21	Equipment-General	0	32,500	67,500	67,500	-	0.00%
531.46-22	Equipment-Garage	0	0	6,900	7,590	690	10.00%
531.46-91	Warehouse Issues Supplies	0	5,000	5,000	15,000	10,000	200.00%
531.47-00	Printing & Binding	0	1,000	1,000	1,000	-	0.00%
531.49-90	Other	0	250	250	250	-	0.00%
531.51-10	Office Supplies	0	0	2,000	2,000	-	0.00%
531.52-20	Small Tools & Equipment	0	35,000	25,000	25,000	-	0.00%
531.52-90	Other	0	28,000	13,500	13,500	-	0.00%
531.54-00	Books, Pub, Subsc, & Memb	0	150	2,400	2,400	-	0.00%
	<i>Subtotal</i>	0	112,400	149,050	151,240	2,190	1.47%
	Department Total	5,946	112,400	352,163	371,426	19,263	5.47%
					(0)	-	
<b>6031- EU; Power Generation</b>							
<b>Salaries and Benefits</b>							
12-10	Regular	819,842	921,789	956,067	988,141	32,074	3.35%
14-10	Standard Overtime	73,677	125,000	128,750	128,750	-	0.00%
15-10	Longevity	9,111	9,150	1,125	5,325	4,200	373.33%
15-30	Other Pays	6,501	5,270	4,500	4,500	-	0.00%
21-00	FICA Taxes	67,654	73,282	73,139	85,442	12,303	16.82%



City of Lake Worth Beach  
Fiscal Year 2023 Budget  
401 Electric

draft

G/L No.	Account Name	FY 2020 Actual	FY 2021 Budget	FY 2022 Budget	FY 2023 Revised Budget	FY 2022 to FY 2023 Change	Percent Change
22-10	Defined Benefit Plan	216,390	183,177	200,063	243,555	43,492	21.74%
22-20	401-a Plan	10,250	11,987	12,347	-	(12,347)	-100.00%
23-00	Life & Health Insurance	147,618	171,075	170,348	188,281	17,933	10.53%
24-10	Workers' Compensation	17,865	12,919	15,147	16,128	981	6.48%
	<i>Subtotal</i>	1,368,908	1,513,649	1,561,486	1,660,123	98,637	6.32%
<b>Operating</b>					-	-	
531.31-50	Internal IT Support	33,304	49,924	81,490	91,771	10,281	12.62%
531.31-70	Environmental Compl	63,893	71,330	93,330	93,330	-	0.00%
531.31-90	Professional Services Other	10,438	8,000	8,000	8,000	-	0.00%
531.34-20	Purchase Power OUC	0	8,051,368	9,815,125	16,256,934	6,441,809	65.63%
531.34-22	F.P&L Transmission Cost	0	2,499,945	2,114,309	2,749,752	635,443	30.05%
531.34-23	Purchase Power Stanton	0	2,478,288	2,428,222	2,485,694	57,472	2.37%
531.34-25	Purchase Power St. Lucie Nuclear	0	11,935,429	10,734,240	9,330,383	(1,403,857)	-13.08%
531.34-27	FPU - Gas Distribution	0	510,000	467,942	462,369	(5,573)	-1.19%
531.34-29	Gas South	0	4,778,784	4,731,745	2,812,747	(1,918,998)	-40.56%
531.34-30	Pur Power - FMPA Solar I	0	0	0	269,480	269,480	#DIV/0!
531.34-31	Pur Power - FMPA Solar II	0	0	0	-	-	#DIV/0!
531.34-50	Other Contractual Services	26,237	18,950	124,763	251,150	126,387	101.30%
531.40-10	Training/Registration	0	0	14,000	14,000	-	0.00%
531.40-30	Other	0	0	2,500	2,500	-	0.00%
531.41-30	Postage & Freight	264	2,500	2,500	2,500	-	0.00%
531.43-10	Water	39,584	65,000	75,000	75,000	-	0.00%
531.43-20	Sewer	67,013	65,700	60,000	70,000	10,000	16.67%
531.43-30	Electricity	4,661	6,500	6,500	6,500	-	0.00%
531.43-40	Refuse/Waste Disposal	8,421	8,000	8,000	8,000	-	0.00%
531.43-50	Natural Gas	32,031	342,202	250,000	250,000	-	0.00%
531.44-20	Operating/Capital Leasing	6,500	6,256	7,000	5,000	(2,000)	-28.57%
531.45-10	Property/Liability	576,169	662,595	682,473	784,844	102,371	15.00%
531.46-10	Buildings	8,064	16,325	15,000	15,000	-	0.00%
531.46-21	Equipment-General	9,226	27,065	30,775	30,775	-	0.00%
531.46-22	Equipment-Garage	9,800	6,900	6,900	7,590	690	10.00%
531.46-51	Boiler Plant	15,179	8,440	25,000	25,000	-	0.00%
531.46-52	Electrical Plant	81,564	66,696	98,200	98,200	-	0.00%
531.46-53	Steam Plant	10,509	19,350	20,000	20,000	-	0.00%
531.46-54	Other Plant	22,112	13,393	25,000	25,000	-	0.00%
531.47-00	Printing & Binding	241	43	2,500	2,500	-	0.00%
531.49-10	Advertising	0	0	2,000	2,000	-	0.00%
531.51-10	Office Supplies	265	2,000	2,000	2,000	-	0.00%
531.51-20	Office Furniture	0	20	500	500	-	0.00%
531.52-10	Gas, Lubricants & Oil	608	8,417	1,500	1,500	-	0.00%
531.52-12	Lubricants	6,342	1,700	2,500	2,500	-	0.00%
531.52-20	Small Tools & Equipment	7,460	5,201	5,000	5,000	-	0.00%
531.52-30	Chemicals	3,216	11,200	9,000	10,000	1,000	11.11%
531.52-40	Uniforms	3,311	2,930	2,500	2,500	-	0.00%
531.52-60	Lab	762	1,525	2,500	2,500	-	0.00%
531.52-90	Other	40,097	46,534	34,685	34,685	-	0.00%
531.54-00	Books, Pub, Subsc, & Memb	0	0	60,000	60,000	-	0.00%
	<i>Subtotal</i>	1,087,272	31,798,510	32,052,699	36,377,204	4,324,505	13.49%
	Department Total	2,456,180	33,312,159	33,614,185	38,037,327	4,423,142	13.16%
					0	-	
<b>6033- EU; Power Operations</b>							
<b>Salaries and Benefits</b>							
12-10	Regular	600,125	612,169	630,551	765,223	134,672	21.36%
13-10	Part-time	0	0	0	-	-	#DIV/0!
14-10	Standard Overtime	61,268	83,600	86,108	120,000	33,892	39.36%
15-10	Longevity	7,350	6,825	4,950	3,225	(1,725)	-34.85%
15-30	Other Pays	4,525	4,613	4,500	4,500	-	0.00%
21-00	FICA Taxes	50,059	48,667	48,237	67,720	19,483	40.39%

City of Lake Worth Beach  
Fiscal Year 2023 Budget  
401 Electric

draft

G/L No.	Account Name	FY 2020 Actual	FY 2021 Budget	FY 2022 Budget	FY 2023 Revised Budget	FY 2022 to FY 2023 Change	Percent Change
22-10	Defined Benefit Plan	189,383	139,834	151,513	188,611	37,098	24.48%
22-20	401-a Plan	0	0	0	-	-	#DIV/0!
23-00	Life & Health Insurance	86,599	97,152	105,425	127,909	22,484	21.33%
24-10	Workers' Compensation	15,173	9,633	10,652	13,265	2,613	24.53%
	<i>Subtotal</i>	1,014,483	1,002,493	1,041,936	1,290,452	248,516	23.85%
<b>Operating</b>					-	-	
531.31-50	Internal IT Support	91,763	85,653	66,761	73,160	6,399	9.58%
531.31-90	Professional Services Other	249,733	251,405	441,201	519,761	78,560	17.81%
531.34-10	Maintenance	4,711	5,095	6,500	6,500	-	0.00%
531.34-50	Other Contractual Services	520	3,600	3,600	705,800	702,200	19505.56%
531.40-10	Training/Registration	16,278	18,440	50,000	25,000	(25,000)	-50.00%
531.41-10	Telephone	1,713	1,850	2,650	2,650	-	0.00%
531.43-10	Water	1,271	1,400	1,400	1,400	-	0.00%
531.43-20	Sewer	312	400	400	400	-	0.00%
531.43-30	Electricity	17,076	20,000	20,000	20,000	-	0.00%
531.43-40	Refuse/Waste Disposal	9,412	9,500	9,500	9,500	-	0.00%
531.44-20	Operating/Capital Leasing	4,200	3,200	3,200	3,200	-	0.00%
531.45-10	Property/Liability	34,452	39,620	40,809	46,930	6,121	15.00%
531.46-10	Buildings	1,573	1,000	1,000	1,000	-	0.00%
531.46-21	Equipment-General	328	1,000	1,000	1,000	-	0.00%
531.46-24	Equipment-Utilities	830	1,500	1,000	1,000	-	0.00%
531.47-00	Printing & Binding	1,183	1,000	1,000	1,000	-	0.00%
531.51-10	Office Supplies	1,846	3,906	2,000	2,000	-	0.00%
531.52-20	Small Tools & Equipment	382	250	250	250	-	0.00%
531.56-20	Equipment-Technology	484	1,934	3,000	3,000	-	0.00%
	<i>Subtotal</i>	438,066	450,753	655,271	1,423,551	768,280	117.25%
	Department Total	1,452,549	1,453,246	1,697,207	2,714,003	1,016,796	59.91%
					0	-	
<b>6034- EU; Distribution</b>							
<b>Salaries and Benefits</b>							
12-10	Regular	2,016,082	2,715,518	2,270,087	2,167,802	(102,285)	-4.51%
13-10	Part-time	59,730	63,201	65,096	67,053	1,957	3.01%
14-10	Standard Overtime	648,602	385,000	396,550	408,446	11,896	3.00%
15-10	Longevity	2,960	3,037	1,500	10,275	8,775	585.00%
15-30	Other Pays	11,110	2,060	4,500	3,600	(900)	-20.00%
21-00	FICA Taxes	210,758	220,908	178,642	202,213	23,571	13.19%
22-10	Defined Benefit Plan	1,594,065	634,724	545,473	534,316	(11,157)	-2.05%
22-20	401-a Plan	0	0	0	-	-	#DIV/0!
23-00	Life & Health Insurance	270,632	420,391	340,196	358,372	18,176	5.34%
24-10	Workers' Compensation	57,104	42,024	35,890	35,111	(779)	-2.17%
	<i>Subtotal</i>	4,871,043	4,486,863	3,837,934	3,787,188	-50,746	-1.32%
<b>Operating</b>					-	-	
531.31-15	Equipment Test	6,010	12,000	15,000	15,000	-	0.00%
531.31-50	Internal IT Support	48,024	24,314	48,875	53,534	4,659	9.53%
531.31-70	Environmental Compl	4,466	5,000	5,000	5,000	-	0.00%
531.31-90	Professional Services Other	15,803	559,000	100,000	100,000	-	0.00%
531.34-10	Maintenance	1,042,223	831,000	937,000	937,000	-	0.00%
531.34-50	Other Contractual Services	37,546	135,000	115,250	115,250	-	0.00%
531.34-75	Right of Way	22,534	26,000	26,000	26,000	-	0.00%
531.40-10	Training/Registration	-70	22,500	7,500	22,500	15,000	200.00%
531.41-30	Postage & Freight	13,502	22,500	7,500	7,500	-	0.00%
531.43-10	Water	4,411	4,300	4,300	4,300	-	0.00%
531.43-20	Sewer	1,303	1,200	1,200	1,200	-	0.00%
531.43-30	Electricity	37,850	40,000	40,000	30,000	(10,000)	-25.00%
531.43-40	Refuse/Waste Disposal	3,495	30,500	5,500	25,000	19,500	354.55%
531.44-30	Vehicles	7,987	18,000	31,000	31,000	-	0.00%
531.45-10	Property/Liability	78,905	90,741	93,463	107,482	14,019	15.00%

City of Lake Worth Beach  
Fiscal Year 2023 Budget  
401 Electric

draft

G/L No.	Account Name	FY 2020 Actual	FY 2021 Budget	FY 2022 Budget	FY 2023 Revised Budget	FY 2022 to FY 2023 Change	Percent Change
531.46-10	Buildings	0	2,000	10,000	10,000	-	0.00%
531.46-21	Equipment-General	93	4,000	37,500	37,500	-	0.00%
531.46-22	Equipment-Garage	93,500	67,000	60,100	58,520	(1,580)	-2.63%
531.46-25	Small Equipment	7,580	5,000	5,000	5,000	-	0.00%
531.46-26	Heavy Equipment	37,683	40,000	25,000	25,000	-	0.00%
531.46-27	Heavy Equip-ext repairs	107,826	133,000	100,000	100,000	-	0.00%
531.46-40	Infrastructure	10,814	16,100	5,000	5,000	-	0.00%
531.46-71	Substation Equipment	292,906	267,000	385,000	267,000	(118,000)	-30.65%
531.46-72	Poles, Towers & Fixtures	299,328	265,000	300,000	265,000	(35,000)	-11.67%
531.46-73	Overhead Conductors	31,863	65,000	115,000	65,000	(50,000)	-43.48%
531.46-74	Underground Conductors	8,494	30,000	105,000	30,000	(75,000)	-71.43%
531.46-75	Line Transformers	233,320	220,000	342,000	220,000	(122,000)	-35.67%
531.46-76	Services	0	2,000	5,000	5,000	-	0.00%
531.46-91	Warehouse Issues	9,421	5,000	10,000	-	(10,000)	-100.00%
531.47-00	Printing & Binding	1,420	1,000	2,000	2,000	-	0.00%
531.49-10	Advertising	2,380	2,500	2,500	2,500	-	0.00%
531.49-90	Other	0	250	500	500	-	0.00%
531.52-10	Gas, Lubricants & Oil	53,204	55,000	70,000	70,000	-	0.00%
531.52-20	Small Tools & Equipment	112,218	107,500	45,000	45,000	-	0.00%
531.52-30	Chemicals	0	1,000	1,000	1,000	-	0.00%
531.52-40	Uniforms	26,764	30,500	50,000	50,000	-	0.00%
531.52-90	Other	54,959	48,000	28,000	31,900	3,900	13.93%
531.54-00	Books, Pub, Subsc, & Memb	3,955	4,650	2,400	2,400	-	0.00%
	<i>Subtotal</i>	2,711,716	3,193,555	3,143,588	2,779,086	-364,502	-11.60%
	Department Total	7,582,759	7,680,418	6,981,522	6,566,275	-415,247	-5.95%
					0	-	
<b>6035- EU; Meter Shop</b>							
<b>Salaries and Benefits</b>							
12-10	Regular	555,399	490,760	537,439	582,711	45,272	8.42%
13-10	Part-time	58,954	110,903	114,241	117,673	3,432	3.00%
14-10	Standard Overtime	19,496	10,000	10,300	20,000	9,700	94.17%
15-10	Longevity	10,369	7,616	2,925	5,325	2,400	82.05%
21-00	FICA Taxes	49,085	47,832	49,854	55,109	5,255	10.54%
22-10	Defined Benefit Plan	142,641	137,434	129,140	143,626	14,486	11.22%
23-00	Life & Health Insurance	103,285	125,182	114,920	132,835	17,915	15.59%
24-10	Workers' Compensation	13,404	9,598	9,811	10,916	1,105	11.27%
	<i>Subtotal</i>	952,633	939,325	968,630	1,068,195	99,565	10.28%
<b>Operating</b>							
531.31-15	Equipment Test	727	2,000	2,000	2,000	-	0.00%
531.31-50	Internal IT Support	13,455	53,072	87,849	100,501	12,652	14.40%
531.31-90	Professional Services Other	59,459	170,000	170,000	165,000	(5,000)	-2.94%
531.34-10	Maintenance	4,211	5,000	5,000	5,400	400	8.00%
531.34-50	Other Contractual Services	0	0	15,000	15,000	-	0.00%
531.40-10	Training/Registration	0	4,500	500	500	-	0.00%
531.40-20	Lodging/Transportation	0	500	500	500	-	0.00%
531.41-20	Mobile Radios	0	1,000	1,000	1,000	-	0.00%
531.41-30	Postage & Freight	284	3,000	1,000	1,000	-	0.00%
531.45-10	Property/Liability	0	22,150	22,815	26,237	3,422	15.00%
531.46-22	Equipment-Garage	0	53,900	49,000	53,900	4,900	10.00%
531.46-25	Small Equipment	481	1,000	1,000	1,000	-	0.00%
531.46-77	Meters	125,484	163,000	165,000	165,000	-	0.00%
531.46-79	Street Lights & School Signal	0	5,000	5,000	5,000	-	0.00%
531.52-10	Gas, Lubricants & Oil	0	7,500	7,500	7,500	-	0.00%
531.52-20	Small Tools & Equipment	2,346	3,000	3,000	3,000	-	0.00%
531.52-40	Uniforms	7,315	11,000	15,000	15,000	-	0.00%
	<i>Subtotal</i>	213,763	505,622	551,164	567,538	16,374	2.97%
	Department Total	1,166,396	1,444,947	1,519,794	1,635,734	115,940	7.63%
					-	-	

City of Lake Worth Beach  
Fiscal Year 2023 Budget  
401 Electric

draft

G/L No.	Account Name	FY 2020 Actual	FY 2021 Budget	FY 2022 Budget	FY 2023 Revised Budget	FY 2022 to FY 2023 Change	Percent Change
<b><u>6090 / 9010 EU; NonDepartmental</u></b>							
<b>Operating</b>							
591.58-30	Client Refund Interest Expense	49,602	40,000	40,000	40,000	-	
	<i>Subtotal</i>	<b>49,602</b>	<b>40,000</b>	<b>40,000</b>	<b>40,000</b>	<b>0</b>	0.00%
					-	-	
519.58-70	Bank Charges and Fees	428,983	133,333	25,000	25,000	-	
519.71-20	Debt	0	0	3,007,418	6,162,935	3,155,517	
531.34-95	Interfund Admins Services	1,814,900	1,924,900	2,235,393	3,292,560	1,057,167	
531.49-70	Contribution to General Fund	4,536,491	4,536,491	4,953,797	5,048,959	95,162	
	<i>Subtotal</i>	<b>6,780,374</b>	<b>6,594,724</b>	<b>10,221,608</b>	<b>14,529,454</b>	<b>4,307,846</b>	42.14%
					-	-	
	<b>Total Expenses</b>	<b>24,563,895</b>	<b>56,729,813</b>	<b>60,383,298</b>	<b>70,093,166</b>	<b>9,709,868</b>	16.08%
				(0.43)	0	-	
	<b>Net Revenues</b>	<b>30,086,507</b>	<b>5,569,982</b>	<b>1,539,169</b>	<b>2,575,107</b>	<b>1,035,938</b>	67.31%
					-	0	

City of Lake Worth Beach  
Fiscal Year 2023 Budget  
402 Water

draft

						3,037,728	1.10	
						FY 2023		
G/L No.	Account Name	FY 2020 Actual	FY 2021 Budget	FY 2021 Actual	FY 2022 Budget	Revised Budget	FY 2022 to FY 2023 Change	Percent Change
<b><u>REVENUES</u></b>								
329.10-00	Other Permits and Fees	0	2,000	0	2,000	2,000	-	0.00%
343.30-10	Metered	14,650,886	15,873,955	15,461,758	16,469,228	16,551,575	82,347	0.50%
343.30-50	Service Charge	134,977	170,000	151,236	170,000	170,000	-	0.00%
361.10-10	Investments	97,555	145,866	12,253	145,000	145,000	-	0.00%
363.23-10	Residential	332,252	128,065	231,236	128,065	328,000	199,935	156.12%
363.23-11	Commercial	131,724	9,513	63,909	9,500	59,500	50,000	526.32%
369.90-90	Other	0	15,000	38,539	15,000	15,000	-	0.00%
<b>Total Revenues</b>		<b>15,347,393</b>	<b>16,344,399</b>	<b>15,958,931</b>	<b>16,938,793</b>	<b>17,271,075</b>	<b>332,282</b>	<b>1.96%</b>
<b><u>EXPENDITURES</u></b>								
<b><u>7010- Water Utility Administration</u></b>								
<b>Salaries and Benefits</b>								
12-10	Regular	486,195	524,882	491,914	539,278	502,914	(36,364)	-6.74%
15-10	Longevity	294	0	770	525	1,699	1,174	223.57%
15-30	Other Pays	8,263	8,115	7,430	10,980	6,705	(4,275)	-38.93%
21-00	FICA Taxes	35,826	41,728	36,000	40,940	38,473	(2,467)	-6.03%
22-10	Defined Benefit Plan	25,743	69,324	68,521	77,191	69,650	(7,541)	-9.77%
22-20	401-a Plan	20,531	20,769	16,539	21,392	22,033	641	3.00%
23-00	Life & Health Insurance	68,396	108,447	124,614	83,195	80,627	(2,568)	-3.09%
24-10	Workers' Compensation	12,336	12,482	6,657	10,384	7,091	(3,293)	-31.71%
<i>Subtotal</i>		657,586	785,747	752,446	783,885	729,192	-54,693	-6.98%
<b>Operating</b>								
533.31-10	Legal	5,573	95,000	1,253	45,000	20,000	(25,000)	-55.56%
533.31-50	Internal IT Support	24,392	58,601	58,601	58,836	64,350	5,514	9.37%
533.31-90	Professional Services Other	95,339	300,254	182,753	258,700	235,843	(22,857)	-8.84%
533.32-00	Accounting & Auditing	25,306	32,694	24,588	30,000	30,000	-	0.00%
533.34-50	Other Contractual Services	117,324	86,400	35,100	148,800	148,000	(800)	-0.54%
533.40-10	Training/Registration	1,535	6,000	2,939	6,000	6,000	-	0.00%
533.40-20	Lodging/Transportation	0	2,000	0	2,000	2,000	-	0.00%
533.44-20	Operating/Capital Leasing	191	3,000	1,570	3,000	3,000	-	0.00%
533.46-21	Equipment-General	0	2,000	0	3,000	3,000	-	0.00%
533.46-22	Equipment-Garage	0	0	0	9,800	10,780	980	10.00%
533.47-00	Printing & Binding	0	4,500	0	4,500	4,500	-	0.00%
533.48-00	Promotional Activities	4,903	9,500	4,731	9,500	5,000	(4,500)	-47.37%
533.49-10	Advertising	2,100	2,500	0	2,500	2,500	-	0.00%
533.51-10	Office Supplies	962	7,000	3,307	6,000	2,000	(4,000)	-66.67%
533.52-90	Other	228	2,000	0	2,000	2,000	-	0.00%
533.54-00	Books, Publ, Subsc & Memb	475	1,500	770	1,500	1,500	-	0.00%
533.64-40	Misc. Equipment	0	3,890	0	4,000	4,000	-	0.00%
<i>Subtotal</i>		278,328	616,839	315,611	595,136	544,473	-50,663	-8.51%
Department Total		<b>935,914</b>	<b>1,402,586</b>	<b>1,068,057</b>	<b>1,379,021</b>	<b>1,273,665</b>	<b>-105,356</b>	<b>-7.64%</b>
<b><u>7021- Water Utility Production</u></b>								
<b>Operating</b>								
533.43-10	Water	42,318	1,100	0	1,100	1,100	-	0.00%
533.43-30	Electricity	118,781	150,000	156,576	155,625	160,000	4,375	2.81%
533.45-10	Property/Liability	0	30,000	30,000	30,000	34,500	4,500	15.00%
533.46-10	Buildings	9,075	5,000	0	5,000	5,000	-	0.00%
533.46-21	Equipment-General	15,302	10,000	10,736	10,000	10,000	-	0.00%
533.46-22	Equipment-Garage	6,900	6,900	6,900	6,900	-	(6,900)	-100.00%
533.46-46	Wells	106,389	134,402	115,529	100,000	120,000	20,000	20.00%

City of Lake Worth Beach  
Fiscal Year 2023 Budget  
402 Water

draft

G/L No.	Account Name					FY 2023		Percent Change
		FY 2020 Actual	FY 2021 Budget	FY 2021 Actual	FY 2022 Budget	Revised Budget	FY 2022 to FY 2023 Change	
	Department Total	298,764	337,402	319,741	308,625	330,600	21,975	7.12%
						-	-	
<b><u>7022- Water Utility Treatment</u></b>								
<b>Salaries and Benefits</b>								
12-10	Regular	1,221,562	1,196,648	1,158,747	1,222,168	1,244,937	22,769	1.86%
14-10	Standard Overtime	126,444	77,000	87,495	92,000	92,000	-	0.00%
15-10	Longevity	8,393	7,280	588	3,000	9,188	6,188	206.25%
21-00	FICA Taxes	102,481	95,134	95,892	93,496	102,276	8,780	9.39%
22-10	Defined Benefit Plan	795,484	273,342	-175,146	293,672	306,850	13,178	4.49%
23-00	Life & Health Insurance	173,308	200,635	198,439	234,905	279,271	44,366	18.89%
24-10	Workers' Compensation	59,243	37,338	29,233	41,535	43,567	2,032	4.89%
	<i>Subtotal</i>	2,486,915	1,887,377	1,395,249	1,980,776	2,078,088	97,312	4.91%
<b>Operating</b>								
533.31-50	Internal IT Support	56,419	62,386	62,386	62,644	70,279	7,635	12.19%
533.31-90	Professional Services Other	36,115	58,810	51,320	50,300	50,300	-	0.00%
533.34-50	Other Contractual Services	149,709	198,148	127,219	246,400	509,252	262,852	106.68%
533.34-75	Right of Way	888	950	915	950	950	-	0.00%
533.40-10	Training/Registration	4,727	5,000	2,029	5,000	5,000	-	0.00%
533.41-30	Postage & Freight	20,173	12,000	9,187	12,000	12,000	-	0.00%
533.43-10	Water	181,726	250,000	164,062	250,000	200,000	(50,000)	-20.00%
533.43-30	Electricity	547,895	510,000	553,697	510,000	560,000	50,000	9.80%
533.43-40	Refuse/Waste Disposal	250	1,500	791	1,500	1,500	-	0.00%
533.44-20	Operating/Capital Leasing	0	1,000	0	1,000	1,000	-	0.00%
533.45-10	Property/Liability	401,004	461,154	461,154	461,155	530,328	69,173	15.00%
533.46-10	Buildings	13,875	15,000	5,955	15,000	15,000	-	0.00%
533.46-21	Equipment-General	174,263	185,000	168,765	190,000	190,000	-	0.00%
533.46-22	Equipment-Garage	58,350	36,300	59,900	24,500	26,950	2,450	10.00%
533.46-26	Heavy Equipment	1,496	800	1,740	800	1,800	1,000	125.00%
533.47-00	Printing & Binding	4,508	8,000	7,354	8,000	8,000	-	0.00%
533.49-10	Advertising	1,121	1,500	725	1,500	1,500	-	0.00%
533.51-10	Office Supplies	1,719	2,000	0	2,000	2,000	-	0.00%
533.52-10	Gas, Lubricants & Oil	12,745	25,000	21,855	25,000	25,000	-	0.00%
533.52-20	Small Tools & Equipment	6,911	12,000	7,939	12,000	12,000	-	0.00%
533.52-30	Chemicals	445,220	485,600	432,166	504,500	504,500	-	0.00%
533.52-40	Uniforms	5,451	10,000	9,251	10,000	10,000	-	0.00%
533.52-60	Lab	65,730	80,000	59,871	80,000	70,000	(10,000)	-12.50%
533.52-90	Other	53,613	70,000	63,169	60,000	60,000	-	0.00%
533.54-00	Books, Publ, Subsc & Memb	1,645	2,500	997	2,500	2,000	(500)	-20.00%
	<i>Subtotal</i>	2,245,553	2,494,648	2,272,447	2,536,749	2,869,359	332,610	13.11%
	Department Total	4,732,468	4,382,025	3,667,696	4,517,525	4,947,448	429,923	9.52%
						-	-	
<b><u>7034- Water Utility Distribution</u></b>								
<b>Salaries and Benefits</b>								
12-10	Regular	615,465	629,126	631,726	665,537	689,868	24,331	3.66%
13-10	Part-time	0	0	0	0	-	-	#DIV/0!
14-10	Standard Overtime	134,238	90,000	107,349	75,000	100,000	25,000	33.33%
15-10	Longevity	2,868	2,121	887	0	7,125	7,125	#DIV/0!
15-30	Other Pays	6,171	1,013	7,117	1,125	-	(1,125)	-100.00%
21-00	FICA Taxes	55,789	50,015	56,205	50,914	60,425	9,511	18.68%
22-10	Defined Benefit Plan	189,581	143,707	139,938	159,920	170,037	10,117	6.33%
22-20	401-a Plan	0	0	610	0	-	-	#DIV/0!
23-00	Life & Health Insurance	139,755	167,050	165,180	178,133	159,994	(18,139)	-10.18%
24-10	Workers' Compensation	31,947	21,063	16,742	23,132	24,697	1,565	6.77%
	<i>Subtotal</i>	1,175,813	1,104,095	1,125,754	1,153,761	1,212,147	58,386	5.06%
<b>Operating</b>								
533.31-50	Internal IT Support	49,841	59,451	59,451	65,728	74,161	8,433	12.83%

City of Lake Worth Beach  
Fiscal Year 2023 Budget  
402 Water

draft

G/L No.	Account Name	FY 2020 Actual	FY 2021 Budget	FY 2021 Actual	FY 2022 Budget	FY 2023 Revised Budget	FY 2022 to FY 2023 Change	Percent Change
533.34-10	Maintenance	125,022	133,500	76,572	133,500	133,500	-	0.00%
533.34-50	Other Contractual Services	93,429	105,000	68,612	108,000	256,500	148,500	137.50%
533.34-75	Right of Way	8,244	8,492	8,491	8,600	8,600	-	0.00%
533.40-10	Training/Registration	1,343	2,700	813	2,700	2,000	(700)	-25.93%
533.41-30	Postage & Freight	921	2,000	1,182	2,000	1,500	(500)	-25.00%
533.43-10	Water	0	600	0	2,000	2,000	-	0.00%
533.43-20	Sewer	0	1,000	0	1,000	1,000	-	0.00%
533.43-30	Electricity	16,222	30,000	17,063	30,000	30,000	-	0.00%
533.44-20	Operating/Capital Leasing	14,571	16,000	12,450	16,000	16,000	-	0.00%
533.45-10	Property/Liability	40,467	46,538	46,538	46,538	53,519	6,981	15.00%
533.46-10	Buildings	1,168	2,000	2,081	2,000	2,000	-	0.00%
533.46-21	Equipment-General	0	3,000	2,391	3,000	3,000	-	0.00%
533.46-22	Equipment-Garage	66,725	58,100	65,000	82,800	91,080	8,280	10.00%
533.46-26	Heavy Equipment	11,763	8,100	11,313	8,100	10,000	1,900	23.46%
533.46-27	Heavy Equip-Ext Repairs	1,684	5,000	4,853	5,000	5,000	-	0.00%
533.46-45	Mains	92,028	147,008	110,807	150,000	150,000	-	0.00%
533.46-47	Hydrants	34,928	50,000	25,534	50,000	30,000	(20,000)	-40.00%
533.46-60	Meters/Lines	194,073	195,000	158,584	200,000	200,000	-	0.00%
533.47-00	Printing & Binding	994	1,000	86	1,000	1,000	-	0.00%
533.51-10	Office Supplies	4,093	3,500	2,754	3,500	3,500	-	0.00%
533.52-10	Gas, Lubricants & Oil	22,490	28,000	23,911	28,000	28,000	-	0.00%
533.52-20	Small Tools & Equipment	18,706	20,000	14,967	20,000	20,000	-	0.00%
533.52-40	Uniforms	5,213	8,000	6,320	8,000	7,000	(1,000)	-12.50%
533.54-00	Books, Publ, Subsc & Memb	245	1,000	0	1,000	1,000	-	0.00%
533.64-00	Machinery & Equipment	0	0	0	4,000	4,000	-	0.00%
533.64-40	Misc. Equipment	0	0	0	100,000	-	(100,000)	-100.00%
	<i>Subtotal</i>	804,171	934,989	719,773	1,082,466	1,134,360	51,894	4.79%
	Department Total	<b>1,979,984</b>	<b>2,039,084</b>	<b>1,845,527</b>	<b>2,236,227</b>	<b>2,346,506</b>	<b>110,279</b>	<b>4.93%</b>
						(0)	-	
<b><u>9010- Water Utility Non-Departmental</u></b>								
<b>Operating</b>								
519.58-70	Bank Charges and Fees	22,587	133,333	164,551	133,333	50,000	(83,333)	-62.50%
519.71-20	Debt	0	0	0	2,540,278	2,662,281	122,003	4.80%
533.34-95	Interfund Admins Services	1,241,160	1,241,160	1,241,160	1,241,160	1,241,160	-	0.00%
533.49-70	Contribution to General Fund	1,489,728	1,489,728	1,489,728	1,355,103	1,381,686	26,583	1.96%
	Department Total	<b>2,753,475</b>	<b>2,864,221</b>	<b>2,895,439</b>	<b>5,269,874</b>	<b>5,335,127</b>	<b>65,253</b>	<b>1.24%</b>
						-	-	
	<b>Total Expenses</b>	<b>10,700,605</b>	<b>11,025,318</b>	<b>9,796,460</b>	<b>13,711,272</b>	<b>14,233,347</b>	<b>522,075</b>	<b>3.81%</b>
					0.44	-	-	
	<b>Net Revenue</b>	<b>4,646,788</b>	<b>5,319,081</b>	<b>6,162,471</b>	<b>3,227,521</b>	<b>3,037,728</b>	<b>(189,793)</b>	<b>-5.88%</b>
						-	-	

City of Lake Worth Beach  
 Fiscal Year 2023 Budget  
 403 Local Sewer

draft

						66,677	1.10	
G/L No.	Account Name	FY 2020 Actual	FY 2021 Budget	FY 2021 Actual	FY 2022 Budget	FY 2023 Revised Budget	FY 2022 to FY 2023 Change	Percent Change
<b>REVENUES</b>								
341.90-19	IPP Fees - Ind Pre Treat	15,055	0	16,460	15,056	17,000	1,944	12.91%
343.50-10	Measured Revenue	8,889,545	9,693,111	9,986,864	10,081,371	10,130,802	49,431	0.49%
343.58-57	South Palm Beach	4,800	4,800	4,800	4,800	4,800	-	0.00%
361.10-10	Investments	-507	25,723	2,596	25,000	25,000	-	0.00%
363.23-10	Residential	215,534	37,245	146,481	55,000	205,000	150,000	272.73%
363.23-11	Commercial	89,388	12,415	14,898	12,415	42,500	30,085	242.33%
<b>Total Revenues</b>		<b>9,213,816</b>	<b>9,773,294</b>	<b>10,172,099</b>	<b>10,193,642</b>	<b>10,425,102</b>	<b>231,460</b>	<b>2.27%</b>
<b>EXPENDITURES</b>								
<b>7010- Sewer Utility Administration</b>								
<b>Salaries and Benefits</b>								
12-10	Regular	255,067	292,217	261,564	271,915	293,278	21,363	7.86%
13-10	Part-time	0	0	0	0	-	-	#DIV/0!
14-10	Standard Overtime	1,650	2,810	3,220	2,810	2,810	-	0.00%
15-10	Longevity	226	0	320	900	1,459	559	62.08%
15-30	Other Pays	3,707	15	5,833	0	2,025	2,025	#DIV/0!
21-00	FICA Taxes	18,982	23,231	19,758	20,801	22,651	1,850	8.89%
22-10	Defined Benefit Plan	23,517	48,526	47,705	49,509	55,563	6,054	12.23%
22-20	401-a Plan	6,312	7,978	5,235	6,587	6,785	198	3.01%
23-00	Life & Health Insurance	44,217	48,974	56,610	46,052	56,896	10,844	23.55%
24-10	Workers' Compensation	5,186	4,151	2,777	4,208	3,356	(852)	-20.25%
<i>Subtotal</i>		358,864	427,902	403,023	402,782	444,822	42,040	10.44%
<b>Operating</b>								
535.31-10	Legal	3,993	5,000	1,211	5,000	5,000	-	0.00%
535.31-50	Internal IT Support	4,485	10,550	10,550	10,120	10,847	727	7.18%
535.34-50	Other Contractual Services	90,800	103,664	82,920	150,700	150,700	-	0.00%
<i>Subtotal</i>		99,278	119,214	94,681	165,820	166,547	727	0.44%
<b>Department Total</b>		<b>458,143</b>	<b>547,116</b>	<b>497,704</b>	<b>568,602</b>	<b>611,369</b>	<b>42,767</b>	<b>7.52%</b>
<b>7221- Sewer Utility Pumping</b>								
<b>Salaries and Benefits</b>								
12-10	Regular	207,687	212,392	215,617	230,790	226,612	(4,178)	-1.81%
14-10	Standard Overtime	34,817	16,800	31,067	20,000	30,000	10,000	50.00%
15-10	Longevity					2,194	2,194	#DIV/0!
21-00	FICA Taxes	17,944	16,885	18,790	17,655	19,631	1,976	11.19%
22-10	Defined Benefit Plan	63,951	48,515	47,462	55,456	55,855	399	0.72%
23-00	Life & Health Insurance	50,278	67,130	66,139	59,193	65,365	6,172	10.43%
24-10	Workers' Compensation	8,748	6,087	4,155	5,951	6,040	89	1.49%
<i>Subtotal</i>		383,426	367,809	383,230	389,045	405,696	16,651	4.28%
<b>Operating</b>								
535.31-50	Internal IT Support	20,193	17,542	17,542	19,446	21,550	2,104	10.82%
535.34-75	Right of Way	17,744	18,277	18,277	18,500	18,500	-	0.00%
535.40-10	Training/Registration	0	2,100	527	2,100	2,100	-	0.00%
535.41-20	Mobile Radios	94	150	0	150	150	-	0.00%
535.43-10	Water	9,474	17,500	8,658	17,500	10,000	(7,500)	-42.86%
535.43-20	Sewer	0	600	0	600	600	-	0.00%
535.43-30	Electricity	28,437	45,000	29,397	45,000	32,000	(13,000)	-28.89%
535.44-20	Operating/Capital Leasing	11,860	12,000	10,000	12,000	12,000	-	0.00%
535.45-10	Property/Liability	24,160	27,784	27,784	27,784	31,952	4,168	15.00%
535.46-21	Equipment-General	12,402	13,000	6,401	13,000	13,000	-	0.00%



City of Lake Worth Beach  
 Fiscal Year 2023 Budget  
 403 Local Sewer

draft

G/L No.	Account Name	FY 2020 Actual	FY 2021 Budget	FY 2021 Actual	FY 2022 Budget	FY 2023 Revised Budget	FY 2022 to FY 2023 Change	Percent Change
535.46-22	Equipment-Garage	28,775	19,825	31,637	11,800	12,980	1,180	10.00%
535.46-26	Heavy Equipment	27,413	19,223	10,732	20,000	20,000	-	0.00%
535.46-27	Heavy Equip-ext repairs	26,812	25,000	25,645	25,000	25,000	-	0.00%
535.46-45	Mains	8,353	5,000	5,000	10,000	10,000	-	0.00%
535.46-90	Other	0	500	0	500	500	-	0.00%
535.49-10	Advertising	0	300	0	300	300	-	0.00%
535.51-10	Office Supplies	594	1,000	508	1,000	1,000	-	0.00%
535.52-10	Gas, Lubricants & Oil	8,578	10,000	13,265	10,000	12,000	2,000	20.00%
535.52-20	Small Tools & Equipment	20,660	20,000	9,399	20,000	20,000	-	0.00%
535.52-30	Chemicals	21,484	15,175	12,561	7,500	15,000	7,500	100.00%
535.52-40	Uniforms	2,642	3,500	1,425	3,500	3,000	(500)	-14.29%
535.54-00	Books, Publ, Subsc & Memb	0	600	0	600	600	-	0.00%
535.64-40	Misc. Equipment	0	0	0	2,500	2,500	-	0.00%
	<i>Subtotal</i>	269,676	274,076	228,756	268,780	264,732	-4,048	-1.51%
	Department Total	653,101	641,885	611,987	657,825	670,427	12,602	1.92%
						(0)	-	
<b>7231- Sewer Utility Collection</b>								
<b>Salaries and Benefits</b>								
12-10	Regular	535,912	554,043	508,716	586,673	542,145	(44,528)	-7.59%
13-10	Part-time	0	0	0	0	-	-	#DIV/0!
14-10	Standard Overtime	49,803	60,000	82,426	60,000	80,000	20,000	33.33%
15-10	Longevity	2,814	2,018	925	1,650	4,140	2,490	150.91%
15-30	Other Pays	2,091	708	2,597	0	630	630	#DIV/0!
21-00	FICA Taxes	44,152	44,046	45,187	44,745	47,594	2,849	6.37%
22-10	Defined Benefit Plan	324,935	122,942	-79,984	136,628	129,490	(7,138)	-5.22%
22-20	401-a Plan	1,597	1,582	1,582	1,630	1,679	49	2.98%
23-00	Life & Health Insurance	100,850	110,358	108,614	125,864	107,385	(18,479)	-14.68%
24-10	Workers' Compensation	24,152	16,414	12,047	18,307	17,435	(872)	-4.76%
	<i>Subtotal</i>	1,086,305	912,111	682,111	975,497	930,497	-45,000	-4.61%
<b>Operating</b>								
535.31-50	Internal IT Support	12,638	18,185	18,185	30,216	32,800	2,584	8.55%
535.34-50	Other Contractual Services	111,232	122,500	112,733	135,000	280,000	145,000	107.41%
535.40-10	Training/Registration	295	2,600	0	2,600	2,600	-	0.00%
535.41-30	Postage & Freight	629	1,000	709	1,000	1,000	-	0.00%
535.43-40	Refuse/Waste Disposal	122	5,000	5,459	5,000	5,500	500	10.00%
535.45-10	Property/Liability	36,958	42,501	42,501	42,501	48,876	6,375	15.00%
535.46-21	Equipment-General	6,272	10,000	4,487	10,000	10,000	-	0.00%
535.46-22	Equipment-Garage	80,800	37,400	80,800	58,100	41,140	(16,960)	-29.19%
535.46-26	Heavy Equipment	13,869	35,000	30,130	35,000	35,000	-	0.00%
535.46-27	Heavy Equip-ext repairs	28,430	60,000	54,381	60,000	60,000	-	0.00%
535.46-45	Mains	31,546	0	500	100,000	200,000	100,000	100.00%
535.46-70	Structures & Improvements	0	5,000	0	50,000	50,000	-	0.00%
535.46-90	Other	0	100	0	100	100	-	0.00%
535.47-00	Printing & Binding	0	500	0	500	500	-	0.00%
535.51-10	Office Supplies	150	1,000	0	1,000	1,000	-	0.00%
535.52-10	Gas, Lubricants & Oil	21,559	30,000	23,753	30,000	30,000	-	0.00%
535.52-20	Small Tools & Equipment	8,829	10,000	10,492	15,000	15,000	-	0.00%
535.52-30	Chemicals	16,759	20,000	50,538	40,000	40,000	-	0.00%
535.52-40	Uniforms	5,361	4,000	2,763	4,000	4,000	-	0.00%
535.64-40	Misc. Equipment	0	0	0	110,000	-	(110,000)	-100.00%
	<i>Subtotal</i>	375,450	404,786	437,432	730,017	857,516	127,499	17.47%
	Department Total	1,461,755	1,316,897	1,119,543	1,705,514	1,788,013	82,499	4.84%
						-	-	
<b>9010- Sewer Utility NonDepartmental</b>								
<b>Operating</b>								

City of Lake Worth Beach  
 Fiscal Year 2023 Budget  
 403 Local Sewer

draft

G/L No.	Account Name	FY 2020 Actual	FY 2021 Budget	FY 2021 Actual	FY 2022 Budget	FY 2023		Percent Change
						Revised Budget	FY 2022 to FY 2023 Change	
519.58-70	Bank Charges and Fees	4,512	133,333	162,299	133,333	50,000	(83,333)	-62.50%
519.71-20	Debt	0	0	0	263,019	497,841	234,822	89.28%
535.34-80	Reg System Expense	4,894,148	5,125,429	4,778,765	5,125,429	5,006,986	(118,443)	-2.31%
535.34-95	Interfund Admins Services	899,780	899,780	899,780	899,780	899,780	-	0.00%
535.49-70	Contribution to General Fund	608,870	608,870	608,870	815,491	834,008	18,517	2.27%
	<b>Department Total</b>	<b>6,407,310</b>	<b>6,767,412</b>	<b>6,449,714</b>	<b>7,237,052</b>	<b>7,288,615</b>	<b>51,563</b>	<b>0.71%</b>
						-	-	
	<b>Total Expenses</b>	<b>8,980,309</b>	<b>9,273,310</b>	<b>8,678,947</b>	<b>10,168,993</b>	<b>10,358,425</b>	<b>189,432</b>	<b>1.86%</b>
					0.34	-	-	
	<b>Net Revenues</b>	<b>233,507</b>	<b>499,984</b>	<b>1,493,152</b>	<b>24,649</b>	<b>66,677</b>	<b>42,028</b>	<b>170.51%</b>
						-	(0)	

City of Lake Worth Beach  
Fiscal Year 2023 Budget  
404 Golf Fund

draft

G/L No.	Account Name	FY 2020 Actual	FY 2021 Budget	FY 2021 Actual	FY 2022 Budget	2,075 FY 2023 Revised Budget	FY 2022 to FY 2023 Change	Percent Change
<b><u>REVENUES</u></b>								
347.32-20	Memberships	171,830	110,000	127,215	110,000	155,000	45,000	40.91%
347.32-30	Green Fees	990,965	1,026,000	1,174,166	1,200,000	1,200,000	-	0.00%
347.32-40	Cart Rental	12,117	15,000	8,068	15,000	15,000	-	0.00%
347.32-50	Club Services	17,757	15,000	30,878	15,000	20,000	5,000	33.33%
347.32-70	Merchandise Sales	54,756	45,000	71,003	45,000	70,000	25,000	55.56%
347.35-90	Other	57,399	58,500	58,644	58,500	58,500	-	0.00%
366.00-00	Donations	9,778	10,000	9,537	10,000	10,000	-	0.00%
		<b>1,314,603</b>	<b>1,279,500</b>	<b>1,479,511</b>	<b>1,453,500</b>	<b>1,528,500</b>	<b>75,000</b>	<b>5.16%</b>
					-	-	-	
<b><u>EXPENDITURES</u></b>								
<b><u>8030- Golf Fund</u></b>								
<b>Salaries and Benefits</b>								
12-10	Regular	77,848	68,715	103,216	79,783	90,079	10,296	12.91%
13-10	Part-time	70,770	122,721	51,668	180,889	204,187	23,298	12.88%
14-10	Standard Overtime	-27	1,500	593	1,500	1,500	-	0.00%
15-10	Longevity	45	525	428	0	2,993	2,993	#DIV/0!
15-30	Other Pays	557	17	2,140	1,080	450	(630)	-58.33%
21-00	FICA Taxes	11,518	15,219	12,045	19,597	22,626	3,029	15.46%
22-10	Defined Benefit Plan	22,974	15,696	15,256	18,089	19,014	925	5.12%
22-20	401-a Plan	0	0	0	0	1,256	1,256	#DIV/0!
23-00	Life & Health Insurance	8,661	9,599	9,599	11,964	12,645	681	5.69%
24-10	Workers' Compensation	3,721	2,654	1,968	4,278	6,243	1,965	45.93%
	<i>Subtotal</i>	196,067	236,646	196,912	317,180	360,993	43,813	13.81%
<b>Operating</b>								
575.31-50	Internal IT Support	29,824	33,316	33,316	35,826	38,914	3,088	8.62%
575.34-50	Other Contractual Services	569,421	568,258	560,937	645,728	645,728	-	0.00%
575.41-30	Postage & Freight	667	493	492	750	750	-	0.00%
575.43-10	Water	17,294	19,670	11,949	19,260	19,260	-	0.00%
575.43-20	Sewer	11,141	9,780	9,322	10,050	10,050	-	0.00%
575.43-30	Electricity	68,949	72,500	72,350	71,400	71,400	-	0.00%
575.43-40	Refuse/Waste Disposal	17,968	15,660	17,873	15,900	15,900	-	0.00%
575.43-50	Natural Gas	10,408	10,000	10,329	12,000	12,000	-	0.00%
575.44-20	Operating/Capital Leasing	58,800	61,300	61,005	66,300	68,860	2,560	3.86%
575.45-10	Property/Liability	67,846	78,022	78,022	66,900	76,935	10,035	15.00%
575.46-10	Buildings	26,122	36,000	41,893	40,000	40,000	-	0.00%
575.46-21	Equipment-General	23,742	19,177	19,156	15,000	15,000	-	0.00%
575.46-30	Golf Carts	2,452	39,000	37,344	10,500	2,500	(8,000)	-76.19%
575.48-00	Promotional Activities	2,011	2,600	2,600	2,000	2,000	-	0.00%
575.51-10	Office Supplies	1,400	1,550	1,607	1,550	1,550	-	0.00%
575.52-75	Merchandise	38,732	42,230	35,363	40,000	48,000	8,000	20.00%
575.52-90	Other	118	1,000	1,040	1,000	1,000	-	0.00%
575.54-00	Books, Publ, Subsc & Memb	956	1,300	1,246	1,550	1,550	-	0.00%
	<i>Subtotal</i>	947,851	1,011,856	995,842	1,055,714	1,071,397	15,683	1.49%
	<b>Department Total</b>	<b>1,143,918</b>	<b>1,248,502</b>	<b>1,192,754</b>	<b>1,372,894</b>	<b>1,432,390</b>	<b>59,496</b>	<b>4.33%</b>
						-	-	
<b><u>9010- Golf NonDepartmental</u></b>								
<b>Operating</b>								
575.58-70	Bank Charges and Fees	28,014	30,000	8,375	30,000	30,000	-	0.00%
	Charge Back					55,406	55,406	#DIV/0!
579.71-20	Debt	0	0	0	11,163	8,629	(2,534)	-22.70%
	<b>Department Total</b>	<b>28,014</b>	<b>30,000</b>	<b>8,375</b>	<b>41,163</b>	<b>94,035</b>	<b>52,872</b>	<b>128.44%</b>

City of Lake Worth Beach  
 Fiscal Year 2023 Budget  
 404 Golf Fund

draft

G/L No.	Account Name	FY 2020 Actual	FY 2021 Budget	FY 2021 Actual	FY 2022 Budget	FY 2023 Revised Budget	FY 2022 to FY 2023 Change	Percent Change
	<b>Total Expenses</b>	<b>1,171,932</b>	<b>1,278,502</b>	<b>1,201,130</b>	<b>1,414,057</b>	<b>1,526,425</b>	<b>112,368</b>	<b>7.95%</b>
					1.05	-	-	
	<b>Net Revenues</b>	<b>142,672</b>	<b>998</b>	<b>278,382</b>	<b>39,443</b>	<b>2,075</b>	<b>(37,368)</b>	<b>-94.74%</b>
						-	(0)	

City of Lake Worth Beach  
Fiscal Year 2023 Budget 405 Regional Sewer

draft

1.1

G/L No.	Account Name	FY 2020 Actual	FY 2021 Budget	FY 2021 Actual	FY 2022 Budget	FY 2023 Revised Budget	FY 2022 to FY 2023 Change	Percent Change
<b>REVENUES</b>								
343.53-59	Lake Clark Shores	69,568	17,391	17,392	14,804	14,804	-	0.00%
343.54-51	Lake Worth	0	0	0	149,571	149,571	-	0.00%
343.54-52	Palm Springs	0	0	0	96,021	96,021	-	0.00%
343.54-53	Lantana	0	0	0	47,919	47,919	-	0.00%
343.54-54	Atlantis	0	0	0	14,360	14,360	-	0.00%
343.54-55	PBCC	0	0	0	3,198	3,198	-	0.00%
343.54-56	Manalapan	0	0	0	4,501	4,501	-	0.00%
343.54-57	South Palm Beach	0	0	0	10,126	10,126	-	0.00%
343.55-51	Lake Worth	3,785,037	3,705,470	3,878,536	3,741,934	4,110,657	368,723	9.85%
343.55-52	Palm Springs	1,877,111	1,740,566	1,780,994	1,755,804	1,965,831	210,027	11.96%
343.55-53	Lantana	1,103,771	1,034,796	1,195,180	1,042,662	1,229,061	186,399	17.88%
343.55-54	Atlantis	326,497	314,715	312,560	317,362	347,362	30,000	9.45%
343.55-55	PBCC	20,842	32,929	23,101	27,227	24,009	(3,218)	-11.82%
343.55-56	Manalapan	72,025	63,520	69,776	76,454	77,317	863	1.13%
343.55-57	South Palm Beach	163,486	145,042	154,081	153,713	173,215	19,502	12.69%
343.55-59	Lake Clark Shores	355,818	336,363	375,582	338,286	400,099	61,813	18.27%
343.56-51	Lake Worth	572,437	589,610	589,611	607,298	746,758	139,460	22.96%
343.56-52	Palm Springs	367,490	378,515	378,515	389,870	479,400	89,530	22.96%
343.56-53	Lantana	183,394	188,896	188,895	194,562	239,242	44,680	22.96%
343.56-54	Atlantis	54,959	56,608	56,603	58,306	71,696	13,390	22.97%
343.56-55	PBCC	12,238	12,605	12,604	12,984	15,965	2,981	22.96%
343.56-56	Manalapan	17,224	17,741	17,745	18,273	22,470	4,197	22.97%
343.56-57	South Palm Beach	38,755	39,917	39,919	41,115	50,557	9,442	22.96%
343.56-59	Lake Clark Shores	56,659	58,359	58,361	60,109	73,913	13,804	22.96%
	<b>Total Revenues</b>	<b>9,077,310</b>	<b>8,733,043</b>	<b>9,149,454</b>	<b>9,176,459</b>	<b>10,368,052</b>	<b>1,191,593</b>	<b>12.99%</b>
					0	-	-	
<b>EXPENDITURES</b>								
<b>7421- Regional Sewer; Pumping</b>								
<b>Salaries and Benefits</b>								
12-10	Regular	151,532	154,858	152,560	163,519	164,718	1,199	0.73%
14-10	Standard Overtime	21,009	10,000	13,503	25,000	25,500	500	2.00%
	Longevity					2,156	2,156	#DIV/0!
21-00	FICA Taxes	12,681	12,311	12,800	12,509	14,552	2,043	16.33%
22-10	Defined Benefit Plan	77,727	35,373	4,571	39,291	40,599	1,308	3.33%
23-00	Life & Health Insurance	32,912	37,312	35,821	45,442	42,258	(3,184)	-7.01%
24-10	Workers' Compensation	6,362	4,042	3,235	4,338	4,511	173	3.98%
	<i>Subtotal</i>	302,223	253,896	222,490	290,099	294,293	4,194	1.45%
<b>Operating</b>								
535.31-90	Professional Services Other	52,178	53,000	50,062	115,000	85,000	(30,000)	-26.09%
535.32-00	Accounting & Auditing	4,768	6,232	5,265	10,000	16,441	6,441	64.41%
535.34-50	Other Contractual Services	72,045	67,000	54,403	69,000	70,380	1,380	2.00%
535.34-75	Right of Way	1,162	1,200	1,197	1,500	1,530	30	2.00%
535.34-80	Reg System Expense	355,689	360,000	378,834	360,000	380,000	20,000	5.56%
535.34-84	Regional Exp - Flow-Contra	0	0	0	-1,050,842	(500,000)	550,842	-52.42%
535.34-85	Regional Exp - Flow	3,748,654	5,387,694	5,178,762	6,422,705	6,551,200	128,495	2.00%
535.34-87	Regional Exp - ECR R&R	1,303,156	1,342,251	1,342,251	1,382,518	1,700,000	317,482	22.96%
535.40-10	Training/Registration	1,400	0	0	2,500	2,500	-	0.00%
535.43-10	Water	19,209	20,000	20,114	25,000	26,000	1,000	4.00%
535.43-20	Sewer	2,376	1,700	2,395	1,800	2,500	700	38.89%
535.43-30	Electricity	162,247	135,000	154,761	170,000	176,375	6,375	3.75%
535.43-40	Refuse/Waste Disposal	3,326	3,500	3,326	3,500	3,600	100	2.86%
535.45-10	Property/Liability	36,914	36,914	36,914	36,914	42,451	5,537	15.00%
535.46-21	Equipment-General	10,825	112,000	45,194	60,000	118,000	58,000	96.67%

City of Lake Worth Beach  
Fiscal Year 2023 Budget 405 Regional Sewer

draft

G/L No.	Account Name	FY 2020 Actual	FY 2021 Budget	FY 2021 Actual	FY 2022 Budget	FY 2023 Revised Budget	FY 2022 to FY 2023 Change	Percent Change
535.46-22	Equipment-Garage	7,488	4,600	6,900	6,900	7,590	690	10.00%
535.46-27	Heavy Equip-ext repairs	28,859	75,000	74,910	80,000	82,600	2,600	3.25%
535.46-60	Meters/Lines	20,887	40,000	36,613	43,000	44,400	1,400	3.26%
535.51-10	Office Supplies	0	0	0	1,500	1,600	100	6.67%
535.52-10	Gas, Lubricants & Oil	6,095	13,000	11,839	18,000	18,600	600	3.33%
535.52-20	Small Tools & Equipment	2,035	2,000	1,686	4,000	4,200	200	5.00%
535.52-30	Chemicals	265,168	302,249	297,581	290,000	300,000	10,000	3.45%
	<i>Subtotal</i>	6,104,481	7,963,340	7,703,006	8,052,995	9,134,967	1,081,972	13.44%
	Department Total	6,406,704	8,217,236	7,925,497	8,343,094	9,429,261	1,086,167	13.02%
						(0)	-	
<b>9010- Golf NonDepartmental</b>								
<b>Operating</b>								
519.58-70	Bank Charges and Fees	7	1,013	38	1,013	3,900	2,887	285.00%
535.34-95	Interfund Admins Services	308,180	493,088	493,088	734,308	734,308	-	0.00%
	Department Total	308,187	494,101	493,126	735,321	738,208	2,887	0.39%
	<b>Total Expenses</b>	<b>6,714,891</b>	<b>8,711,337</b>	<b>8,418,623</b>	<b>9,078,415</b>	<b>10,167,469</b>	<b>1,089,054</b>	<b>12.00%</b>
					(0.37)	(0)	-	
	Net Revenues	2,362,419	21,706	730,831	98,044	200,583	102,539	104.59%
						0	-	

City of Lake Worth Beach  
Fiscal Year 2023 Budget  
408 Stormwater

draft

								1.1
G/L No.	Account Name	FY 2020 Actual	FY 2021 Budget	FY 2021 Actual	FY 2022 Budget	FY 2023 Revised Budget	FY 2022 to FY 2023 Change	Percent Change
<b><u>REVENUES</u></b>								
311.10-30	Delinquent	7,912	15,000	4,862	13,900	8,000	(5,900)	-42.45%
311.10-50	Interest - Delinquent	5,429	5,000	1,357	5,000	5,000	-	0.00%
343.70-10	S/Water Fees Residential	1,279,002	1,277,639	1,277,905	1,315,967	1,315,967	-	0.00%
343.70-20	S/Water Fees Commercial	703,469	725,629	718,822	748,000	748,000	-	0.00%
343.70-30	Discount	-65,249	-63,481	-66,250	-63,481	(63,500)	(19)	0.03%
361.10-10	Investments	47,397	47,740	10,128	50,000	50,000	-	0.00%
361.10-20	Tax Collections	4,023	4,000	3,600	4,000	4,000	-	0.00%
361.10-40	Assessments	69	150	91	150	150	-	0.00%
<b>Total Revenues</b>		<b>1,982,052</b>	<b>2,011,677</b>	<b>1,950,514</b>	<b>2,073,536</b>	<b>2,067,617</b>	<b>-5,919</b>	<b>-0.29%</b>
					0	-	-	
<b><u>EXPENDITURES</u></b>								
<b>5090- Stormwater Utility</b>								
<b>Salaries and Benefits</b>								
12-10	Regular	287,321	290,713	282,743	304,173	299,815	(4,358)	-1.43%
13-10	Part-time	0	0	0	0	-	-	#DIV/0!
14-10	Standard Overtime	8,656	5,000	7,902	5,000	8,000	3,000	60.00%
15-10	Longevity	533	0	675	900	2,038	1,138	126.47%
15-30	Other Pays	5,094	58	4,465	0	2,700	2,700	#DIV/0!
21-00	FICA Taxes	22,600	23,112	22,081	23,215	23,548	333	1.43%
22-10	Defined Benefit Plan	150,759	66,406	-24,891	72,917	73,898	981	1.35%
22-20	401-a Plan	0	0	0	0	-	-	#DIV/0!
23-00	Life & Health Insurance	51,770	56,107	55,813	61,948	75,589	13,641	22.02%
24-10	Workers' Compensation	13,117	9,848	7,449	11,649	16,158	4,509	38.70%
<i>Subtotal</i>		539,850	451,244	356,237	479,802	501,746	21,944	4.57%
<b>Operating</b>								
538.31-10	Legal	1,176	2,000	358	2,000	2,000	-	0.00%
538.31-50	Internal IT Support	16,640	24,001	24,001	23,195	26,698	3,503	15.10%
538.31-90	Professional Services Other	42,884	58,370	46,614	49,000	50,000	1,000	2.04%
538.34-10	Maintenance	0	10,000	0	10,000	10,000	-	0.00%
538.34-50	Other Contractual Services	81,794	170,454	110,050	175,000	120,000	(55,000)	-31.43%
538.34-60	Commissions	18,286	28,000	18,500	20,000	20,000	-	0.00%
538.34-70	Tipping Fees	0	5,000	0	5,000	-	(5,000)	-100.00%
538.34-75	Right of Way	7,808	10,000	8,042	10,000	8,000	(2,000)	-20.00%
538.40-10	Training/Registration	1,575	1,500	0	1,500	1,500	-	0.00%
538.40-20	Lodging/Transportation	0	570	0	570	570	-	0.00%
538.45-10	Property/Liability	23,404	26,914	26,914	26,914	30,951	4,037	15.00%
538.46-22	Equipment-Garage	6,900	6,900	6,900	6,900	7,590	690	10.00%
538.46-26	Heavy Equipment	7,165	15,000	11,814	10,000	10,000	-	0.00%
538.46-27	Heavy Equip-ext repairs	13,869	50,000	37,224	30,000	30,000	-	0.00%
538.46-40	Infrastructure	44,332	30,000	15,906	50,000	40,000	(10,000)	-20.00%
538.48-00	Promotional Activities	0	200	0	200	200	-	0.00%
538.51-10	Office Supplies	1,171	500	173	500	500	-	0.00%
538.52-10	Gas, Lubricants & Oil	3,551	7,000	4,077	7,000	6,000	(1,000)	-14.29%
538.52-20	Small Tools & Equipment	5,848	6,000	5,726	6,000	6,000	-	0.00%
538.52-40	Uniforms	818	2,340	600	1,000	1,000	-	0.00%
538.52-90	Other	0	2,000	-398	1,000	1,000	-	0.00%
<i>Subtotal</i>		277,219	456,749	316,501	435,779	372,009	-63,770	-14.63%
<b>Department Total</b>		<b>817,069</b>	<b>907,993</b>	<b>672,738</b>	<b>915,581</b>	<b>873,755</b>	<b>-41,826</b>	<b>-4.57%</b>
					(0)	-		
<b>5099- Stormwater Utility; Street Sweeping</b>								
<b>Salaries and Benefits</b>								

City of Lake Worth Beach  
Fiscal Year 2023 Budget  
408 Stormwater

draft

G/L No.	Account Name	FY 2020 Actual	FY 2021 Budget	FY 2021 Actual	FY 2022 Budget	FY 2023 Revised Budget	FY 2022 to FY 2023 Change	Percent Change
12-10	Regular	144,965	157,002	147,554	165,032	115,003	(50,029)	-30.31%
15-10	Longevity	158	0	75	525	687	162	30.86%
21-00	FICA Taxes	10,605	12,482	11,245	12,625	8,798	(3,827)	-30.32%
22-10	Defined Benefit Plan	18,675	32,249	31,445	35,739	28,346	(7,393)	-20.69%
22-20	401-a Plan	1,596	1,582	972	1,630	-	(1,630)	-100.00%
23-00	Life & Health Insurance	32,240	39,537	42,708	36,807	24,242	(12,565)	-34.14%
24-10	Workers' Compensation	8,697	6,289	4,797	11,228	7,999	(3,229)	-28.76%
	<i>Subtotal</i>	<b>216,937</b>	<b>249,141</b>	<b>238,794</b>	<b>263,586</b>	<b>185,074</b>	<b>-78,512</b>	<b>-29.79%</b>
<b>Operating</b>						-	-	
538.31-50	Internal IT Support	11,098	1,530	1,530	1,530	-	(1,530)	-100.00%
538.34-50	Other Contractual Services	115,607	140,000	42,840	120,000	80,000	(40,000)	-33.33%
538.34-70	Tipping Fees	5,683	72,000	28,372	10,000	10,000	-	0.00%
538.40-10	Training/Registration	50	500	0	500	500	-	0.00%
538.40-20	Lodging/Transportation	0	0	0	500	500	-	0.00%
538.45-10	Property/Liability	15,617	17,958	17,958	17,959	19,216	1,257	7.00%
538.46-27	Heavy Equip-ext repairs	0	20,000	18,281	1,000	1,000	-	0.00%
538.52-20	Small Tools & Equipment	0	8,750	0	750	750	-	0.00%
	<i>Subtotal</i>	<b>148,055</b>	<b>260,738</b>	<b>108,980</b>	<b>152,239</b>	<b>111,966</b>	<b>-40,273</b>	<b>-26.45%</b>
	<b>Department Total</b>	<b>364,992</b>	<b>509,879</b>	<b>347,775</b>	<b>415,825</b>	<b>297,040</b>	<b>-118,785</b>	<b>-28.57%</b>
						-	-	
<b>9010- Stormwater Utility: Street Sweeping</b>								
<b>Non-Departmental</b>								
519.58-70	Bank Charges and Fees	14,333	7,000	1,259	7,000	7,000	-	0.00%
519.71-20	Debt	0	0	0	389,833	575,989	186,156	47.75%
538.34-95	Interfund Admins Services	73,350	77,750	77,750	112,133	112,133	-	0.00%
538.49-70	Contribution to General Fund	201,570	201,570	201,570	165,883	165,883	-	0.00%
	<b>Department Total</b>	<b>289,253</b>	<b>286,320</b>	<b>280,579</b>	<b>674,849</b>	<b>861,005</b>	<b>186,156</b>	<b>27.58%</b>
						-	-	
	<b>Total Expenditures</b>	<b>1,471,315</b>	<b>1,704,192</b>	<b>1,301,092</b>	<b>2,006,255</b>	<b>2,031,800</b>	<b>25,545</b>	<b>1.27%</b>
					-1	0	-	
	<b>Net Revenues</b>	<b>510,738</b>	<b>307,485</b>	<b>649,422</b>	<b>67,281</b>	<b>35,817</b>	<b>(31,464)</b>	<b>-46.76%</b>
						(0)	0	



City of Lake Worth Beach  
Fiscal Year 2023 Budget 410 Refuse

Draft

						562,298		1.1
G/L No.	Account Name	FY 2020 Actual	FY 2021 Budget	FY 2021 Actual	FY 2022 Budget	FY 2023 Revised Budget	FY 2022 to FY 2023 Change	Percent Change
<b><u>REVENUES</u></b>								
311.10-30	Delinquent	18,104	25,000	5,113	25,000	25,000	-	0.00%
311.10-50	Interest - Delinquent	14,047	8,900	2,765	8,900	8,900	-	0.00%
313.80-00	Refuse	104,165	95,000	117,539	95,000	95,000	-	0.00%
343.40-10	Refuse Fees- Residential	3,425,527	3,508,400	3,647,278	3,430,000	3,430,000	-	0.00%
343.40-20	Refuse-Fees Commercial	2,818,673	2,865,000	2,876,918	2,800,000	2,800,000	-	0.00%
343.40-25	Discount	-92,702	-110,077	-100,021	-110,077	(110,077)	-	0.00%
343.40-30	Special Collections	209,535	260,000	334,160	230,000	230,000	-	0.00%
343.40-31	Tax Exempt	0	500	0	500	500	-	0.00%
343.40-40	Tipping Fees	7,010	12,000	7,165	10,000	10,000	-	0.00%
343.40-50	Recycling Fees-Commercial	85,089	125,000	63,385	85,000	85,000	-	0.00%
343.40-55	Recycling Fee-Residential	367	25,000	371	10,000	10,000	-	0.00%
343.40-70	Refuse Fees - Roll Offs	0	20,000	0	20,000	20,000	-	0.00%
361.10-10	Investments	102,054	30,000	12,639	90,000	90,000	-	0.00%
361.10-40	Assessments	760	4,000	1,006	4,000	4,000	-	0.00%
369.90-27	Assessment Income	238	1,250	427	1,250	1,250	-	0.00%
	<b>Total Revenues</b>	<b>6,692,869</b>	<b>6,869,973</b>	<b>6,968,743</b>	<b>6,699,573</b>	<b>6,699,573</b>	<b>-</b>	<b>0.00%</b>
					0	-	-	
<b><u>EXPENDITURES</u></b>								
<b>5081- Refuse Collections</b>								
<b>Salaries and Benefits</b>								
12-10	Regular	791,878	891,066	783,326	823,954	918,067	94,113	11.42%
13-10	Part-time	5,744	5,171	20	35,928	-	(35,928)	-100.00%
14-10	Standard Overtime	80,913	80,000	105,126	80,000	80,000	-	0.00%
15-10	Longevity	6,209	6,075	4,896	5,775	5,678	(98)	-1.69%
15-30	Other Pays	1,267	242	699	1,260	3,330	2,070	164.29%
21-00	FICA Taxes	67,054	71,251	61,564	65,694	76,352	10,658	16.22%
22-10	Defined Benefit Plan	501,886	203,540	-115,146	197,714	226,284	28,570	14.45%
22-20	401-a Plan	0	0	0	0	-	-	#DIV/0!
23-00	Life & Health Insurance	201,771	257,219	252,875	221,946	238,521	16,575	7.47%
24-10	Workers' Compensation	70,002	46,095	29,800	51,386	53,892	2,506	4.88%
	<i>Subtotal</i>	<i>1,726,722</i>	<i>1,560,659</i>	<i>1,123,161</i>	<i>1,483,657</i>	<i>1,602,122</i>	<i>118,465</i>	<i>7.98%</i>
<b>Operating</b>								
534.31-50	Internal IT Support	16,824	29,829	29,829	28,719	32,962	4,243	14.77%
534.34-50	Other Contractual Services	25,247	41,246	32,686	35,000	35,000	-	0.00%
534.34-51	City Contractual Services	6,426	5,349	5,294	10,000	10,000	-	0.00%
534.34-60	Commissions	26,768	32,000	28,306	32,000	32,000	-	0.00%
534.34-70	Tipping Fees	367,128	380,000	380,000	380,000	380,000	-	0.00%
534.40-10	Training/Registration	1,498	4,000	2,100	4,500	4,500	-	0.00%
534.40-20	Lodging/Transportation	0	500	0	500	500	-	0.00%
534.41-30	Postage & Freight	0	30	0	30	30	-	0.00%
534.43-10	Water	5,888	4,000	2,563	4,000	4,000	-	0.00%
534.43-20	Sewer	354	400	635	400	400	-	0.00%
534.43-30	Electricity	975	1,400	973	1,400	1,400	-	0.00%
534.43-40	Refuse/Waste Disposal	161,524	170,000	160,354	170,000	170,000	-	0.00%
534.45-10	Property/Liability	63,028	72,483	72,483	72,483	83,355	10,872	15.00%
534.46-21	Equipment-General	21	1,000	0	1,000	1,000	-	0.00%
534.46-22	Equipment-Garage	19,925	35,400	19,925	48,100	36,740	(11,360)	-23.62%
534.46-26	Heavy Equipment	214,843	200,000	281,543	200,000	200,000	-	0.00%
534.46-27	Heavy Equip-ext repairs	110,415	110,000	90,448	110,000	110,000	-	0.00%
534.47-00	Printing & Binding	3,846	4,589	2,597	6,700	6,700	-	0.00%
534.48-00	Promotional Activities	2,312	2,500	46	2,500	2,500	-	0.00%
534.51-10	Office Supplies	313	410	230	410	410	-	0.00%
534.52-10	Gas, Lubricants & Oil	79,100	110,000	58,308	110,000	110,000	-	0.00%

City of Lake Worth Beach  
Fiscal Year 2023 Budget 410 Refuse

Draft

G/L No.	Account Name	FY 2020 Actual	FY 2021 Budget	FY 2021 Actual	FY 2022 Budget	FY 2023 Revised Budget	FY 2022 to FY 2023 Change	Percent Change
534.52-20	Small Tools & Equipment	5,625	11,000	10,709	10,000	10,000	-	0.00%
534.52-40	Uniforms	2,591	3,000	3,177	3,000	3,000	-	0.00%
534.52-90	Other	3,242	4,391	3,160	7,000	7,000	-	0.00%
534.64-30	Vehicles	0	500,000	0	500,000	2,608	(497,392)	-99.48%
	<i>Subtotal</i>	1,117,891	1,723,527	1,185,366	1,737,742	1,244,105	-493,637	-28.41%
	Department Total	<b>2,844,614</b>	<b>3,284,186</b>	<b>2,308,527</b>	<b>3,221,399</b>	<b>2,846,228</b>	<b>-375,171</b>	<b>-11.65%</b>
						0	-	
<b><u>5082- Refuse Commercial</u></b>								
<b>Salaries and Benefits</b>								
12-10	Regular	263,344	268,042	239,031	281,661	290,065	8,404	2.98%
13-10	Part-time	4,425	5,171	20	0	-	-	#DIV/0!
14-10	Standard Overtime	26,873	22,500	32,415	22,500	22,500	-	0.00%
15-10	Longevity	3,555	3,675	4,821	4,875	4,017	(858)	-17.60%
15-30	Other Pays	824	228	455	0	819	819	#DIV/0!
21-00	FICA Taxes	21,840	21,720	20,505	21,547	23,911	2,364	10.97%
22-10	Defined Benefit Plan	86,689	61,227	53,714	67,680	71,495	3,815	5.64%
22-20	401-a Plan	0	0	0	0	-	-	#DIV/0!
23-00	Life & Health Insurance	65,998	73,346	67,345	75,332	83,000	7,668	10.18%
24-10	Workers' Compensation	21,257	15,496	8,112	15,259	16,185	926	6.07%
	<i>Subtotal</i>	494,803	471,405	426,418	488,854	511,992	23,138	4.73%
<b>Operating</b>								
534.31-50	Internal IT Support	14,420	28,397	28,397	26,603	31,034	4,431	16.66%
534.34-50	Other Contractual Services	4,526	8,200	5,103	7,000	7,000	-	0.00%
534.34-51	City Contractual Services	14,602	7,500	2,700	7,500	7,500	-	0.00%
534.34-70	Tipping Fees	410,000	420,000	469,941	420,000	420,000	-	0.00%
534.40-10	Training/Registration	238	500	0	500	500	-	0.00%
534.40-20	Lodging/Transportation	0	500	0	500	500	-	0.00%
534.41-30	Postage & Freight	0	240	0	240	30	(210)	-87.50%
534.43-10	Water	5,888	4,000	2,563	4,000	4,000	-	0.00%
534.43-20	Sewer	354	350	635	350	400	50	14.29%
534.43-30	Electricity	975	1,400	973	1,400	1,400	-	0.00%
534.43-40	Refuse/Waste Disposal	119	150	119	150	150	-	0.00%
534.45-10	Property/Liability	64,249	73,887	73,887	73,887	84,970	11,083	15.00%
534.46-22	Equipment-Garage	13,025	0	13,025	9,800	10,780	980	10.00%
534.46-26	Heavy Equipment	78,479	60,000	95,288	60,000	60,000	-	0.00%
534.46-27	Heavy Equip-ext repairs	82,272	100,000	99,564	100,000	100,000	-	0.00%
534.47-00	Printing & Binding	0	0	0	0	5,000	5,000	#DIV/0!
534.51-10	Office Supplies	260	410	0	410	410	-	0.00%
534.52-10	Gas, Lubricants & Oil	30,185	45,000	17,529	45,000	45,000	-	0.00%
534.52-20	Small Tools & Equipment	6,648	9,750	4,899	10,750	10,000	(750)	-6.98%
534.52-32	Dumpsters/Receptacle	109,873	141,800	115,262	120,000	120,000	-	0.00%
534.52-40	Uniforms	402	2,375	2,571	2,000	2,000	-	0.00%
534.52-90	Other	267	500	187	500	500	-	0.00%
	<i>Subtotal</i>	836,782	904,959	932,642	890,590	911,174	20,584	2.31%
	Department Total	<b>1,331,585</b>	<b>1,376,364</b>	<b>1,359,060</b>	<b>1,379,444</b>	<b>1,423,166</b>	<b>43,722</b>	<b>3.17%</b>
						0	-	
<b><u>5083- Refuse Recycling</u></b>								
<b>Salaries and Benefits</b>								
12-10	Regular	210,032	217,992	224,739	240,826	285,533	44,707	18.56%
13-10	Part-time	8,849	10,342	41	0	-	-	#DIV/0!
14-10	Standard Overtime	17,531	25,000	13,703	25,000	25,000	-	0.00%
15-10	Longevity	1,068	525	-54	1,800	774	(1,026)	-57.00%
15-30	Other Pays	443	2,167	2,391	0	441	441	#DIV/0!
21-00	FICA Taxes	17,890	18,153	13,797	18,423	23,756	5,333	28.95%
22-10	Defined Benefit Plan	42,209	49,794	46,012	57,867	70,378	12,511	21.62%
22-20	401-a Plan	0	0	0	0	-	-	#DIV/0!

City of Lake Worth Beach  
Fiscal Year 2023 Budget 410 Refuse

Draft

G/L No.	Account Name	FY 2020 Actual	FY 2021 Budget	FY 2021 Actual	FY 2022 Budget	FY 2023 Revised Budget	FY 2022 to FY 2023 Change	Percent Change
23-00	Life & Health Insurance	34,902	41,085	38,022	47,185	88,772	41,587	88.14%
24-10	Workers' Compensation	13,198	5,906	6,068	9,789	12,800	3,011	30.75%
	<i>Subtotal</i>	346,121	370,964	344,719	400,890	507,453	106,563	26.58%
<b>Operating</b>						-	-	
534.31-50	Internal IT Support	11,523	25,834	25,834	24,168	28,206	4,038	16.71%
534.34-50	Other Contractual Services	1,725	3,300	2,627	3,300	3,300	-	0.00%
534.34-51	City Contractual Services	5,770	9,621	8,101	10,000	10,310	310	3.10%
534.40-10	Training/Registration	275	1,200	0	1,200	1,200	-	0.00%
534.40-20	Lodging/Transportation	614	1,500	134	1,500	1,500	-	0.00%
534.41-30	Postage & Freight	0	500	0	500	500	-	0.00%
534.43-10	Water	5,464	4,000	2,423	4,000	4,000	-	0.00%
534.43-20	Sewer	354	350	635	350	350	-	0.00%
534.43-30	Electricity	975	1,200	973	1,200	1,000	(200)	-16.67%
534.43-40	Refuse/Waste Disposal	544	150	259	150	350	200	133.33%
534.45-10	Property/Liability	4,849	5,577	5,577	5,577	6,414	837	15.00%
534.46-26	Heavy Equipment	28,844	20,000	31,018	20,000	25,000	5,000	25.00%
534.46-27	Heavy Equip-ext repairs	13,307	25,000	222	25,000	20,000	(5,000)	-20.00%
534.47-00	Printing & Binding	870	3,700	1,826	6,500	6,500	-	0.00%
534.48-00	Promotional Activities	25,680	34,779	22,935	40,000	40,000	-	0.00%
534.51-10	Office Supplies	341	310	0	310	310	-	0.00%
534.52-10	Gas, Lubricants & Oil	14,752	15,000	8,071	15,000	15,000	-	0.00%
534.52-20	Small Tools & Equipment	738	8,000	6,686	8,000	8,000	-	0.00%
534.52-40	Uniforms	6,660	2,625	1,681	3,000	3,000	-	0.00%
534.52-90	Other	0	400	0	400	400	-	0.00%
534.54-00	Books, Publ, Subsc & Memb	954	1,300	961	1,300	1,300	-	0.00%
	<i>Subtotal</i>	124,239	164,346	119,963	171,455	176,640	5,185	3.02%
	Department Total	470,359	535,310	464,682	572,345	684,092	111,747	19.52%
						(0)	-	
<b>5084- Refuse RollOffs</b>								
<b>Salaries and Benefits</b>								
12-10	Regular	46,480	67,321	57,107	69,558	71,646	2,088	3.00%
14-10	Standard Overtime	2,242	4,000	2,467	4,000	4,000	-	0.00%
15-10	Longevity	1,540	1,425	-54	1,275	173	(1,103)	-86.47%
21-00	FICA Taxes	3,562	5,352	4,254	5,321	5,787	466	8.76%
22-10	Defined Benefit Plan	15,343	15,378	14,030	16,714	17,659	945	5.65%
23-00	Life & Health Insurance	17,840	19,190	17,411	21,311	14,936	(6,375)	-29.91%
24-10	Workers' Compensation	4,053	2,607	1,778	4,339	4,604	265	6.10%
	<i>Subtotal</i>	91,059	115,273	96,994	122,518	118,804	-3,714	-3.03%
<b>Operating</b>						-	-	
534.31-50	Internal IT Support	10,005	24,391	24,391	22,723	26,644	3,921	17.26%
534.31-90	Professional Services Other	4,227	6,000	4,087	6,000	6,000	-	0.00%
534.34-51	City Contractual Services	775	11,281	9,546	10,000	10,000	-	0.00%
534.34-70	Tipping Fees	5,137	26,000	0	26,000	26,000	-	0.00%
534.41-30	Postage & Freight	0	100	0	100	100	-	0.00%
534.43-10	Water	5,888	2,500	2,562	2,500	2,500	-	0.00%
534.43-20	Sewer	354	400	635	400	400	-	0.00%
534.43-30	Electricity	975	1,300	973	1,300	1,300	-	0.00%
534.43-40	Refuse/Waste Disposal	119	130	119	130	130	-	0.00%
534.44-20	Operating/Capital Leasing	3,414	3,700	3,569	3,700	3,700	-	0.00%
534.45-10	Property/Liability	130	149	149	149	171	22	15.00%
534.46-26	Heavy Equipment	1,899	6,000	12,329	6,000	6,000	-	0.00%
534.46-27	Heavy Equip-ext repairs	4,071	6,000	597	6,000	6,000	-	0.00%
534.52-10	Gas, Lubricants & Oil	3,329	5,000	862	6,000	6,000	-	0.00%
534.52-32	Dumpsters/Receptacle	8,267	11,300	11,300	20,000	20,000	-	0.00%
	<i>Subtotal</i>	48,588	104,251	71,119	111,002	114,945	3,943	3.55%
	Department Total	139,647	219,524	168,113	233,520	233,749	229	0.10%
						0	-	

City of Lake Worth Beach  
Fiscal Year 2023 Budget 410 Refuse

Draft

G/L No.	Account Name	FY 2020 Actual	FY 2021 Budget	FY 2021 Actual	FY 2022 Budget	FY 2023 Revised Budget	FY 2022 to FY 2023 Change	Percent Change
<b><u>5084- Refuse NonDepartmental</u></b>								
<b>Operating</b>								
519.58-70	Bank Charges and Fees	21,053	8,000	1,925	8,000	8,000	-	0.00%
519.71-20	Debt	0	0	0	78,138	103,304	25,166	32.21%
534.34-95	Interfund Admins Services	250,770	250,770	250,770	250,770	250,770	-	0.00%
534.49-70	Contribution to General Fund	601,797	601,799	601,799	535,966	535,966	-	0.00%
581.91-53	I/S Fund - Garage	0	52,000	0	52,000	52,000	-	0.00%
	<b>Department Total</b>	<b>873,620</b>	<b>912,569</b>	<b>854,494</b>	<b>924,874</b>	<b>950,040</b>	<b>25,166</b>	<b>2.72%</b>
						-	-	
	<b>Total Expenses</b>	<b>5,659,826</b>	<b>6,327,953</b>	<b>5,154,877</b>	<b>6,331,582</b>	<b>6,137,275</b>	<b>-194,307</b>	<b>-3.07%</b>
					-2	0	-	
	<b>Net Revenues</b>	<b>1,033,043</b>	<b>542,020</b>	<b>1,813,866</b>	<b>367,991</b>	<b>562,298</b>	<b>194,307</b>	<b>52.80%</b>
						(0)	0	

City of Lake Worth Beach  
Fiscal Year 2023 Budget  
510 IT

Draft

							8,276		1.1
Account Code	Account Name	FY 2020 Actual	FY 2021 Budget	FY 2021 Actual	FY 2022 Budget	FY 2023 Revised Budget	FY 2022 to FY 2023 Change	Percent Change	
<b><u>REVENUES</u></b>									
341.20-10	General Fund	715,870	920,563	934,003	1,086,597	1,146,830	60,233	5.54%	
341.20-15	Beach Fund	49,082	74,832	74,832	102,087	111,368	9,281	9.09%	
341.20-20	Electric Fund	552,856	599,856	599,855	676,308	747,531	71,223	10.53%	
341.20-25	Water Fund	130,652	180,437	180,438	187,208	208,790	21,582	11.53%	
341.20-30	Local Sewer Fund	37,316	180,437	46,277	187,655	65,198	(122,457)	-65.26%	
341.20-40	Golf Fund	27,280	33,316	33,316	35,826	38,914	3,088	8.62%	
341.20-55	Stormwater Fund	27,738	25,531	25,531	23,195	26,698	3,503	15.10%	
341.20-60	Sanitation Fund	52,772	55,679	108,451	102,214	118,846	16,632	16.27%	
341.20-65	Building Services Fund	77,429	73,711	73,711	95,609	106,335	10,726	11.22%	
341.20-75	Garage Fund	30,245	29,289	29,289	29,992	33,460	3,468	11.56%	
341.20-80	Self Insurance Fund	8,245	8,246	3,602	5,101	9,693	4,592	90.02%	
341.20-95	Utility Conservation Fund	7,257	15,320	15,321	7,074	7,892	818	11.56%	
341.20-99	Benefit Fund	21,454	23,955	24,673	21,335	-	(21,335)	-100.00%	
	<b>Total Revenues</b>	<b>1,738,196</b>	<b>2,221,172</b>	<b>2,149,299</b>	<b>2,560,201</b>	<b>2,621,555</b>	<b>61,354</b>	<b>2.40%</b>	
					0	-	-		
<b><u>EXPENDITURES</u></b>									
<b><u>1520- IT</u></b>									
<b>Salaries and Benefits</b>									
12-10	Regular	563,462	548,623	514,559	534,882	590,612	55,730	10.42%	
13-10	Part-time	0	0	0	0	23,299	23,299	#DIV/0!	
14-10	Standard Overtime	10,933	6,000	12,624	6,000	13,000	7,000	116.67%	
15-10	Longevity	2,700	2,850	1,725	1,950	2,700	750	38.46%	
15-30	Other Pays	6,285	3,600	3,224	4,500	5,400	900	20.00%	
21-00	FICA Taxes	44,135	43,616	39,830	40,918	47,959	7,041	17.21%	
22-10	Defined Benefit Plan	98,472	95,623	93,048	128,525	145,573	17,048	13.26%	
22-20	401-a Plan	5,279	13,000	0	0	-	-	#DIV/0!	
23-00	Life & Health Insurance	60,932	63,291	62,618	86,196	102,711	16,515	19.16%	
24-10	Workers' Compensation	1,333	1,024	569	883	3,911	3,028	342.97%	
	<i>Subtotal</i>	<b>793,531</b>	<b>777,627</b>	<b>728,197</b>	<b>803,854</b>	<b>935,165</b>	<b>131,311</b>	<b>16.34%</b>	
<b>Operating</b>						-	-		
519.31-90	Professional Services Other	154,280	227,822	190,515	223,600	222,650	(950)	-0.42%	
519.34-50	Other Contractual Services	0	0	0	48,484	-	(48,484)	-100.00%	
519.40-10	Training/Registration	4,402	41,000	-2,484	52,000	52,000	-	0.00%	
519.41-10	Telephone	303,687	334,520	309,881	343,180	337,780	(5,400)	-1.57%	
519.41-30	Postage & Freight	199	500	7	500	500	-	0.00%	
519.44-20	Operating/Capital Leasing	6,627	13,604	14,052	15,000	12,415	(2,585)	-17.23%	
519.45-10	Property/Liability	2,710	3,116	3,116	3,116	3,583	467	15.00%	
519.46-21	Equipment-General	36,359	125,930	49,987	155,450	153,250	(2,200)	-1.42%	
519.46-22	Equipment-Garage	19,600	9,800	19,600	9,800	10,780	980	10.00%	
519.47-00	Printing & Binding	2,454	3,811	166	2,500	2,500	-	0.00%	
519.51-10	Office Supplies	1,214	2,000	290	2,000	2,000	-	0.00%	
519.52-10	Gas, Lubricants & Oil	242	500	275	500	500	-	0.00%	
519.52-20	Small Tools & Equipment	36,586	25,000	20,038	25,000	25,000	-	0.00%	
519.52-65	Computer Software	478,824	561,900	540,787	677,284	814,067	136,783	20.20%	
519.54-00	Books, Publ, Subsc & Memb	743	820	405	820	820	-	0.00%	
519.64-40	Misc. Equipment	0	20,000	0	20,000	-	(20,000)	-100.00%	
	<i>Subtotal</i>	<b>1,047,927</b>	<b>1,370,323</b>	<b>1,146,634</b>	<b>1,579,234</b>	<b>1,637,845</b>	<b>58,611</b>	<b>3.71%</b>	
	<b>Department Total</b>	<b>1,841,458</b>	<b>2,147,950</b>	<b>1,874,831</b>	<b>2,383,088</b>	<b>2,573,010</b>	<b>189,922</b>	<b>7.97%</b>	
						(0)	-		
<b><u>5084- Refuse NonDepartmental</u></b>									
<b>Operating</b>									
579.71-20	Debt	0	0	0	52,092	40,269	(11,823)	-22.70%	
	<b>Department Total</b>	<b>0</b>	<b>0</b>	<b>0</b>	<b>52,092</b>	<b>40,269</b>	<b>(11,823)</b>	<b>-22.70%</b>	

City of Lake Worth Beach  
 Fiscal Year 2023 Budget  
 510 IT

Draft

Account Code	Account Name	FY 2020 Actual	FY 2021 Budget	FY 2021 Actual	FY 2022 Budget	FY 2023 Revised Budget	FY 2022 to FY 2023 Change	Percent Change
	<b>Total Expenses</b>	<b>1,841,458</b>	<b>2,147,950</b>	<b>1,874,831</b>	<b>2,435,180</b>	<b>2,613,279</b>	<b>178,099</b>	<b>7.31%</b>
					-1	(0)	-	
	<b>Net Revenues</b>	<b>(103,262)</b>	<b>73,222</b>	<b>274,468</b>	<b>125,021</b>	<b>8,276</b>	<b>(116,745)</b>	<b>-93.38%</b>
						0	(0)	

City of Lake Worth Beach  
Fiscal Year 2023 Budget  
520 Self Insurance

Draft

						139,865			
						FY 2023			
Account Code	Account Name	FY 2020 Actual	FY 2021 Budget	FY 2021 Actual	FY 2022 Budget	Revised Budget	FY 2022 to FY 2023 Change	Percent Change	
<b><u>REVENUES</u></b>									
341.20-10	General Fund	561,141	628,741	628,739	605,833	648,241	42,408	7.00%	
341.20-15	Beach Fund	108,583	121,756	121,758	112,795	120,691	7,896	7.00%	
341.20-16	Special Activities	0	0	0	0	47,987	47,987	#DIV/0!	
341.20-20	Electric Fund	779,036	918,042	918,043	945,586	1,011,777	66,191	7.00%	
341.20-25	Water Fund	441,471	537,692	537,692	537,692	575,332	37,640	7.00%	
341.20-30	Local Sewer Fund	61,118	90,285	90,285	70,285	75,205	4,920	7.00%	
341.20-35	Regional Sewer Fund	36,914	38,760	36,914	38,760	41,473	2,713	7.00%	
341.20-40	Golf Fund	67,846	78,022	78,022	66,900	71,583	4,683	7.00%	
341.20-55	Stormwater Fund	39,021	44,873	44,872	44,873	48,014	3,141	7.00%	
341.20-60	Sanitation Fund	132,256	152,095	152,096	152,095	162,742	10,647	7.00%	
341.20-65	Building Services Fund	1,652	1,735	1,735	1,735	1,856	121	7.00%	
341.20-70	IT Fund	2,710	3,116	3,116	3,116	3,334	218	7.00%	
341.20-75	Garage Fund	34,603	39,794	39,792	39,794	42,580	2,786	7.00%	
341.20-95	Utility Conservation Fund	3,651	3,549	4,198	3,549	3,797	248	7.00%	
341.21-10	General Fund	126,352	84,930	78,274	111,111	122,927	11,816	10.63%	
341.21-15	Beach Fund	47,417	37,416	26,299	38,094	49,242	11,148	29.26%	
341.21-16	Special Activities	0	0	0	0	3,153	3,153	#DIV/0!	
341.21-20	Electric Fund	127,006	92,832	100,013	86,495	99,349	12,854	14.86%	
341.21-25	Water Fund	103,526	70,883	52,633	75,051	75,644	593	0.79%	
341.21-30	Local Sewer Fund	38,086	26,651	18,978	28,466	26,879	(1,587)	-5.58%	
341.21-35	Regional Sewer Fund	6,362	5,430	3,235	4,338	4,511	173	3.99%	
341.21-40	Golf Fund	3,721	2,654	1,968	4,278	6,250	1,972	46.10%	
341.21-55	Stormwater Fund	21,814	16,137	12,246	22,878	24,256	1,378	6.02%	
341.21-60	Sanitation Fund	108,510	70,104	45,758	80,773	88,449	7,676	9.50%	
341.21-65	Building Service Fund	7,169	6,948	5,485	9,946	11,104	1,158	11.64%	
341.21-70	IT Fund	1,333	1,025	569	883	4,079	3,196	361.95%	
341.21-75	Garage Fund	12,464	7,383	22,759	7,602	9,420	1,818	23.91%	
341.21-81	Benefit Fund	178	140	24	181	197	16	8.84%	
361.10-10	Investments	88,311	30,000	8,726	40,000	40,000	-	0.00%	
<b>Total Revenues</b>		<b>2,962,249</b>	<b>3,110,993</b>	<b>3,034,228</b>	<b>3,133,109</b>	<b>3,420,073</b>	<b>286,964</b>	<b>9.16%</b>	
						-1	-	-	
<b><u>EXPENDITURES</u></b>									
<b><u>1331- Property and Liability</u></b>									
<b>Salaries and Benefits</b>									
12-10	Regular	90,881	232,422	223,931	116,494	97,186	(19,308)	-16.57%	
13-10	Part-time	0	0	0	0	-	-	#DIV/0!	
14-10	Standard Overtime	582	500	283	2,300	2,500	200	8.70%	
15-10	Longevity	0	0	0	0	244	244	#DIV/0!	
15-30	Other Pays	2,681	0	-48	0	1,575	1,575	#DIV/0!	
21-00	FICA Taxes	7,172	18,477	18,467	8,912	7,626	(1,286)	-14.43%	
22-10	Defined Benefit Plan	0	29,122	29,007	20,480	16,018	(4,462)	-21.79%	
22-20	401-a Plan	0	10,493	10,493	3,126	3,220	94	3.01%	
23-00	Life & Health Insurance	0	39,092	38,982	23,612	20,149	(3,463)	-14.67%	
24-10	Workers' Compensation	0	347	24	178	165	(13)	-7.18%	
<i>Subtotal</i>		101,317	330,453	321,139	175,102	148,682	-26,420	-15.09%	
<b>Operating</b>									
513.31-10	Legal	75,420	85,000	78,266	140,000	150,000	10,000	7.14%	
513.31-50	Internal IT Support	5,002	3,602	3,602	5,101	5,603	502	9.84%	
513.31-90	Professional Services Other	3,492	4,040	0	4,100	4,200	100	2.44%	
513.34-45	Employee Training	25,996	30,000	25,845	55,000	60,000	5,000	9.09%	
513.34-50	Other Contractual Services	53,537	100,000	56,905	100,000	100,000	-	0.00%	
513.40-10	Training/Registration	0	5,000	2,470	5,000	5,000	-	0.00%	
513.40-20	Lodging/Transportation	0	3,000	334	3,000	3,000	-	0.00%	

City of Lake Worth Beach  
Fiscal Year 2023 Budget  
520 Self Insurance

Draft

Account Code	Account Name	FY 2020	FY 2021	FY 2021	FY 2022	FY 2023	FY 2022 to FY	Percent Change
		Actual	Budget	Actual	Budget	Revised Budget	2023 Change	
513.41-30	Postage & Freight	0	500	91	500	500	-	0.00%
513.44-20	Operating/ Capital Leasing	1,459	600	600	2,475	2,500	25	1.01%
513.45-10	Property/Liability	0	113,400	0	110,000	126,500	16,500	15.00%
513.45-60	Non-Covered Losses	1,060,111	550,000	516,355	500,000	520,000	20,000	4.00%
513.45-70	Insurance Premium Paid	797,372	1,319,430	1,174,966	1,256,600	1,256,600	-	0.00%
513.46-21	Equipment-General	220	0	0	11,000	11,000	-	0.00%
513.47-00	Printing & Binding	1,457	2,000	1,752	2,000	2,000	-	0.00%
513.48-00	Promotional Activities	1,839	1,000	540	2,000	2,000	-	0.00%
513.49-60	Safety Incentives	16,632	10,000	690	15,000	15,000	-	0.00%
513.51-10	Office Supplies	1,550	1,500	1,144	2,000	2,000	-	0.00%
513.51-20	Office Furniture	0	0	0	5,000	5,000	-	0.00%
513.52-20	Small Tools & Equipment	0	2,000	0	2,000	-	(2,000)	-100.00%
513.54-00	Books, Publ, Subsc & Memb	0	1,249	0	1,250	1,250	-	0.00%
	<i>Subtotal</i>	2,044,087	2,232,321	1,863,560	2,222,026	2,272,153	50,127	2.26%
	<b>Department Total</b>	<b>2,145,404</b>	<b>2,562,774</b>	<b>2,184,700</b>	<b>2,397,128</b>	<b>2,420,835</b>	<b>23,707</b>	<b>0.99%</b>
						0	-	
<b><u>1132- Workers Compensation</u></b>								
<b>Salaries and Benefits</b>								
12-10	Regular	71,788	0	1,179	116,494	97,186	(19,308)	-16.57%
13-10	Part-time	0	0	0	0	-	-	#DIV/0!
14-10	Standard Overtime	285	0	9	1,200	1,200	-	0.00%
15-10	Longevity	0	0	0	0	244	244	#DIV/0!
15-30	Other Pays	2,681	0	-48	0	1,575	1,575	#DIV/0!
21-00	FICA Taxes	5,693	0	77	8,912	7,527	(1,385)	-15.55%
22-10	Defined Benefit Plan	1,066	0	0	20,480	16,018	(4,462)	-21.79%
22-20	401-a Plan	6,174	0	817	3,126	3,220	94	3.01%
23-00	Life & Health Insurance	9,009	0	0	23,612	20,149	(3,463)	-14.67%
24-10	Workers' Compensation	178	0	0	178	165	(13)	-7.18%
	<i>Subtotal</i>	96,873	0	2,036	174,002	147,283	-26,719	-15.36%
<b>Operating</b>								
513.31-10	Legal	11,315	12,000	1,938	12,000	12,000	-	0.00%
513.31-50	Internal IT Support	3,243	0	0	3,657	4,090	433	11.84%
513.34-50	Other Contractual Services	140,291	155,000	68,946	185,000	335,000	150,000	81.08%
513.40-10	Training/Registration	0	0	0	12,000	12,000	-	0.00%
513.45-60	Non-Covered Losses	402,581	300,000	461,200	300,000	300,000	-	0.00%
513.45-80	Workmen's Comp Premium Pd	0	38,885	0	38,885	40,000	1,115	2.87%
513.52-20	Small Tools & Equipment	992	1,000	0	1,000	1,000	-	0.00%
	<i>Subtotal</i>	558,422	506,885	532,084	552,542	704,090	151,548	27.43%
	<b>Department Total</b>	<b>655,295</b>	<b>506,885</b>	<b>534,120</b>	<b>726,544</b>	<b>851,373</b>	<b>124,829</b>	<b>17.18%</b>
						-	-	
<b><u>9010- NonDepartmental</u></b>								
<b>Operating</b>								
519.58-70	Bank Charges and Fees	16,838	8,000	1,586	8,000	8,000	-	0.00%
	<b>Department Total</b>	<b>16,838</b>	<b>8,000</b>	<b>1,586</b>	<b>8,000</b>	<b>8,000</b>	<b>-</b>	<b>0.00%</b>
						-	-	
	<b>Total Expenses</b>	<b>2,817,537</b>	<b>3,077,659</b>	<b>2,720,406</b>	<b>3,131,672</b>	<b>3,280,208</b>	<b>148,536</b>	<b>4.74%</b>
					0	-	-	
	<b>Net Revenues</b>	<b>144,712</b>	<b>33,334</b>	<b>313,822</b>	<b>1,437</b>	<b>139,865</b>	<b>138,428</b>	<b>9633.10%</b>
						-	(0)	



City of Lake Worth Beach  
Fiscal Year 2023 Budget  
530 Garage

Draft

						1,034		
G/L No.	Account Name	FY 2020 Actual	FY 2021 Budget	FY 2021 Actual	FY 2022 Budget	FY 2023 Revised Budget	FY 2022 to FY 2023 Change	Percent Change
<b><u>REVENUES</u></b>								
341.20-10	General Fund	414,457	314,800	425,273	292,400	317,240	24,840	8.50%
341.20-15	Beach Fund	45,275	16,700	45,200	14,700	16,170	1,470	10.00%
341.20-20	Electric Fund	147,724	166,100	139,208	147,400	156,750	9,350	6.34%
341.20-25	Water Fund	124,900	101,300	124,900	124,000	128,810	4,810	3.88%
341.20-30	Local Sewer Fund	108,400	67,300	108,400	67,300	54,120	(13,180)	-19.58%
341.20-35	Regional Sewer Fund	6,900	13,800	6,900	13,800	7,590	(6,210)	-45.00%
341.20-55	Stormwater Fund	6,900	22,517	6,900	6,900	7,590	690	10.00%
341.20-60	Sanitation Fund	88,400	66,800	86,766	57,900	47,520	(10,380)	-17.93%
341.20-65	Building Services Fund	29,400	0	35,116	0	32,340	32,340	#DIV/0!
341.20-70	IT Fund	19,600	9,800	19,600	9,800	10,780	980	10.00%
341.40-10	Labor	176,544	160,000	233,328	160,000	200,000	40,000	25.00%
395.00-00	Use of Fund Balance	0	350,000	0	182,000	330,000	148,000	81.32%
<b>Total Revenues</b>		<b>1,168,498</b>	<b>1,289,117</b>	<b>1,231,591</b>	<b>1,076,200</b>	<b>1,308,910</b>	<b>232,710</b>	<b>21.62%</b>
						0	-	-
<b><u>EXPENDITURES</u></b>								
<b><u>5070: Garage Maintenance</u></b>								
<b>Salaries and Benefits</b>								
12-10	Regular	313,265	331,087	301,681	279,656	334,642	54,986	19.66%
14-10	Standard Overtime	5,048	6,000	5,284	6,000	6,000	-	0.00%
15-10	Longevity	3,075	0	0	375	1,800	1,425	380.00%
	Other Pays					-	-	#DIV/0!
21-00	FICA Taxes	24,223	26,321	23,523	21,394	26,059	4,665	21.81%
22-10	Defined Benefit Plan	91,063	75,628	73,827	67,198	82,482	15,284	22.74%
	Defined Contribution Plan					-	-	#DIV/0!
23-00	Life & Health Insurance	60,809	66,159	65,627	54,401	83,134	28,733	52.82%
24-10	Workers' Compensation	12,464	7,383	5,310	7,602	9,370	1,768	23.26%
	<i>Subtotal</i>	509,948	512,578	475,252	436,626	543,487	106,861	24.47%
<b>Operating</b>						-	-	-
549.31-50	Internal IT Support	30,245	29,289	29,289	29,992	33,460	3,468	11.56%
549.34-50	Other Contractual Service	10,950	12,000	10,243	15,000	11,000	(4,000)	-26.67%
549.40-10	Training/Registration	993	1,500	1,785	1,500	1,500	-	0.00%
549.43-10	Water	2,300	2,500	2,455	2,500	2,500	-	0.00%
549.43-20	Sewer	1,928	1,500	2,016	1,500	2,000	500	33.33%
549.43-30	Electricity	10,159	9,000	11,230	9,000	10,000	1,000	11.11%
549.43-40	Refuse/Waste Disposal	3,803	2,600	3,803	2,600	3,800	1,200	46.15%
549.45-10	Property/Liability	34,603	39,792	39,792	39,794	45,763	5,969	15.00%
549.46-10	Buildings	4,582	10,000	6,119	10,000	6,500	(3,500)	-35.00%
549.46-21	Equipment-General	8,835	8,000	5,983	8,000	8,000	-	0.00%
549.46-22	Equipment-Garage	162,328	160,000	192,673	160,000	160,000	-	0.00%
549.46-26	Heavy Equipment	4,869	5,000	8,658	5,000	5,000	-	0.00%
549.51-10	Office Supplies	556	500	461	500	500	-	0.00%
549.52-10	Gas, Lubricants & Oil	4,840	7,000	6,710	7,000	7,000	-	0.00%
549.52-15	Inventory/Over-Short	-3,318	200	-735	200	200	-	0.00%
549.52-18	Inventory Clearing Acct	26,742	90,000	193,353	90,000	90,000	-	0.00%
549.52-20	Small Tools & Equipment	18,051	17,000	14,476	17,000	17,000	-	0.00%
549.52-40	Uniforms	4,776	4,000	3,680	4,000	4,000	-	0.00%
549.52-90	Other	18,714	12,000	10,813	12,000	11,000	(1,000)	-8.33%
	<i>Subtotal</i>	345,956	411,881	542,804	415,586	419,223	3,637	0.88%
	<b>Department Total</b>	<b>855,904</b>	<b>924,459</b>	<b>1,018,056</b>	<b>852,212</b>	<b>962,710</b>	<b>110,498</b>	<b>12.97%</b>
						(0)	-	-
<b><u>9010- NonDepartmental</u></b>								

City of Lake Worth Beach  
 Fiscal Year 2023 Budget  
 530 Garage

Draft

G/L No.	Account Name	FY 2020 Actual	FY 2021 Budget	FY 2021 Actual	FY 2022 Budget	FY 2023 Revised Budget	FY 2022 to FY 2023 Change	Percent Change
<b>Operating</b>								
519.71-20	Debt	0	0	0	223,250	345,166	121,916	54.61%
	Department Total	0	0	0	223,250	345,166	121,916	54.61%
						-	-	
	<b>Total Expenses</b>	<b>855,904</b>	<b>924,459</b>	<b>1,018,056</b>	<b>1,075,462</b>	<b>1,307,876</b>	<b>232,414</b>	<b>21.61%</b>
					1	-	-	
	<b>Net Revenues</b>	<b>312,595</b>	<b>364,658</b>	<b>213,535</b>	<b>738</b>	<b>1,034</b>	<b>296</b>	<b>40.14%</b>
						-	-	

City of Lake Worth Beach  
Fiscal Year 2023 Budget  
540 Employee Benefits

Draft

						36,038		
Account Code	Account Name	FY 2020 Actual	FY 2021 Budget	FY 2021 Actual	FY 2022 Budget	FY 2023 Revised Budget	FY 2022 to FY 2023 Change	Percent Change
<b><u>REVENUES</u></b>								
338.10-01	County Contributions	0	14,000	0	14,000	200,000	186,000	1328.57%
						-	-	
<b><i>Health Insurance Receipts</i></b>								
341.20-10	General Fund	920,208	1,172,017	1,180,472	1,139,277	1,390,383	251,106	22.04%
341.20-15	Beach Fund	169,765	256,767	255,273	245,301	303,619	58,318	23.77%
341.20-16	Special Activities	0	0	0	0	24,710	24,710	#DIV/0!
341.20-20	Electric Fund	851,330	1,092,930	1,051,407	980,569	1,188,245	207,676	21.18%
341.20-25	Water Fund	381,459	476,131	471,022	496,234	519,892	23,658	4.77%
341.20-30	Local Sewer Fund	195,346	226,462	223,178	231,109	229,645	(1,464)	-0.63%
341.20-35	Regional Sewer Fund	32,912	0	34,472	0	42,258	42,258	#DIV/0!
341.20-40	Golf Fund	8,661	9,598	9,599	9,598	12,645	3,047	31.75%
341.20-55	Stormwater Fund	84,010	95,644	95,063	98,755	95,691	(3,064)	-3.10%
341.20-60	Sanitation Fund	320,510	390,841	361,524	365,775	425,229	59,454	16.25%
341.20-65	Building Services Fund	97,168	131,029	156,750	145,500	190,444	44,944	30.89%
341.20-70	IT Fund	60,932	63,291	62,618	86,196	102,711	16,515	19.16%
341.20-75	Garage Fund	60,809	66,159	48,177	54,401	83,134	28,733	52.82%
341.20-80	Self Insurance Fund	9,009	39,092	42,423	47,224	40,298	(6,926)	-14.67%
341.20-99	Benefit Fund	704,238	720,000	549,950	720,000	20,149	(699,851)	-97.20%
	<i>Subtotal</i>	3,896,357	4,739,961	4,541,928	4,619,939	4,669,051	49,112	1.06%
						-	-	
						(4,140)		
<b><i>Defined Benefit Pension Receipts</i></b>								
341.22-10	General Fund	723,004	1,074,593	1,074,339	1,064,918	1,262,052	197,134	18.51%
341.22-15	Beach Fund	161,819	227,463	222,298	293,213	275,762	(17,451)	-5.95%
341.22-16	Special Activities	0	0	0	0	28,416	28,416	#DIV/0!
341.22-20	Electric Fund	1,440,803	1,577,646	1,468,692	1,424,201	1,605,592	181,391	12.74%
341.22-25	Water Fund	580,291	486,374	474,733	530,783	546,537	15,754	2.97%
341.22-30	Local Sewer Fund	244,017	219,984	214,644	241,593	240,908	(685)	-0.28%
341.22-35	Regional Sewer Fund	46,378	0	66,431	0	40,599	40,599	#DIV/0!
341.22-40	Golf Fund	22,974	15,696	15,256	15,696	19,014	3,318	21.14%
341.22-55	Stormwater	98,800	98,654	66,436	108,656	102,244	(6,412)	-5.90%
341.22-60	Sanitation Fund	358,342	329,939	298,605	339,975	385,815	45,840	13.48%
341.22-65	Building Services Fund	53,493	120,049	142,940	116,350	194,500	78,150	67.17%
341.22-70	IT Fund	98,472	95,623	93,048	128,525	145,573	17,048	13.26%
341.22-75	Garage Fund	91,063	75,628	72,927	67,198	82,482	15,284	22.74%
341.22-80	Self Insurance Fund	1,066	29,122	31,458	40,960	32,035	(8,925)	-21.79%
	Employee Benefits Fund					16,018	16,018	#DIV/0!
	<i>Subtotal</i>	3,920,522	4,350,771	4,241,807	4,372,068	4,977,547	605,479	13.85%
						(0)	-	
<b><i>Defined Contributions Pension Receipts</i></b>								
341.23-10	General Fund	66,261	45,207	61,580	81,564	109,680	28,116	34.47%
341.23-15	Beach Fund	0	0	0	0	5,651	5,651	#DIV/0!
341.23-16	Special Activities	0	0	0	0	1,884	1,884	#DIV/0!
341.23-20	Electric Fund	29,595	19,002	166,875	19,572	21,838	2,266	11.58%
341.23-25	Water Fund	20,531	20,769	17,149	21,392	22,033	641	3.00%
341.23-30	Local Sewer Fund	7,908	9,560	6,818	8,217	8,464	247	3.00%
341.23-40	Golf Fund	0	0	0	0	1,256	1,256	#DIV/0!
341.23-55	Stormwater Fund	1,596	1,582	972	1,630	-	(1,630)	-100.00%
341.23-60	Sanitation Fund	0	0	0	0	-	-	#DIV/0!
341.23-65	Building Services Fund	13,709	14,136	10,562	14,323	19,195	4,872	34.01%
	IT Fund					-	-	#DIV/0!
341.23-80	Self Insurance Fund	6,174	10,494	817	6,253	6,440	187	2.99%
						-	-	#DIV/0!
	Employee Benefits Fund					3,220	3,220	#DIV/0!
	<i>Subtotal</i>	145,775	120,750	264,773	152,951	199,661	46,710	30.54%

City of Lake Worth Beach  
Fiscal Year 2023 Budget  
540 Employee Benefits

Draft

Account Code	Account Name	FY 2020 Actual	FY 2021 Budget	FY 2021 Actual	FY 2022 Budget	FY 2023 Revised Budget	FY 2022 to FY 2023 Change	Percent Change
361.10-10	Investments	24,013	2,000	2,864	2,000	4,000	2,000	100.00%
						-	-	
						-	-	
	<b>Total Revenues</b>	<b>7,986,667</b>	<b>9,227,482</b>	<b>9,051,372</b>	<b>9,160,958</b>	<b>10,050,259</b>	<b>889,301</b>	<b>9.71%</b>
					1	(0)	-	
	<b><u>EXPENDITURES</u></b>							
	<b><u>1331- Property and Liability</u></b>							
	<b>Salaries and Benefits</b>							
	<b><u>1320- Benefits</u></b>							
	<b>Salaries and Benefits</b>							
12-10	Regular	60,430	129,173	109,359	125,869	97,186	(28,683)	-22.79%
14-10	Standard Overtime	136	500	146	500	500	-	0.00%
21-00	FICA Taxes	4,819	5,821	7,152	9,629	7,473	(2,156)	-22.39%
	Longevity					244	244	#DIV/0!
	Other Pays					1,575	1,575	#DIV/0!
	Defined Benefit Plan					16,018	16,018	#DIV/0!
22-20	401-a Plan	171,811	133,749	148,750	3,126	3,220	94	3.01%
23-00	Life & Health Insurance	0	0	379	25,558	20,149	(5,409)	-21.16%
24-10	Workers' Compensation	0	0	0	181	165	(16)	-8.72%
	<i>Subtotal</i>	237,196	269,243	265,787	164,863	146,529	-18,334	-11.12%
	<b>Operating</b>					-	-	
513.31-50	Internal IT Support	21,454	24,673	24,673	25,000	-	(25,000)	-100.00%
513.34-45	Employee Training	539	33,385	20,930	37,000	40,000	3,000	8.11%
513.34-50	Other Contractual Services	50,259	65,499	28,502	68,000	70,000	2,000	2.94%
513.40-10	Training/Registration	0	2,000	1,755	2,000	2,000	-	0.00%
513.40-20	Lodging/Transportation	393	750	0	1,000	2,000	1,000	100.00%
513.41-30	Postage & Freight	315	1,750	105	1,750	1,750	-	0.00%
513.43-10	Water	2,205	1,730	1,249	1,730	1,750	20	1.16%
513.43-20	Sewer	1,162	800	737	800	800	-	0.00%
513.43-30	Electricity	2,892	2,950	2,872	2,950	2,950	-	0.00%
513.43-40	Refuse/Waste Disposal	133	140	133	140	140	-	0.00%
513.44-20	Operating/Capital Leasing	1,398	2,600	2,600	3,000	3,000	-	0.00%
513.45-10	Property/Liability	5,760	6,048	6,048	6,048	6,955	907	15.00%
513.47-00	Printing & Binding	1,398	3,000	3,000	4,000	4,000	-	0.00%
513.48-00	Promotional Activities	0	3,000	3,000	4,000	4,000	-	0.00%
513.51-10	Office Supplies	1,780	2,000	1,838	2,000	2,000	-	0.00%
513.54-00	Books, Publ, Subsc & Memb	200	600	383	3,500	3,500	-	0.00%
	<i>Subtotal</i>	89,888	150,925	97,825	162,918	144,845	-18,073	-11.09%
	Department Total	<b>327,084</b>	<b>420,168</b>	<b>363,612</b>	<b>327,781</b>	<b>291,374</b>	<b>-36,407</b>	<b>-11.11%</b>
						(0)	-	
	<b><u>1320- Benefits</u></b>							
	<b>Salaries and Benefits</b>							
22-10	Defined Benefit Plan	4,807,694	4,440,221	4,412,408	4,522,733	4,975,006	452,273	10.00%
	Defined Contribution Plan					199,661	199,661	#DIV/0!
23-30	Life & Health Insurance PPO	3,469,696	4,019,961	4,583,059	4,019,961	4,100,360	80,399	2.00%
23-90	Supplemental Insurance	230,953	238,800	231,606	238,800	247,819	9,019	3.78%
	County Fire Pension Contribution					200,000	200,000	#DIV/0!
	<b>Total Expenses</b>	<b>8,835,426</b>	<b>9,119,150</b>	<b>9,590,685</b>	<b>9,109,275</b>	<b>10,014,220</b>	<b>904,945</b>	<b>9.93%</b>
					1	-	-	
	<b>Net Reveneues</b>	<b>(848,759)</b>	<b>108,332</b>	<b>(539,313)</b>	<b>51,683</b>	<b>36,038</b>	<b>(15,645)</b>	<b>-30.27%</b>
						-	-	

Fund 203 - Debt Service Fund	FY 2023 Revised Budget
Amount to be raised / TRIM	2,159,088
Debt Service	2,159,088
Net Revenues	-

CITY OF LAKE WORTH BEACH  
 FY 2023 – SUPPLEMENTAL REQUESTS BY DEPARTMENT  
 GENERAL FUND

			Description	Request	Funding Solutions	Remaining To Fund
<b>0000 Revenues</b>						
343	80	10	Cemetery Fee	to create capital reserve for cemetery projects	45,000	
					<u>45,000</u>	
<b>1030 City Clerk</b>						
511	40	10	Training/Registration	to cover all registrations and classes for FY23	1,000	
	40	20	Lodging/Transportation	to cover all conferences travel expenses	1,096	
	49	10	Advertising	adv were more expensive due to publication of the ballot	1,000	
	49	50	Elections	bills for printing of ballots was not accounted for	4,000	
					<u>7,096</u>	
<b>1040 Internal Auditor</b>						
513	40	10	Training/Registration	as pre-covid levels, training and seminars (IIA) & (CIA)& (CGAP)	670	
	40	20	Lodging/Transportation	as pre-covid levels, training and seminars (IIA) & (CIA)& (CGAP)	730	
	47	0	Printing & Binding	to replace old printer	600	
					<u>2,000</u>	
<b>1220 Finance</b>						
515	34	50	Other Contractual Services	Project Manager Contract	30,000	
	51	10	Office Supplies	caused by additional staff appropriated in 2022	4,850	
					<u>34,850</u>	
<b>2010 Community Sustainability - Administration</b>						
515	34	50	Other Contractual Services	transition to online bill pay with outside provider	10,000	
					<u>10,000</u>	
<b>2030 Community Sustainability - Planning &amp; Zoning</b>						
515	13	10	Part Time	to support intern services which is a critical position, and for training	15,000	
	34	50	Other Contractual Services	Formal Mobility Plan	150,000	
	64	40	Misc. Equipment	naviline upgrade to facilitate online bill payments	15,000	
					<u>180,000</u>	
<b>2040 Community Sustainability - Code Enforcement</b>						
515	13	10	Part Time	to support intern services which is a critical position, and for training	30,000	
					<u>30,000</u>	
<b>5040 PW Grounds</b>						
519	64	40	Misc. Equipment	purchase new chipper	15,000	
					<u>15,000</u>	
<b>8010 Recreation - Administration</b>						

513	48	00	Promotional Activities	more ads	1,500		
					<u>1,500</u>		

**8020 LS: Library**

571	12	10	Salaries & benefits	additional staff to cover extended hours	57,888		
	40	10	Training/Registration	registartion for Public library directors meeting	150		
	40	20	Lodging/Transportation	travel for Public library directors meeting	200		
	46	10	Buildings	new ceiling & kitchennette	3,000		
	48	0	Promotional Activities	Price increase in BiblioArte Author fees and travel (from 22 budget)	2,620		
	54	0	Books, Publ, Subsc & Memb	increase in price of ebooks	8,700		
	54	90	Library Materials	increase in price of books	10,000		
					<u>82,558</u>	-	-

**8061 LS: Community Programs**

572	34	50	Other Contractual Services	instructor prices increased	4,000		
					<u>4,000</u>		-

**8062 LS: Facilities**

572			Skate Park	build a skate park	1,500,000		
			Spillway Park	needs maintenance and renovation.	1,500,000		
					<u>3,000,000</u>		

TOTAL					<u>3,412,004</u>		
-------	--	--	--	--	------------------	--	--

CITY OF LAKE WORTH BEACH  
 FY 2023 – SUPPLEMENTAL REQUESTS BY DEPARTMENT  
 Building Permit

			Description	Request	Funding Solutions	Remaining To Fund
<b>2020 Building Permits</b>						
515	12	10	Salaries & benefits	additional Staff	75,000	
64	30		Vehicles	new electric or hybrid vehicles	80,000	
64	40		Misc. Equipment	additional seats for bku-beam electronic plan review	5,000	
					<u>160,000</u>	-
TOTAL					<u>160,000</u>	-



CITY OF LAKE WORTH BEACH  
 FY 2023 – SUPPLEMENTAL REQUESTS BY DEPARTMENT  
 Beach

			Description	Request	Funding Solutions	Remaining To Fund
<b>8050 Beach Parking</b>						
579	46	21	Equipment-General	additional parking meters to Bohemian garage	6,500	
					<u>6,500</u>	<u>-</u>
<b>8055 Casino Building</b>						
575	52	90	Other	Increase in supplies prices	6,000	
					<u>6,000</u>	<u>-</u>
<b>8072 Beach</b>						
575	64	0	Machinery & Equipment	ATV replacement	7,500	
					<u>7,500</u>	<u>-</u>
<b>8074 Beach Park</b>						
575	34	50	Other Contractual Services	vendor supplies increased due to covid	17,774	
	46	70	Structures & Improvements	price increased due to covid	3,000	
	64	40	misc. Equipment	New tractor for the beach property.	9,000	
					<u>29,774</u>	<u>-</u>
TOTAL					<u>49,774</u>	<u>-</u>

CITY OF LAKE WORTH BEACH  
 FY 2023 – SUPPLEMENTAL REQUESTS BY DEPARTMENT  
 Electric

			Description	Request	Funding Solutions	Remaining To Fund
<b>1240 EU; Customer Service</b>						
513	34	50	Other Contractual Services	improving CIS (Software)	96,000	-
	40	10	Training	training for additionsl 6 Employees	7,500	-
	51	10	Office Supplies	Suuplies for additionsl 6 Employees	7,000	-
				<u>110,500</u>	<u>-</u>	
<b>6010 EU; Administration</b>						
531	12	10	Salaries & benefits	Additional staff : Conversation Manager	96,200	-
				<u>96,200</u>	<u>-</u>	
<b>6020 EU; Engineering</b>						
531	40	10	Training/Registration	to keep up with best technology, tools & techniques	3,000	-
				<u>3,000</u>	<u>-</u>	
<b>6031 EU; Power Generation</b>						
531	34	50	Other Contractual Services	Demand Response Program	50,000	
	34	50	Other Contractual Services	Solar Energy Loan Fund (SELF)	50,000	
	52	30	Chemicals	more hydro-static testing require more chemicals	1,000	-
				<u>101,000</u>	<u>-</u>	
<b>6033 EU; System Operations</b>						
531	46	22	Repair/Maint services- Garage	Maintenance for new electric Vehicle	4,900	
	64	30	Machinery & Equipment	new Electric vehicle for NERC compliance manager	30,000	
				<u>34,900</u>	<u>-</u>	
531	46	25	Small Equipment	to replace defective and wornout tools	3,000	-
				<u>3,000</u>	<u>-</u>	
				<u>348,600</u>	<u>-</u>	

CITY OF LAKE WORTH BEACH  
 FY 2023 – SUPPLEMENTAL REQUESTS BY DEPARTMENT  
 Golf

			Description	Request	Funding Solutions	Remaining To Fund
<hr/>						
<b>8030 Golf</b>						
575	46	10 Buildings	taking from 575.46-30 for maintenance on aging facility	8,000	-	
				<u>8,000</u>	<u>-</u>	
TOTAL				<u>8,000</u>	<u>-</u>	

# 2023 SUPPLEMENTAL BUDGET ENHANCEMENT REQUEST



General Fund

<b>WHAT IS YOUR EMAIL?</b>	<a href="mailto:lyounan@lakeworthbeachfl.gov">lyounan@lakeworthbeachfl.gov</a>
<b>FUND NAME</b>	General Fund
<b>FUND NO.</b>	001
<b>DEPARTMENT NAME</b>	Revenue
<b>DEPARTMENT NO.</b>	0000
<b>OBJECT ACCT NAME</b>	Cemetery Fees
<b>CONTROL ACCT NO</b>	343-80.10
<b>AMOUNT REQUEST</b>	\$45,000
<b>REQUEST TYPE</b>	One-Time Request
<b>PROVIDE A DESCRIPTION AND THE PURPOSE OF THE ENHANCEMENT.</b>	transfer of Cemetery fee revenue from General Fund to new Cemetery Fund
<b>DOES THIS ADDRESS A STRATEGIC PLANNING PILLAR? IF SO PROVIDE AN OVERVIEW.</b>	N/A
<b>DOES THIS ADDRESS A LEGAL REQUIREMENT? IF SO PROVIDE AN OVERVIEW.</b>	N/A
<b>DOES THIS ADDRESS A CITY COMMISSION OBJECTIVE? IF SO PROVIDE AN OVERVIEW.</b>	N/A
<b>DOES THIS PROVIDE A RETURN ON INVESTMENT? IF SO PROVIDE AN OVERVIEW.</b>	N/A

# 2023 SUPPLEMENTAL BUDGET ENHANCEMENT REQUEST

City Clerk



**WHAT IS YOUR EMAIL?**

[mcoyne@lakeworthbeachfl.gov](mailto:mcoyne@lakeworthbeachfl.gov)

**FUND NAME**

City Clerk

**FUND NO.**

001

**DEPARTMENT NAME**

City Clerk

**DEPARTMENT NO.**

1030

**OBJECT ACCT NAME**

Training/Registration

**CONTROL ACCT NO**

40-10

**AMOUNT REQUEST**

1000.00

**REQUEST TYPE**

Annual Request

**PROVIDE A DESCRIPTION AND THE  
PURPOSE OF THE ENHANCEMENT.**

Shayla is studying for her CMC (certified municipal clerk designation) and Melissa is working towards her MMC (master municipal clerk designation). Classes are only offered by the Florida Association of City Clerks and twice yearly conferences that last 4 days (summer) and 5 days (fall). There are also virtual classes offered periodically throughout the year. The increase will cover the registration for all conferences and classes for FY 23.

**DOES THIS ADDRESS A STRATEGIC  
PLANNING PILLAR? IF SO PROVIDE AN  
OVERVIEW.**

This addresses the strategic pillar of affirming government for all, especially points A-D. Letter B encourages employee growth and collaboration. I have learned a great deal through my CMC training in previous years that have made me a more effective City Clerk. We learn from other clerks as well as there is interaction with fellow clerks throughout the state.

**DOES THIS ADDRESS A LEGAL  
REQUIREMENT? IF SO PROVIDE AN  
OVERVIEW.**

There is a requirement that the deputy city clerk have or obtain a CMC within 3 years of being hired.

**DOES THIS ADDRESS A CITY  
COMMISSION OBJECTIVE? IF SO  
PROVIDE AN OVERVIEW.**

This addresses the core value of commitment to innovation as excellence. Keeping current with updated practices and state statutes will continue the effort of the clerk's office to have proper and complete information for fellow staff, administration, city officials and residents.

**DOES THIS PROVIDE A RETURN ON  
INVESTMENT? IF SO PROVIDE AN  
OVERVIEW.**

There is definitely a return on investment as the information and education received is invaluable to being the best city clerk and deputy city clerk possible.

**OTHER COMMENTS**

Backup was sent to Lucy under separate cover.

# 2023 SUPPLEMENTAL BUDGET ENHANCEMENT REQUEST

City Clerk



**WHAT IS YOUR EMAIL?**

[mcoyne@lakeworthbeachfl.gov](mailto:mcoyne@lakeworthbeachfl.gov)

**FUND NAME**

City Clerk

**FUND NO.**

001

**DEPARTMENT NAME**

City Clerk

**DEPARTMENT NO.**

1030

**OBJECT ACCT NAME**

Lodging/Transportation

**CONTROL ACCT NO**

40-20

**AMOUNT REQUEST**

1096.00

**REQUEST TYPE**

Annual Request

**PROVIDE A DESCRIPTION AND THE  
PURPOSE OF THE ENHANCEMENT.**

Shayla is studying for her CMC (certified municipal clerk designation) and Melissa is working towards her MMC (master municipal clerk designation). Classes are only offered by the Florida Association of City Clerks and twice yearly conferences that last 4 days (summer) and 5 days (fall). The increase will cover the registration for the conferences for FY 23. The conferences for FY 23 will be in Lake Mary and Orlando or on the west coast of Florida. Lodging is only used when the distance is too far to travel in a day.

**DOES THIS ADDRESS A STRATEGIC  
PLANNING PILLAR? IF SO PROVIDE AN  
OVERVIEW.**

This addresses the strategic pillar of affirming government for all, especially points A-D. Letter A ensures effective, efficient, consistent and seamless services that exceed customer expectations. Having the most current knowledge would make this goal achievable.

**DOES THIS ADDRESS A LEGAL  
REQUIREMENT? IF SO PROVIDE AN  
OVERVIEW.**

There is a requirement that the deputy city clerk have or obtain a CMC within 3 years of being hired.

**DOES THIS ADDRESS A CITY  
COMMISSION OBJECTIVE? IF SO  
PROVIDE AN OVERVIEW.**

This addresses the core value of commitment to innovation as excellence. Keeping current with updated practices and state statutes will continue the effort of the clerk's office to have proper and complete information for fellow staff, administration, city officials and residents.

**DOES THIS PROVIDE A RETURN ON  
INVESTMENT? IF SO PROVIDE AN  
OVERVIEW.**

There is definitely a return on investment as the information and education received is invaluable to being the best city clerk and deputy city clerk possible.

**OTHER COMMENTS**

Backup was sent to Lucy under separate cover.

# 2023 SUPPLEMENTAL BUDGET ENHANCEMENT REQUEST



City Clerk

**WHAT IS YOUR EMAIL?**

[mcoyne@lakeworthbeachfl.gov](mailto:mcoyne@lakeworthbeachfl.gov)

**FUND NAME**

City Clerk

**FUND NO.**

001

**DEPARTMENT NAME**

City Clerk

**DEPARTMENT NO.**

1030

**OBJECT ACCT NAME**

Advertising

**CONTROL ACCT NO**

49-10

**AMOUNT REQUEST**

1000.00

**REQUEST TYPE**

Annual Request

**PROVIDE A DESCRIPTION AND THE  
PURPOSE OF THE ENHANCEMENT.**

The advertising was more expensive than budgeted due to publication of the ballot question ads as well as other ads required for public hearings. Several budget transfers were required this fiscal year to cover the increase in ads.

**DOES THIS ADDRESS A STRATEGIC  
PLANNING PILLAR? IF SO PROVIDE AN  
OVERVIEW.**

No.

**DOES THIS ADDRESS A LEGAL  
REQUIREMENT? IF SO PROVIDE AN  
OVERVIEW.**

Yes as we legally have to print ads for public hearings and elections according to state statute.

**DOES THIS ADDRESS A CITY  
COMMISSION OBJECTIVE? IF SO  
PROVIDE AN OVERVIEW.**

This aligns with the core value of honesty and integrity by contributing to the city's transparency.

**DOES THIS PROVIDE A RETURN ON  
INVESTMENT? IF SO PROVIDE AN  
OVERVIEW.**

Yes as information is provided to the public.

**OTHER COMMENTS**

All of my budget increases came from another account; it's still a zero based budget.

# 2023 SUPPLEMENTAL BUDGET ENHANCEMENT REQUEST



City Clerk

**WHAT IS YOUR EMAIL?**

[mcoyne@lakeworthbeachfl.gov](mailto:mcoyne@lakeworthbeachfl.gov)

**FUND NAME**

City Clerk

**FUND NO.**

001

**DEPARTMENT NAME**

City Clerk

**DEPARTMENT NO.**

1030

**OBJECT ACCT NAME**

Elections

**CONTROL ACCT NO**

49-50

**AMOUNT REQUEST**

4000.00

**REQUEST TYPE**

Annual Request

**PROVIDE A DESCRIPTION AND THE  
PURPOSE OF THE ENHANCEMENT.**

The Clerk's office received bills for the printing of ballots and the delivery of the election equipment to the polls. This was not accounted for in previous budgets but will be paid going forward from the election account. The bills amounted to \$4,000 that had not been budgeted in FY 21.

**DOES THIS ADDRESS A STRATEGIC  
PLANNING PILLAR? IF SO PROVIDE AN  
OVERVIEW.**

No.

**DOES THIS ADDRESS A LEGAL  
REQUIREMENT? IF SO PROVIDE AN  
OVERVIEW.**

Yes as we legally have to print election ballots and have the equipment delivered.

**DOES THIS ADDRESS A CITY  
COMMISSION OBJECTIVE? IF SO  
PROVIDE AN OVERVIEW.**

We have to run free and fair elections.

**DOES THIS PROVIDE A RETURN ON  
INVESTMENT? IF SO PROVIDE AN  
OVERVIEW.**

No.

**OTHER COMMENTS**

Backup was sent to Lucy under separate cover.



# 2023 SUPPLEMENTAL BUDGET ENHANCEMENT REQUEST

General Fund



**WHAT IS YOUR EMAIL?**

[wbrown@lakeworthbeachfl.gov](mailto:wbrown@lakeworthbeachfl.gov)

**FUND NAME**

General Fund

**FUND NO.**

001

**DEPARTMENT NAME**

Internal Audit

**DEPARTMENT NO.**

1040-513

**OBJECT ACCT NAME**

Union Dues / Training / Registration Control

**CONTROL ACCT NO**

40-10

**AMOUNT REQUEST**

670.00

**REQUEST TYPE**

Annual Request

**PROVIDE A DESCRIPTION AND THE  
PURPOSE OF THE ENHANCEMENT.**

In FY23, Professional Conference and Seminar Travel will resume to Pre-Covid levels; therefore, budgeted expenditures should reflect the 2017-19 levels in the account listed - \$2,870 for 001-1040-513-40-10. This is required training in order to maintain Institute of Internal Audit (IIA) certifications of Certified Internal Auditor (CIA) and Certified Government Auditing Professional (CGAP).

**DOES THIS ADDRESS A STRATEGIC  
PLANNING PILLAR? IF SO PROVIDE AN  
OVERVIEW.**

Affirming Government for All. Training provides tools and resources to: a) Ensure effective, efficient, consistent, services, b) Enhance and facilitate a culture of high performing, continuous improvement, and c) Maximize technology to enhance efficiency, productivity and security.

**DOES THIS ADDRESS A CITY  
COMMISSION OBJECTIVE? IF SO  
PROVIDE AN OVERVIEW.**

To maintain Internal Auditor Certification, annual training CPEs must be completed.

# 2023 SUPPLEMENTAL BUDGET ENHANCEMENT REQUEST

General Fund



**WHAT IS YOUR EMAIL?**

[wbrown@lakeworthbeachfl.gov](mailto:wbrown@lakeworthbeachfl.gov)

**FUND NAME**

General Fund

**FUND NO.**

001

**DEPARTMENT NAME**

Internal Audit

**DEPARTMENT NO.**

1040-513

**OBJECT ACCT NAME**

Union Dues / Lodging / Transportation

**CONTROL ACCT NO**

40-20

**AMOUNT REQUEST**

730.00

**REQUEST TYPE**

Annual Request

**PROVIDE A DESCRIPTION AND THE  
PURPOSE OF THE ENHANCEMENT.**

In FY23, Professional Conference and Seminar Travel will resume to Pre-Covid levels; therefore budgeted expenditures should reflect the 2017-19 levels in the account listed - \$1,230 for 001-1040-513-40-20. This is required training in order to maintain Institute of Internal Audit (IIA) certifications of Certified Internal Auditor (CIA) and Certified Government Auditing Professional (CGAP).

**DOES THIS ADDRESS A STRATEGIC  
PLANNING PILLAR? IF SO PROVIDE AN  
OVERVIEW.**

Affirming Government for All. Training provides tools and resources to: a) Ensure effective, efficient, consistent, services, b) Enhance and facilitate a culture of high performing, continuous improvement, and c) Maximize technology to enhance efficiency, productivity and security.

**DOES THIS ADDRESS A CITY  
COMMISSION OBJECTIVE? IF SO  
PROVIDE AN OVERVIEW.**

To maintain Internal Auditor Certification, annual training CPEs must be completed.

# 2023 SUPPLEMENTAL BUDGET ENHANCEMENT REQUEST

General Fund



**WHAT IS YOUR EMAIL?**

[wbrown@lakeworthbeachfl.gov](mailto:wbrown@lakeworthbeachfl.gov)

**FUND NAME**

General Fund

**FUND NO.**

001

**DEPARTMENT NAME**

Internal Audit

**DEPARTMENT NO.**

1040-513

**OBJECT ACCT NAME**

Administrative / Printing & Binding

**CONTROL ACCT NO**

47-00

**AMOUNT REQUEST**

600.00

**REQUEST TYPE**

Annual Request

**PROVIDE A DESCRIPTION AND THE PURPOSE OF THE ENHANCEMENT.**

In FY22, the IT Department informed me that my budget would be responsible for replacing my inoperable printer (used to print Audit Reports and confidential work papers). I did not have the budgeted funds to do so - the IT Department provided me with a second-hand printer to replace the one that became inoperable in FY22. The used replacement printer is same age, make, and model as the one that died; I will need to budget for its replaced in FY23 (just in case it is needed) - from FY17-19: \$1,100 for 001-1040-513-47-00.

**DOES THIS ADDRESS A STRATEGIC PLANNING PILLAR? IF SO PROVIDE AN OVERVIEW.**

Affirming Government for All. Printing intermediate and final audit work products is necessary to be performed in a secure location, the Internal Auditor Office. Printed Audit work products document: a) Recommendations for effective, efficient, consistent, services, b) Recommendations to enhance and facilitate a culture of high performing, continuous improvement, and c) Technology recommendations to enhance efficiency, productivity and security.

**DOES THIS ADDRESS A LEGAL REQUIREMENT? IF SO PROVIDE AN OVERVIEW.**

By Florida Statute, Internal Audit workpapers/documents are to remain private and secure until the final audit report is accepted & approved for public distribution, so audit work cannot go to a printer that is not secure, a secure internal audit office printer is imperative.

**DOES THIS ADDRESS A CITY COMMISSION OBJECTIVE? IF SO PROVIDE AN OVERVIEW.**

The IT Department informed me that my budget would be responsible for replacing my inoperable printer (used to print Audit Reports and confidential work papers).

# 2023 SUPPLEMENTAL BUDGET ENHANCEMENT REQUEST

General Fund



<b>WHAT IS YOUR EMAIL?</b>	<a href="mailto:lyounan@lakeworthbeachfl.gov">lyounan@lakeworthbeachfl.gov</a>
<b>FUND NAME</b>	General Fund
<b>FUND NO.</b>	001
<b>DEPARTMENT NAME</b>	Finance
<b>DEPARTMENT NO.</b>	1220
<b>OBJECT ACCT NAME</b>	Other Contractual Services
<b>CONTROL ACCT NO</b>	34-50
<b>AMOUNT REQUEST</b>	\$30,000.00
<b>REQUEST TYPE</b>	Annual Request
<b>PROVIDE A DESCRIPTION AND THE PURPOSE OF THE ENHANCEMENT.</b>	needs a contract with Project Manager for Banking and other systems implementations to have more efficient and effective implementations.
<b>DOES THIS ADDRESS A STRATEGIC PLANNING PILLAR? IF SO PROVIDE AN OVERVIEW.</b>	Yes. Pillar 5 Affirming Government for All. A & B
<b>DOES THIS ADDRESS A CITY COMMISSION OBJECTIVE? IF SO PROVIDE AN OVERVIEW.</b>	Ensure effective, efficient, Establish a workplace culture of high performance.

# 2023 SUPPLEMENTAL BUDGET ENHANCEMENT REQUEST



General Fund

<b>WHAT IS YOUR EMAIL?</b>	<a href="mailto:lyounan@lakeworthbeachfl.gov">lyounan@lakeworthbeachfl.gov</a>
<b>FUND NAME</b>	General Fund
<b>FUND NO.</b>	001
<b>DEPARTMENT NAME</b>	Finance
<b>DEPARTMENT NO.</b>	1220
<b>OBJECT ACCT NAME</b>	Office supplies
<b>CONTROL ACCT NO</b>	51-10
<b>AMOUNT REQUEST</b>	\$4,850.00
<b>REQUEST TYPE</b>	Annual Request
<b>PROVIDE A DESCRIPTION AND THE PURPOSE OF THE ENHANCEMENT.</b>	the Finance Department has two additional staff with potential of third. therefore requiring additional office supplies.
<b>DOES THIS ADDRESS A STRATEGIC PLANNING PILLAR? IF SO PROVIDE AN OVERVIEW.</b>	Yes. Pillar 5 Affirming Government for All. A & B
<b>DOES THIS ADDRESS A LEGAL REQUIREMENT? IF SO PROVIDE AN OVERVIEW.</b>	Yes. we have to complete and file financial reports according to state and federal.
<b>DOES THIS ADDRESS A CITY COMMISSION OBJECTIVE? IF SO PROVIDE AN OVERVIEW.</b>	Ensure effective, efficient, Establish a workplace culture of high performance.
<b>DOES THIS PROVIDE A RETURN ON INVESTMENT? IF SO PROVIDE AN OVERVIEW.</b>	Yes. it will eliminate penalties and late fees.

# 2023 SUPPLEMENTAL BUDGET ENHANCEMENT REQUEST



General Fund

**WHAT IS YOUR EMAIL?**

[wwaters@lakeworthbeachfl.gov](mailto:wwaters@lakeworthbeachfl.gov)

**FUND NAME**

General Fund

**FUND NO.**

001-2010-515.34-50

**DEPARTMENT NAME**

Community Sustainability

**DEPARTMENT NO.**

001-2010-515.34-50

**OBJECT ACCT NAME**

Other Contractual Services

**CONTROL ACCT NO**

001-2010-515.34-50

**AMOUNT REQUEST**

\$10,000

**REQUEST TYPE**

One-Time Request

**PROVIDE A DESCRIPTION AND THE  
PURPOSE OF THE ENHANCEMENT.**

Funding to purchase necessary services to transition to on-line bill pay with outside provider.

**DOES THIS ADDRESS A STRATEGIC  
PLANNING PILLAR? IF SO PROVIDE AN  
OVERVIEW.**

Pillar 4 and Pillar 5

**DOES THIS ADDRESS A LEGAL  
REQUIREMENT? IF SO PROVIDE AN  
OVERVIEW.**

Not applicable

**DOES THIS ADDRESS A CITY  
COMMISSION OBJECTIVE? IF SO  
PROVIDE AN OVERVIEW.**

Yes, the commission has requested as much technology as possible be implemented to enhance the customer service experience and allow for transactions on-line.

**DOES THIS PROVIDE A RETURN ON  
INVESTMENT? IF SO PROVIDE AN  
OVERVIEW.**

Undetermined as this point.

# 2023 SUPPLEMENTAL BUDGET ENHANCEMENT REQUEST

General Fund



**WHAT IS YOUR EMAIL?**

[wwaters@lakeworthbeachfl.gov](mailto:wwaters@lakeworthbeachfl.gov)

**FUND NAME**

General Fund

**FUND NO.**

001-2030-515.13-10

**DEPARTMENT NAME**

Community Sustainability

**DEPARTMENT NO.**

001-2030-515.13-10

**OBJECT ACCT NAME**

Part time

**CONTROL ACCT NO**

001-2030-515.13-10

**AMOUNT REQUEST**

\$15,000

**REQUEST TYPE**

Annual Request

**PROVIDE A DESCRIPTION AND THE  
PURPOSE OF THE ENHANCEMENT.**

A request for an additional \$15,000 to add to the current FY 2022 part time funding amount of \$15,000 to allow for a full year of intern services to support planning, zoning and preservation activities. The intern position has been critical in the Division being able to maintain a consistent level of service. Also, serves as training opportunity to provide required experience for interns to ultimately come on board as full time planners when vacancies occur.

**DOES THIS ADDRESS A STRATEGIC  
PLANNING PILLAR? IF SO PROVIDE AN  
OVERVIEW.**

Pillar 4 and Pillar 5

**DOES THIS ADDRESS A LEGAL  
REQUIREMENT? IF SO PROVIDE AN  
OVERVIEW.**

No

**DOES THIS ADDRESS A CITY  
COMMISSION OBJECTIVE? IF SO  
PROVIDE AN OVERVIEW.**

Yes, Commission expects a consistent level of services even when vacancies occur.

**DOES THIS PROVIDE A RETURN ON  
INVESTMENT? IF SO PROVIDE AN  
OVERVIEW.**

Yes, the cost of an intern part-time is less than creating new full time positions with benefits, which are proving very difficult to fill.

# 2023 SUPPLEMENTAL BUDGET ENHANCEMENT REQUEST



Other Contractual Services

**WHAT IS YOUR EMAIL?**

[wwaters@lakeworthbeachfl.gov](mailto:wwaters@lakeworthbeachfl.gov)

**FUND NAME**

Other Contractual Services

**FUND NO.**

001-2030-515.34-50

**DEPARTMENT NAME**

Community Sustainability

**DEPARTMENT NO.**

2030

**OBJECT ACCT NAME**

Other Contractual Services

**CONTROL ACCT NO**

34-50

**AMOUNT REQUEST**

\$150,000

**REQUEST TYPE**

One-Time Request

**PROVIDE A DESCRIPTION AND THE  
PURPOSE OF THE ENHANCEMENT.**

Funding for the first year of preparing a formal Mobility Plan for the City of Lake Worth Beach.

**DOES THIS ADDRESS A STRATEGIC  
PLANNING PILLAR? IF SO PROVIDE AN  
OVERVIEW.**

Pillar I - C  
Pillar II - C  
Pillar III - C, E

**DOES THIS ADDRESS A LEGAL  
REQUIREMENT? IF SO PROVIDE AN  
OVERVIEW.**

No

**DOES THIS ADDRESS A CITY  
COMMISSION OBJECTIVE? IF SO  
PROVIDE AN OVERVIEW.**

Commission has voiced consistent interest in mobility and the options for the City with regard to this issue.



# 2023 SUPPLEMENTAL BUDGET ENHANCEMENT REQUEST

General Fund



**WHAT IS YOUR EMAIL?**

[wwaters@lakeworthbeachfl.gov](mailto:wwaters@lakeworthbeachfl.gov)

**FUND NAME**

General Fund

**FUND NO.**

001-2030-515.64-40

**DEPARTMENT NAME**

Community Sustainability

**DEPARTMENT NO.**

001-2030-515.64-40

**OBJECT ACCT NAME**

Miscellaneous Equipment Technology

**CONTROL ACCT NO**

001-2030-515.64-40

**AMOUNT REQUEST**

\$15,000

**REQUEST TYPE**

One-Time Request

**PROVIDE A DESCRIPTION AND THE PURPOSE OF THE ENHANCEMENT.**

Funding to purchase Click to Gov suite for Planning and Engineering Module of Naviline to facilitate transition to on-line bill payment options.

**DOES THIS ADDRESS A STRATEGIC PLANNING PILLAR? IF SO PROVIDE AN OVERVIEW.**

Pillar 4 and Pillar 5

**DOES THIS ADDRESS A LEGAL REQUIREMENT? IF SO PROVIDE AN OVERVIEW.**

No

**DOES THIS ADDRESS A CITY COMMISSION OBJECTIVE? IF SO PROVIDE AN OVERVIEW.**

Yes, Commission has requested enhanced customer service options and on-line bill payment.

**DOES THIS PROVIDE A RETURN ON INVESTMENT? IF SO PROVIDE AN OVERVIEW.**

Undetermined at this point.

**2023 SUPPLEMENTAL  
BUDGET  
ENHANCEMENT  
REQUEST**  
General Fund



**WHAT IS YOUR EMAIL?**

[wwaters@lakeworthbeachfl.gov](mailto:wwaters@lakeworthbeachfl.gov)

**FUND NAME**

General Fund

**FUND NO.**

001-2040-515.13-10

**DEPARTMENT NAME**

Community Sustainability

**DEPARTMENT NO.**

001-2040-515.13-10

**OBJECT ACCT NAME**

Part Time

**CONTROL ACCT NO**

001-2040-515.13-10

**AMOUNT REQUEST**

\$30,000

**REQUEST TYPE**

Annual Request

**PROVIDE A DESCRIPTION AND THE  
PURPOSE OF THE ENHANCEMENT.**

A request for \$30,000 to allow for a full year of intern services to support code compliance's administrative activities. The intern position has been critical in the Division being able to maintain a consistent level of service. Also, serves as training opportunity to provide required experience for interns to ultimately come on board as full time administrative support when vacancies occur.

**DOES THIS ADDRESS A STRATEGIC  
PLANNING PILLAR? IF SO PROVIDE AN  
OVERVIEW.**

Pillar 4 and Pillar 5

**DOES THIS ADDRESS A LEGAL  
REQUIREMENT? IF SO PROVIDE AN  
OVERVIEW.**

No

**DOES THIS ADDRESS A CITY  
COMMISSION OBJECTIVE? IF SO  
PROVIDE AN OVERVIEW.**

Yes, Commission expects a consistent level of services even when vacancies occur.

**DOES THIS PROVIDE A RETURN ON  
INVESTMENT? IF SO PROVIDE AN  
OVERVIEW.**

Yes, the cost of an intern part-time is less than creating new full time positions with benefits, which are proving very difficult to fill.

City of Lake Worth Beach  
FY 2023  
Supplemental Budget Enhancement Request

Fund Name:	<u>General</u>	Fund No.	<u>001</u>
Department Name:	<u>Public Works - Grounds</u>	Department No.	<u>5040</u>
Object Acct Name:	<u>Misc. Equipment</u>	Control Acct No.	<u>519.64-40</u>

\$ Amount Request 15,000.00

Will this be an annual request No?

*or a*

One-time request Yes?

Provide a description and the purpose of the enhancement.

Funds shall be utilized to purchase a new chipper for the Grounds Division.

Does this address a strategic planning pillar? If so provide an overview.

Navigating towards a sustainable community. Non palm frond material from the machine

Does this address a legal requirement? If so provide an overview.

N/A

Does this address a City Commission objective? If so provide an overview.

Shall help keep our parks clean and vibrant.

Does this provide a return on investment? If so provide an overview.

Shall help keep our parks clean and vibrant.

Other comments.

Complete this schedule if:

- An object number exceeds the previous year's request.
- If the department is adding a new program or service needing evaluation / discussion

**2023 SUPPLEMENTAL  
BUDGET  
ENHANCEMENT  
REQUEST**  
General Fund



<b>WHAT IS YOUR EMAIL?</b>	<a href="mailto:lbennett@lakeworthbeachfl.gov">lbennett@lakeworthbeachfl.gov</a>
<b>FUND NAME</b>	General Fund
<b>FUND NO.</b>	001-8010
<b>DEPARTMENT NAME</b>	Leisure Services
<b>DEPARTMENT NO.</b>	001-8010-513.48-00
<b>OBJECT ACCT NAME</b>	Promotional Act. (advertising)
<b>CONTROL ACCT NO</b>	001-8010-513.48-00
<b>AMOUNT REQUEST</b>	\$1,500
<b>REQUEST TYPE</b>	Annual Request
<b>PROVIDE A DESCRIPTION AND THE PURPOSE OF THE ENHANCEMENT.</b>	FY22: 1,500 FY23 Request: \$3,000 Increase in social media advertising, google ads
<b>DOES THIS ADDRESS A STRATEGIC PLANNING PILLAR? IF SO PROVIDE AN OVERVIEW.</b>	Celebrating the unique, historical, coastal, and cultural diversity of the City-A

# 2023 SUPPLEMENTAL BUDGET ENHANCEMENT REQUEST



General Fund

**WHAT IS YOUR EMAIL?**

[lyounan@lakeworthbeachfl.gov](mailto:lyounan@lakeworthbeachfl.gov)

**FUND NAME**

General Fund

**FUND NO.**

001

**DEPARTMENT NAME**

Library

**DEPARTMENT NO.**

8020

**OBJECT ACCT NAME**

12.10

**CONTROL ACCT NO**

571

**AMOUNT REQUEST**

\$57,888.000

**REQUEST TYPE**

Annual Request

**PROVIDE A DESCRIPTION AND THE  
PURPOSE OF THE ENHANCEMENT.**

library additional staffing to cover extended hours.

**DOES THIS ADDRESS A STRATEGIC  
PLANNING PILLAR? IF SO PROVIDE AN  
OVERVIEW.**

yes. 1E - 2E - 2F - 3A - 3D

**DOES THIS ADDRESS A LEGAL  
REQUIREMENT? IF SO PROVIDE AN  
OVERVIEW.**

N/A

**DOES THIS ADDRESS A CITY  
COMMISSION OBJECTIVE? IF SO  
PROVIDE AN OVERVIEW.**

Yes. The extended hours of library services have positive effects on research works, academic activities as well as academic performance of students among others. In order to comprehend how respondents perceived the benefits of using the library during the extended service hours.

**DOES THIS PROVIDE A RETURN ON  
INVESTMENT? IF SO PROVIDE AN  
OVERVIEW.**

N/A

# 2023 SUPPLEMENTAL BUDGET ENHANCEMENT REQUEST



General

**WHAT IS YOUR EMAIL?**

[lbennett@lakeworthbeachfl.gov](mailto:lbennett@lakeworthbeachfl.gov)

**FUND NAME**

General

**FUND NO.**

001-8020-571.40-10

**DEPARTMENT NAME**

Leisure Services

**DEPARTMENT NO.**

001-8020-571.40-10

**OBJECT ACCT NAME**

Training/Registration

**CONTROL ACCT NO**

001-8020-571.40-10

**AMOUNT REQUEST**

\$150.00

**REQUEST TYPE**

Annual Request

**PROVIDE A DESCRIPTION AND THE  
PURPOSE OF THE ENHANCEMENT.**

Registration for Public Library Directors Meeting

**DOES THIS ADDRESS A STRATEGIC  
PLANNING PILLAR? IF SO PROVIDE AN  
OVERVIEW.**

Pillar 5-A, B

# 2023 SUPPLEMENTAL BUDGET ENHANCEMENT REQUEST



General

**WHAT IS YOUR EMAIL?**

[lbennett@lakeworthbeachfl.gov](mailto:lbennett@lakeworthbeachfl.gov)

**FUND NAME**

General

**FUND NO.**

001-8020-571.40-20

**DEPARTMENT NAME**

Leisure Services

**DEPARTMENT NO.**

001-8020-571.40-20

**OBJECT ACCT NAME**

Lodging/Transportation

**CONTROL ACCT NO**

001-8020-571.40-20

**AMOUNT REQUEST**

\$200.00

**REQUEST TYPE**

Annual Request

**PROVIDE A DESCRIPTION AND THE  
PURPOSE OF THE ENHANCEMENT.**

Travel to Tallahassee/lodge 1 night for Library Directors Meeting.

**DOES THIS ADDRESS A STRATEGIC  
PLANNING PILLAR? IF SO PROVIDE AN  
OVERVIEW.**

Pillar 5- A, B

# 2023 SUPPLEMENTAL BUDGET ENHANCEMENT REQUEST



General Fund

**WHAT IS YOUR EMAIL?**

[lbennett@lakeworthbeachfl.gov](mailto:lbennett@lakeworthbeachfl.gov)

**FUND NAME**

General Fund

**FUND NO.**

001-8020

**DEPARTMENT NAME**

Leisure Services

**DEPARTMENT NO.**

001-8020-571.46-10

**OBJECT ACCT NAME**

R&M Buildings

**CONTROL ACCT NO**

001-8020-571.46-10

**AMOUNT REQUEST**

\$3,000.00

**REQUEST TYPE**

One-Time Request

**PROVIDE A DESCRIPTION AND THE** FY22: \$2,000 FY23 Request: \$7,000

Ceiling replacement and Kitchenette for The Gallery Meeting Room

**PURPOSE OF THE ENHANCEMENT.**

**DOES THIS ADDRESS A STRATEGIC  
PLANNING PILLAR? IF SO PROVIDE AN  
OVERVIEW.**

Celebrating the unique, historical, coastal,  
and cultural diversity of the CityB, D



**2023 SUPPLEMENTAL  
BUDGET  
ENHANCEMENT  
REQUEST**  
General Fund



**WHAT IS YOUR EMAIL?**

[lbennett@lakeworthbeachfl.gov](mailto:lbennett@lakeworthbeachfl.gov)

**FUND NAME**

General Fund

**FUND NO.**

001-8020

**DEPARTMENT NAME**

Leisure Services

**DEPARTMENT NO.**

001-8020-571.48-00

**OBJECT ACCT NAME**

Promotional Activities

**CONTROL ACCT NO**

001-8020-571.48-00

**AMOUNT REQUEST**

\$2,620

**REQUEST TYPE**

Annual Request

**PROVIDE A DESCRIPTION AND THE  
PURPOSE OF THE ENHANCEMENT.**

FY22: \$13,380 FY23 Request:\$16,000 Increase in pricing for BiblioArte Author fees and travel.

Author for BiblioArte (15,000), Book Town Designation fees (1,000)

**DOES THIS ADDRESS A STRATEGIC  
PLANNING PILLAR? IF SO PROVIDE AN  
OVERVIEW.**

Celebrating the unique, historical, coastal, and cultural diversity of the City-D

**2023 SUPPLEMENTAL  
BUDGET  
ENHANCEMENT  
REQUEST**  
General Fund



**WHAT IS YOUR EMAIL?** [lbennett@lakeworthbeachfl.gov](mailto:lbennett@lakeworthbeachfl.gov)

**FUND NAME** General Fund

**FUND NO.** 001-8020

**DEPARTMENT NAME** Leisure Services

**DEPARTMENT NO.** 001-8020-571.54-00

**OBJECT ACCT NAME** Books, Publ, Subsc & Memb

**CONTROL ACCT NO** 001-8020-571.54-00

**AMOUNT REQUEST** \$8,700

**REQUEST TYPE** Annual Request

**PROVIDE A DESCRIPTION AND THE  
PURPOSE OF THE ENHANCEMENT.** FY22-15,000  
FY23 Request 23,700

Price of ebooks has risen due covid CloudLibrary 2500, SEFLIN 2400,  
Newsbank 2000, BiblioTheca 5600, FLA 500, OCLC 2200, Ebsco 3500, Magazine 3500, ALA 1500

**DOES THIS ADDRESS A STRATEGIC  
PLANNING PILLAR? IF SO PROVIDE AN  
OVERVIEW.** Affirming Government for All  
A, D, E

**2023 SUPPLEMENTAL  
BUDGET  
ENHANCEMENT  
REQUEST**  
General Fund



**WHAT IS YOUR EMAIL?** [lbennett@lakeworthbeachfl.gov](mailto:lbennett@lakeworthbeachfl.gov)

**FUND NAME** General Fund

**FUND NO.** 001-8020

**DEPARTMENT NAME** Leisure Services

**DEPARTMENT NO.** 001-8020-571.54.90

**OBJECT ACCT NAME** Library Materials

**CONTROL ACCT NO** 001-8020-571.54.90

**AMOUNT REQUEST** \$10,000

**REQUEST TYPE** Annual Request

**PROVIDE A DESCRIPTION AND THE  
PURPOSE OF THE ENHANCEMENT.** FY 22 Request- \$40,000  
FY23 Request- \$50,000

Price of books has risen due to covid McNaughton 25,000, Brodart 15,000,  
Gumdrop 7000, Amazon 1000, Uof FL 1,000, Pineapple Press 1000

**DOES THIS ADDRESS A STRATEGIC  
PLANNING PILLAR? IF SO PROVIDE AN  
OVERVIEW.**

A, D, E

Affirming government for all

**2023 SUPPLEMENTAL  
BUDGET  
ENHANCEMENT  
REQUEST**  
General Fund



**WHAT IS YOUR EMAIL?**

[lbennett@lakeworthbeachfl.gov](mailto:lbennett@lakeworthbeachfl.gov)

**FUND NAME**

General Fund

**FUND NO.**

001-8061

**DEPARTMENT NAME**

Leisure Services

**DEPARTMENT NO.**

001-8061-572.34-50

**OBJECT ACCT NAME**

Other Contractual Services

**CONTROL ACCT NO**

001-8061-572.34-50

**AMOUNT REQUEST**

\$4,000

**REQUEST TYPE**

Annual Request

**PROVIDE A DESCRIPTION AND THE  
PURPOSE OF THE ENHANCEMENT.**

FY22- \$11,000  
FY23- \$15,000  
Instructor Prices Increased due to COVID19

Yoga Instructor /yr, Boot Camp Instructor / fall and spring sessions, Summer Camp  
Specialty Instructors (STEM) , CluCre8.

**DOES THIS ADDRESS A STRATEGIC  
PLANNING PILLAR? IF SO PROVIDE AN  
OVERVIEW.**

Positioning- E

Strengthening- E

Celebrating- D

# 2023 SUPPLEMENTAL BUDGET ENHANCEMENT REQUEST



General fund

**WHAT IS YOUR EMAIL?**

[lyounan@lakeworthbeachfl.gov](mailto:lyounan@lakeworthbeachfl.gov)

**FUND NAME**

General fund

**FUND NO.**

001

**DEPARTMENT NAME**

Leisure

**DEPARTMENT NO.**

8062

**OBJECT ACCT NAME**

0

**CONTROL ACCT NO**

0

**AMOUNT REQUEST**

1,500,000

**REQUEST TYPE**

One-Time Request

**PROVIDE A DESCRIPTION AND THE  
PURPOSE OF THE ENHANCEMENT.**

Spillway Park Area needs attention as it's frequented by people everyday/night for fishing.

**DOES THIS ADDRESS A STRATEGIC  
PLANNING PILLAR? IF SO PROVIDE AN  
OVERVIEW.**

1A , 1D, 1E , 2 C, 2D , 2E, 3A, 3C , 4C

**DOES THIS PROVIDE A RETURN ON  
INVESTMENT? IF SO PROVIDE AN  
OVERVIEW.**

Area needs attention as it's frequented by people everyday/night for fishing.

# 2023 SUPPLEMENTAL BUDGET ENHANCEMENT REQUEST

General Fund



**WHAT IS YOUR EMAIL?** [lyounan@lakeworthbeachfl.gov](mailto:lyounan@lakeworthbeachfl.gov)  
**FUND NAME** General Fund  
**FUND NO.** 001  
**DEPARTMENT NAME** Leisure  
**DEPARTMENT NO.** 8062  
**OBJECT ACCT NAME** 572  
**CONTROL ACCT NO** 0  
**AMOUNT REQUEST** 1,500,000  
**REQUEST TYPE** One-Time Request

**PROVIDE A DESCRIPTION AND THE PURPOSE OF THE ENHANCEMENT.**

A skatepark can be a great investment for a neighborhood or community. These recreational areas provide benefits to community residents and encourage economic development.. Parks that are focused on combating childhood obesity may be eligible for funding through various grants, which would be a potential source of funding for a skatepark

**DOES THIS ADDRESS A STRATEGIC PLANNING PILLAR? IF SO PROVIDE AN OVERVIEW.**

1A , 1E , 2E, 3C ,

**DOES THIS PROVIDE A RETURN ON INVESTMENT? IF SO PROVIDE AN OVERVIEW.**

A skatepark can be a great investment for a neighborhood or community. These recreational areas provide benefits to community residents and encourage economic development.. Parks that are focused on combating childhood obesity may be eligible for funding through various grants, which would be a potential source of funding for a skatepark.

# 2023 SUPPLEMENTAL BUDGET ENHANCEMENT REQUEST

Building Fund



**WHAT IS YOUR EMAIL?**

[wwaters@lakeworthbeachfl.gov](mailto:wwaters@lakeworthbeachfl.gov)

**FUND NAME**

Building Fund

**FUND NO.**

103-2020-515.12-10

**DEPARTMENT NAME**

Community Sustainability

**DEPARTMENT NO.**

001

**OBJECT ACCT NAME**

Staffing Salaries

**CONTROL ACCT NO**

103-2020-515.12-10

**AMOUNT REQUEST**

\$75,000 salary and benefits

**REQUEST TYPE**

Annual Request

**PROVIDE A DESCRIPTION AND THE  
PURPOSE OF THE ENHANCEMENT.**

Salary and benefits for an additional administrative assistant position to manage paperwork, reports, scheduling and consultant reviews for City's 30 year Recertification Process to ensure streamlined receipt, review and filing of reports. In addition, position will assist with the management of the City's property files and their being scanned to be available on the City's website.

**DOES THIS ADDRESS A STRATEGIC  
PLANNING PILLAR? IF SO PROVIDE AN  
OVERVIEW.**

Yes, Pillars IV and V

**DOES THIS ADDRESS A LEGAL  
REQUIREMENT? IF SO PROVIDE AN  
OVERVIEW.**

Yes, the City must adopt and manage a 30 year building recertification process.

**DOES THIS PROVIDE A RETURN ON  
INVESTMENT? IF SO PROVIDE AN  
OVERVIEW.**

There will be an application fee created to cover a portion of the cost for this position. All funding is within the Building Enterprise Fund.

# 2023 SUPPLEMENTAL BUDGET ENHANCEMENT REQUEST



Building Enterprise Fund

**WHAT IS YOUR EMAIL?**

[wwaters@lakeworthbeachfl.gov](mailto:wwaters@lakeworthbeachfl.gov)

**FUND NAME**

Building Enterprise Fund

**FUND NO.**

103-2020-515.64-30

**DEPARTMENT NAME**

Community Sustainability

**DEPARTMENT NO.**

103

**OBJECT ACCT NAME**

Machinery Equipment

**CONTROL ACCT NO**

103-2020-515.64-30

**AMOUNT REQUEST**

\$80,000

**REQUEST TYPE**

One-Time Request

**PROVIDE A DESCRIPTION AND THE  
PURPOSE OF THE ENHANCEMENT.**

Funding for early replacement of two building division vehicles with either electric or hybrid options. Vehicles being replaced will be transitioned to Code Compliance Division to avoid having to purchase new vehicles as vacant staff positions are filled.

**DOES THIS ADDRESS A STRATEGIC  
PLANNING PILLAR? IF SO PROVIDE AN  
OVERVIEW.**

Pillar Four

**DOES THIS ADDRESS A LEGAL  
REQUIREMENT? IF SO PROVIDE AN  
OVERVIEW.**

No

**DOES THIS ADDRESS A CITY  
COMMISSION OBJECTIVE? IF SO  
PROVIDE AN OVERVIEW.**

Yes, Commission has requested that City Vehicle fleet transition to electric options.

**DOES THIS PROVIDE A RETURN ON  
INVESTMENT? IF SO PROVIDE AN  
OVERVIEW.**

Not Applicable



**2023 SUPPLEMENTAL  
BUDGET  
ENHANCEMENT  
REQUEST**  
Building Fund



**WHAT IS YOUR EMAIL?**

[wwaters@lakeworthbeachfl.gov](mailto:wwaters@lakeworthbeachfl.gov)

**FUND NAME**

Building Fund

**FUND NO.**

102-2020-515.64-40

**DEPARTMENT NAME**

Community Sustainability

**DEPARTMENT NO.**

102-2020-515.64-40

**OBJECT ACCT NAME**

Technology

**CONTROL ACCT NO**

64-40

**AMOUNT REQUEST**

\$5,000

**REQUEST TYPE**

Annual Request

**PROVIDE A DESCRIPTION AND THE  
PURPOSE OF THE ENHANCEMENT.**

Additional funding for the maintenance and expansion of Blu-Beam services within the Building Division

**DOES THIS ADDRESS A STRATEGIC  
PLANNING PILLAR? IF SO PROVIDE AN  
OVERVIEW.**

Pillar V - A and D

**DOES THIS ADDRESS A LEGAL  
REQUIREMENT? IF SO PROVIDE AN  
OVERVIEW.**

Yes, statutory requirement to review building permit applications in a timely manner.

# 2023 SUPPLEMENTAL BUDGET ENHANCEMENT REQUEST

Lauren Bennett



**WHAT IS YOUR EMAIL?**

[lbennett@lakeworthbeachfl.gov](mailto:lbennett@lakeworthbeachfl.gov)

**FUND NAME**

Lauren Bennett

**FUND NO.**

140-8050-579.46-21

**DEPARTMENT NAME**

Leisure Services

**DEPARTMENT NO.**

Parking Division

**OBJECT ACCT NAME**

Equipment-General

**CONTROL ACCT NO**

140-8050-579.46-21

**AMOUNT REQUEST**

\$6,500

**REQUEST TYPE**

Annual Request

**PROVIDE A DESCRIPTION AND THE  
PURPOSE OF THE ENHANCEMENT.**

FY22: \$18,000 FY23 Request: \$24,500 Adding additional parking meters to the Bohemian Garage.

**DOES THIS ADDRESS A STRATEGIC  
PLANNING PILLAR? IF SO PROVIDE AN  
OVERVIEW.**

Positioning Lake Worth Beach to be a more a competitive viable location of choice  
C

**DOES THIS PROVIDE A RETURN ON  
INVESTMENT? IF SO PROVIDE AN**

Navigating Towards a Sustainable Community  
B

Yes- parking revenue

**OTHER COMMENTS**

Current account: \$18,000  
Requesting a total of: \$24,500 for FY 23

**OVERVIEW.**

# 2023 SUPPLEMENTAL BUDGET ENHANCEMENT REQUEST Beach Fund



**WHAT IS YOUR EMAIL?** [lbennett@lakeworthbeachfl.gov](mailto:lbennett@lakeworthbeachfl.gov)

**FUND NAME** Beach Fund

**FUND NO.** 140

**DEPARTMENT NAME** Leisure Services

**DEPARTMENT NO.** 140-8055-575.52-90

**OBJECT ACCT NAME** Other

**CONTROL ACCT NO** 140-8055-575.52-90

**AMOUNT REQUEST** \$6,000

**REQUEST TYPE** Annual Request

**PROVIDE A DESCRIPTION AND THE PURPOSE OF THE ENHANCEMENT. FY22: \$8,000 FY23 Request: \$14,000**

Bathroom and janitorial supplies. Vendor supplies are increasing due to COVID.

**DOES THIS ADDRESS A STRATEGIC  
PLANNING PILLAR? IF SO PROVIDE AN  
OVERVIEW.**

Affirming Government for All- A

# 2023 SUPPLEMENTAL BUDGET ENHANCEMENT REQUEST



Beach Fund

**WHAT IS YOUR EMAIL?**

[lbennett@lakeworthbeachfl.gov](mailto:lbennett@lakeworthbeachfl.gov)

**FUND NAME**

Beach Fund

**FUND NO.**

140

**DEPARTMENT NAME**

Leisure Services

**DEPARTMENT NO.**

140-8072-572.64-00

**OBJECT ACCT NAME**

Machinery & Equipment

**CONTROL ACCT NO**

140-8072-572.64-00

**AMOUNT REQUEST**

\$7,500.00

**REQUEST TYPE**

One-Time Request

**PROVIDE A DESCRIPTION AND THE  
PURPOSE OF THE ENHANCEMENT.**

ATV Replacement

**DOES THIS ADDRESS A STRATEGIC  
PLANNING PILLAR? IF SO PROVIDE AN  
OVERVIEW.**

Positioning Lake Worth Beach to be a competitive viable location of choice-  
E

**DOES THIS PROVIDE A RETURN ON  
INVESTMENT? IF SO PROVIDE AN  
OVERVIEW.**

Affirming government for all- A, B D

Allows quicker response times during an emergency

**2023 SUPPLEMENTAL  
BUDGET  
ENHANCEMENT  
REQUEST  
Beach Fund**



**WHAT IS YOUR EMAIL?**

[lbennett@lakeworthbeachfl.gov](mailto:lbennett@lakeworthbeachfl.gov)

**FUND NAME**

Beach Fund

**FUND NO.**

140

**DEPARTMENT NAME**

Leisure Services

**DEPARTMENT NO.**

140-8074-575.34-50

**OBJECT ACCT NAME**

Other Contractual Service

**CONTROL ACCT NO**

140-8074-575.34-50

**AMOUNT REQUEST**

\$17,774.00

**REQUEST TYPE**

Annual Request

**PROVIDE A DESCRIPTION AND THE  
PURPOSE OF THE ENHANCEMENT.**

FY22: 290,726 FY 23 Request: \$308,500

New Janitorial, \$16,000, Marquez Landscape \$20,000, PBSO \$272,500. Vendor Supplies Increasing due to COVID

**DOES THIS ADDRESS A STRATEGIC  
PLANNING PILLAR? IF SO PROVIDE AN  
OVERVIEW.**

Affirming Government for All- A

**2023 SUPPLEMENTAL  
BUDGET  
ENHANCEMENT  
REQUEST**  
Beach Fund



**WHAT IS YOUR EMAIL?**

[lbennett@lakeworthbeachfl.gov](mailto:lbennett@lakeworthbeachfl.gov)

**FUND NAME**

Beach Fund

**FUND NO.**

140

**DEPARTMENT NAME**

Leisure Services

**DEPARTMENT NO.**

140-8074-575.46-70

**OBJECT ACCT NAME**

Structures & Improvements

**CONTROL ACCT NO**

140-8074-575.46-70

**AMOUNT REQUEST**

\$3,000

**REQUEST TYPE**

Annual Request

**PROVIDE A DESCRIPTION AND THE  
PURPOSE OF THE ENHANCEMENT.**

Fy22: \$35,000 FY23 Request:\$38,000 Fence Railings \$10,000  
Lighting \$6,000  
Windows/Doors \$5,000,  
Pavilion/canopy repairs \$7,000, South  
bathroom repairs \$5,000 ADA path  
repairs \$5,000 - Price Increases due to  
COVID.

**DOES THIS ADDRESS A STRATEGIC  
PLANNING PILLAR? IF SO PROVIDE AN  
OVERVIEW.**

Positioning Lake Worth Beach to be a competitive viable location of choice-  
E

# 2023 SUPPLEMENTAL BUDGET ENHANCEMENT REQUEST



Beach

<b>WHAT IS YOUR EMAIL?</b>	<a href="mailto:lbennett@lakeworthbeachfl.gov">lbennett@lakeworthbeachfl.gov</a>
<b>FUND NAME</b>	Beach
<b>FUND NO.</b>	140-8074-575.64-40
<b>DEPARTMENT NAME</b>	Leisure Services
<b>DEPARTMENT NO.</b>	140-8074-575.64-40
<b>OBJECT ACCT NAME</b>	Misc. Equipment
<b>CONTROL ACCT NO</b>	140-8074-575.64-40
<b>AMOUNT REQUEST</b>	\$9,000.00
<b>REQUEST TYPE</b>	One-Time Request
<b>PROVIDE A DESCRIPTION AND THE PURPOSE OF THE ENHANCEMENT.</b>	New tractor for the beach property. The current one is deteriorating from the beach environment and is nearing the end of it's life and is not longer repairable.
<b>DOES THIS ADDRESS A STRATEGIC PLANNING PILLAR? IF SO PROVIDE AN OVERVIEW.</b>	Pillar 1- E Pillar 2- B, E

City of Lake Worth Beach  
FY 2023  
Supplemental Budget Enhancement Request

Fund Name:	Electric Utility	Fund No.	401
Department Name:	Electric/Customer Services	Department No.	12-40
Object Acct Name:	Contractual Services	Control Acct No.	401-1240-513-34-50

\$ Amount Request; \$96,000 Annually

Will this be an annual request - **Yes**

*or a*

One-time request                      **No**

**Provide a description and the purpose of the enhancement.**

City's Utility Customer Service function is desirous of improving customers' experience by improving the Customer Information System (CIS) system to incorporate features not available today. The new CIS would be web hosted with annual hosting licensing fees of \$8,000 per month or \$96,000 annually. The new CIS would integrate with City's legacy Naviline system and the recently added Milsoft suite of technology modules (Engineering Analysis, Geographic Information System, Interactive Voice Response, and Outage Management System) and allow more effective and timely outage notification methods, advanced utility billing features that are not available today such as enhanced budget billing, community solar billing, commercial demand billing, and pay-as-you-go electric service.

**Does this address a strategic planning pillar? If so provide an overview.**

**Yes** – Affirming Government for All; Maximize Technology to enhance efficiency, productivity, security and convenience. Utilizing the latest in modern utility billing software with advanced features will allow the City to improve Customer Experience. Features of the new billing system will include increased budget billing options with up to six different options, the ability to provide customers with a solar energy option in their energy supply, automated commercial demand billing to help reduce the bills of our commercial customers and more importantly correctly bill the larger commercial customers that place a heavier demand on the electric system; and offer customers the ability to "pay-go" their electric service automatically – similar to Sun Pass – by replenishing their accounts in smaller, more frequent increments to avoid shut-off fees and late charges.

**Does this address a legal requirement? If so provide an overview.**

n/a

**Does this address a City Commission objective? If so provide an overview.**

**Yes** (see Strategic Planning Pillar response above)



City of Lake Worth Beach  
FY 2023  
Supplemental Budget Enhancement Request

Fund Name: <u>Electric Utility</u>	Fund No. 401
Department Name: Electric/Customer Services	Department No. 12-40
Object Acct Name: Training	Control Acct No. 401-1240-513-40-10

\$ Amount Request \$7,500: additional

Will this be an annual request Yes

*or a*

One-time request                      No

Provide a description and the purpose of the enhancement.

Customer Services requests the addition of 6 new Customer Services reps for the purpose of managing customers calls, in lieu of the calls going thru ENCO; and thus reduce our contractual costs with ENCO. Hence, the need for additional training costs.

Does this address a strategic planning pillar? If so provide an overview.

This allows for the networking of our transmission assets to the Bulk Electric System, BES and provides for a second transmission interconnection with Florida Power and Light. This second connection will provide a reliable and redundant pathway to electric energy we own outside of our territory.

Does this address a legal requirement? If so provide an overview.

No

Does this address a City Commission objective? If so provide an overview.

Yes, City Commission provided favorable consensus at a Customer Services workshop presentation in February'2022

Does this provide a return on investment? If so provide an overview.

The Strategy is to limit dependency initially, and replace ENCO, thus reducing contractual cost. In the interim, we need to budget for training costs.

Other comments.

# 2023 SUPPLEMENTAL BUDGET ENHANCEMENT REQUEST



Electric utility

**WHAT IS YOUR EMAIL?**

[cjohnson@lakeworthbeachfl.gov](mailto:cjohnson@lakeworthbeachfl.gov)

**FUND NAME**

Electric utility

**FUND NO.**

401

**DEPARTMENT NAME**

Division Name is Customer services

**DEPARTMENT NO.**

12-40

**OBJECT ACCT NAME**

Office Supplies

**CONTROL ACCT NO**

401-1240-513-51-10

**AMOUNT REQUEST**

Additional \$7,000:

**REQUEST TYPE**

Annual Request

**PROVIDE A DESCRIPTION AND THE  
PURPOSE OF THE ENHANCEMENT.**

Customer Services requested 6 additional Customer Services Reps to replace the outsourcing to ENCO and reduce costs. A presentation was made to the City Commission at a workshop, and they showed approval of this strategy. Hence, with new EEs, there is a need for additional Office Supplies.

**DOES THIS ADDRESS A STRATEGIC  
PLANNING PILLAR? IF SO PROVIDE AN  
OVERVIEW.**

Yes

**DOES THIS ADDRESS A LEGAL  
REQUIREMENT? IF SO PROVIDE AN  
OVERVIEW.**

No

**DOES THIS ADDRESS A CITY  
COMMISSION OBJECTIVE? IF SO  
PROVIDE AN OVERVIEW.**

Yes, they unanimously agreed with the plan to hire new Customer Services Reps, and scale back the contractual costs the City pays to ENCO

**DOES THIS PROVIDE A RETURN ON  
INVESTMENT? IF SO PROVIDE AN  
OVERVIEW.**

That is the strategy, yes.

City of Lake Worth Beach  
FY 2023  
Supplemental Budget Enhancement Request

Fund Name: Electric Utility Fund No. 401  
Division Name: Administration Department No. 60-10  
Object Acct Name: Salaries & Benefits Control Acct No. 401-6010-531-12-10

\$ Amount Request \$96,200 at 75%

Will this be an annual request Yes

*or a*

One-time request N/A

**Provide a description and the purpose of the enhancement.**

**Position:-** Energy Conservation and Green House Gas reduction Manager:

This person will identify customers with high energy bills and manage the City's efforts to help customers reduce energy usage.

**Does this address a strategic planning pillar? If so provide an overview.**

Identify opportunities and initiatives that results in the City reducing its own carbon footprint beyond just reductions inherent in the fuel mix of the electric utility.

**Does this address a legal requirement? If so provide an overview.**

No

**Does this address a City Commission objective? If so provide an overview.**

Yes, there is Commission consensus that this position is worthwhile and productive as the City improves on its environmental image of increasing our carbon footprint.

**Does this provide a return on investment? If so provide an overview.**

Yes, this position can be resourceful in contributing to new energy conservation plan, and transitioning our fleet inventory to more electric vehicles in the near future.

**Other comments.**

Complete this schedule if:

- An object number exceeds the previous year's request.
- If the department is adding a new program or service needing evaluation / discussion

City of Lake Worth Beach  
FY 2023  
Supplemental Budget Enhancement Request

Fund Name:	<u>Electric Utility</u>	Fund No.	401
Department Name:	Electric/Engineering	Department No.	60-20
Object Acct Name:	Training	Control Acct No.	401-6020-531-40-10

\$ Amount Request \$3,000: additional

Will this be an annual request Yes

*or a*

One-time request                      No

Provide a description and the purpose of the enhancement.

Engineering desires to keep up with new best of breed technology, tools, techniques and knowledge, hence the need for training exposure

Does this address a strategic planning pillar? If so provide an overview.

**D. Maximize technology to enhance efficiency, productivity, security and convenience**

Does this address a legal requirement? If so provide an overview.

No

Does this address a City Commission objective? If so provide an overview.

**Establish a workplace culture of high performance, continuous improvement, and human-centered innovation that encourages employee growth and collaboration**

Does this provide a return on investment? If so provide an overview.

Yes, consistent training, using best of breed technology, provides high quality products that reduces risks and improves performances.

Other comments.

Complete this schedule if:



Financial Services Department  
7 North Dixie Hwy  
Lake Worth Beach, FL 33460

**Supplemental Budget Enhancement Request**  
Fiscal Year 2023

Fund Name: Demand Response Program Fund No. 401  
Department Name: Electric Utilities Department No. 6031  
Object Acct Name: Contractual Services Control Acct No. 34-50

\$ Amount Request \$ 50,000.00

Will this be an annual request \_\_\_\_\_?  
*or a*  
One-time request X \_\_\_\_\_?

**Provide a description and the purpose of the enhancement.**

The City would like to adopt technology advancements to help control and possibly reduce energy demand. City views adoption of demand response as a potential technology to be utilized in achieving its goals. This project would identify the potential costs and benefits of City's electric utility deploying a demand response program for various levels of program participation.

**Does this address a strategic planning pillar? If so provide an overview.**

Maximize technology to enhance efficiency and productivity.

**Does this address a legal requirement? If so provide an overview.**

N/A

**Does this address a City Commission objective? If so provide an overview.**

Ensure development that anticipates and embraces the future.

**Does this provide a return on investment? If so provide an overview.**

Demand Response programs have the potential to provide a return on investment. This study will help determine the costs and benefits associated with such a program.

**Other comments.**

This study will assist the City in determining if a demand response program should be implemented in its electric utility, and if so at what level of deployment should the City's electric utility plan for. Information garnered from this study will serve as the basis for seeking approvals for implementing a demand response program and the expenditures required for implementation.

**Complete this schedule if:**

- An object number exceeds the previous year's request.
- If the department is adding a new program or service needing evaluation / discussion



Financial Services Department  
7 North Dixie Hwy  
Lake Worth Beach, FL 33460

**Supplemental Budget Enhancement Request**  
Fiscal Year 2023

Fund Name: Solar Energy Loan Fund (SELF) Fund No. \_\_\_\_\_  
Department Name: Electric Department No. \_\_\_\_\_  
Object Acct Name: \_\_\_\_\_ Control Acct No. \_\_\_\_\_

\$ Amount Request \$ 50,000.00

Will this be an annual request \_\_\_\_\_?  
*or a*  
One-time request \_\_\_\_\_?

Provide a description and the purpose of the enhancement.

As promoted on the SELF web site (www.solarenergyloanfund.org) SELF's mission is to rebuild and empower underserved communities by providing access to affordable and innovative financing for sustainable property improvements, with the primary focus on energy efficiency, renewable energy, and climate resilience in low- and moderate-income (LMI) neighborhoods. SELF strives to create positive social, economic, and environmental impacts by helping people improve the health, safety, and quality of life in their homes while reducing operating costs and greenhouse gas emissions.

Does this address a strategic planning pillar? If so provide an overview.

N/A

Does this address a legal requirement? If so provide an overview.

N/A

Does this address a City Commission objective? If so provide an overview.

A member of the Lake Worth Beach City Commission and members of City's Electric Utility Advisory Board (EUAB) have previously recommended that the City engage SELF to assist customers in accessing grants and assistance with home improvements that energy conservation projects. Specifically, at the February 2022 electric utility meeting with City Commission the EUAB recommended that City engage a non-profit energy efficiency program manager to promote outside grants and financing for utility customers. The Solar Energy Loan Fund was identified as an entity engaged by other municipalities throughout the State - notably Martin County.

Does this provide a return on investment? If so provide an overview.

There is potential to reduce overall electric load and peak demand

Other comments.

Complete this schedule if:

- An object number exceeds the previous year's request.
- If the department is adding a new program or service needing evaluation / discussion

City of Lake Worth Beach  
FY 2023  
Supplemental Budget Enhancement Request

Fund Name:	<u>Electric Utility</u>	Fund No.	401
Department Name:	Electric/Power Plant	Department No.	60-31
Object Acct Name:	Chemicals	Control Acct No.	401-6031-531-52-30

\$ Amount Request \$1,000: additional

Will this be an annual request Yes

*or a*

One-time request                      No

Provide a description and the purpose of the enhancement.

Power Plant division was required to do more hydro-static testing, which requires more water and chemicals.

Does this address a strategic planning pillar? If so provide an overview.

**Facilitate environmental sustainability through infrastructure investments, safety requirements, and environmental resiliency.**

Does this address a legal requirement? If so provide an overview.

No

Does this address a City Commission objective? If so provide an overview.

**Establish a workplace culture of high performance, safety, continuous improvement, and human-centered innovation**

Does this provide a return on investment? If so provide an overview.

Yes, hydrostatic testing preempts safety issues with the intent to take corrective actions, and maintain high standards.

Other comments.

City of Lake Worth Beach  
FY 2023  
Supplemental Budget Enhancement Request

Fund Name:	<u>Electric Utility</u>	Fund No.	401
Department Name:	System Operations	Department No.	16-33
Object Acct Name:	Repair/Maint Services - Garage	Control Acct No.	401-6033-531-46-22

\$ Amount Request \$4,900

Will this be an annual request - Yes

**Provide a description and the purpose of the enhancement.**

Annual maintenance and replacement cost for an electric vehicle for the NERC Compliance Manager. This was a newly funded position in FY2022 and vehicle access is required to carry out the compliance functions of that position. The electric utility has embraced the need for the reduction of burning fossil fuels and is transitioning to a fleet of electric vehicles.

**Does this address a strategic planning pillar? If so provide an overview.**

Navigating toward a Sustainable Community.

**Does this address a legal requirement? If so provide an overview.**

**Does this address a City Commission objective? If so provide an overview.**

**Does this provide a return on investment? If so provide an overview.**

**Other comments.**

Complete this schedule if:

- An object number exceeds the previous year's request.
- If the department is adding a new program or service needing evaluation / discussion



City of Lake Worth Beach  
FY 2023  
Supplemental Budget Enhancement Request

Fund Name: <u>Electric Utility</u>	Fund No. 401
Department Name: System Operations	Department No. 16-33
Object Acct Name: Machinery & Equipment / Vehicles	Control Acct No. 401-6033-531-64-30

\$ Amount Request \$30,000

Will this be an annual request - No

**Provide a description and the purpose of the enhancement.**

For the purchase cost of a Chevy Bolt electric vehicle for the NERC Compliance Manager. This was a newly funded position in FY2022 and vehicle access is required to carry out the compliance functions of that position. The electric utility has embraced the need for the reduction of burning fossil fuels and is transitioning to a fleet of electric vehicles.

**Does this address a strategic planning pillar? If so provide an overview.**

Navigating toward a Sustainable Community.

**Does this address a legal requirement? If so provide an overview.**

**Does this address a City Commission objective? If so provide an overview.**

**Does this provide a return on investment? If so provide an overview.**

**Other comments.**

Complete this schedule if:

- An object number exceeds the previous year's request.
- If the department is adding a new program or service needing evaluation / discussion

City of Lake Worth Beach  
FY 2023  
Supplemental Budget Enhancement Request

Fund Name: Electric Utility Fund No. 401  
Department Name: Electric/Trans & Distribution Department No. 60-34  
Object Acct Name: Small Equipment Control Acct No. 401-6034-531-46-25

\$ Amount Request \$3,000:

Will this be an annual request Yes

*or a*

One-time request

No

Provide a description and the purpose of the enhancement.

Trans & Distr. division is requesting additional funds to replace defective and worn out tools and small equipment, which maintains a high level of safety.

Does this address a strategic planning pillar? If so provide an overview.

**Maximize technology to enhance efficiency, productivity, security and convenience**

Does this address a legal requirement? If so provide an overview.

Yes, using defective tools can create a risk/liability legal issue.

Does this address a City Commission objective? If so provide an overview.

**Establish a workplace culture of high performance, safety, continuous improvement,**

Does this provide a return on investment? If so provide an overview.

Yes, new tools, sharp tools increases production ratios with less manual effort.

Other comments.

Complete this schedule if:

- An object number exceeds the previous year's request.

# 2023 SUPPLEMENTAL BUDGET ENHANCEMENT REQUEST Golf



**WHAT IS YOUR EMAIL?**

[lbennett@lakeworthbeachfl.gov](mailto:lbennett@lakeworthbeachfl.gov)

**FUND NAME**

Golf

**FUND NO.**

404

**DEPARTMENT NAME**

Leisure Services

**DEPARTMENT NO.**

404-8030-575.46-10

**OBJECT ACCT NAME**

Buildings

**CONTROL ACCT NO**

404-8030-575.46-10

**AMOUNT REQUEST**

8,000

**REQUEST TYPE**

Annual Request

**PROVIDE A DESCRIPTION AND THE  
PURPOSE OF THE ENHANCEMENT.**

FY 22: 40,000  
FY23 Request: 48,000

Taking 8,000 from 575.46-30 Golf Carts and adding 8,000 to 575.46-10 for maintenance needs on aging facility.

**DOES THIS ADDRESS A STRATEGIC  
PLANNING PILLAR? IF SO PROVIDE AN  
OVERVIEW.**

Pillar 2- E

Pillar 3- B

Pillar 5- A

City of Lake Worth Beach  
FY 2023 CIP

Project Title	Source of Funds											Cumulative Requests	
	FY 2023 Requests	Pay Go	Fund Balance	Transfers From Other Funds	Grant	Sales Tax	New Borrowing	Funding Not Identified or not Funded	FY 2024 Forecast	FY 2025 Forecast	FY 2026 Forecast		FY 2027 Forecast
<b>Governmental Funds</b>													
<b>General Fund</b>													
<b>General Government</b>													
City Hall Annex - Impact Windows	150,000							150,000					150,000
City Hall Annex - Plumbing	52,000							52,000					52,000
City Hall - Exterior Paint and Waterproofing	75,000							75,000					75,000
Bistro Lighting	65,000				65,000			-					65,000
City Hall Chamber Renovations	85,000							85,000					85,000
Total General Government Fund	427,000	-	-	-	65,000	-	-	362,000	-	-	-	-	427,000
								-					-
<b>Police</b>													
	-	-	-	-	-	-	-	-	-	-	-	-	-
								-					-
<b>Fire</b>													
Fire Station #1 - Exterior Painting and Waterproofing	60,000							60,000					60,000
Total Fire	60,000	-	-	-	-	-	-	60,000	-	-	-	-	60,000
								-					-
<b>Cemetery</b>													
Pinecrest Cemetery Fencing	500,000							500,000					500,000
IA Banks Cemetery Fencing	175,000							175,000					175,000
Total Cemetery	675,000	-	-	-	-	-	-	675,000	-	-	-	-	675,000
								-					-
<b>Library</b>													
Windows - Library - 15 N M St.	50,000							50,000	50,000	50,000	50,000	50,000	250,000
Total Library Services	50,000	-	-	-	-	-	-	50,000	50,000	50,000	50,000	50,000	250,000
								-					-
<b>Recreation</b>													
NW Ballfields - Replace Fence	100,000							100,000					100,000
NW Ball Fields- Lighting Upgrades	656,611							656,611					656,611
Wimbley Gym- Roof Replacement Project	140,000							140,000					140,000
South Bryant Park- Playground	150,000							150,000					150,000
Bryant Park Jetty	62,000							62,000					62,000

City of Lake Worth Beach  
FY 2023 CIP

Project Title	/----- Source of Funds -----/								FY 2024 Forecast	FY 2025 Forecast	FY 2026 Forecast	FY 2027 Forecast	Cumulative Requests
	FY 2023 Requests	Pay Go	Fund Balance	Transfers From Other Funds	Grant	Sales Tax	New Borrowing	Funding Not Identified or not Funded					
Total Leisure Services	1,108,611	-	-	-	-	-	-	1,108,611	-	-	-	-	1,108,611
<i>crossfoot error s=0</i>								-					-
<b>Street Maintenance</b>													
Roadway Projects: - sales tax proceeds already funded for FY 22	1,345,000							1,345,000	1,000,000	1,000,000	1,000,000	1,000,000	5,345,000
Roads / ADA Improvements	1,053,559		183,559		870,000			-					1,053,559
Funding from Sales Tax to be allocated								-					-
Total Street Maintenance Fund	2,398,559	-	183,559	-	870,000	-	-	1,345,000	1,000,000	1,000,000	1,000,000	1,000,000	6,398,559
<i>crossfoot error s=0</i>								-					-
Total General Fund	4,719,170	-	183,559	-	935,000	-	-	3,600,611	1,050,000	1,050,000	1,050,000	1,050,000	8,919,170
<i>crossfoot error s=0</i>								-					-
<b>Building Fund</b>													
1900 Customer Service Security and Access	555,000		555,000					-					555,000
Total Building Fund	555,000	-	555,000	-	-	-	-	-	-	-	-	-	555,000
<i>crossfoot error s=0</i>								-					-
<b>Beach Fund</b>													
Rails / Decking - Beach Park								-	-	-	-	-	-
Beach Property Improvements- assume breakeven	6,000,000		-					6,000,000					6,000,000
Casino Elevator Upgrades	50,000							50,000					50,000
Casino Stairwell Handrails	50,000							50,000					50,000
Lockhart Pier - Structural Piling Reparis	50,000							50,000		-	-		50,000
Total Beach Fund	6,150,000	-	-	-	-	-	-	6,150,000	-	-	-	-	6,150,000
<i>crossfoot error s=0</i>								-					-
<b>Golf Fund</b>													
Clubhouse Roof Replacement								-	300,000				300,000
Total Golf Fund	-	-	-	-	-	-	-	-	300,000	-	-	-	300,000
<i>crossfoot error s=0</i>								-					-
<b>Garage Fleet Maintenance Fund</b>													
Bucket Truck	150,000							150,000					150,000
Annual Vehicle Replacement Budget	200,000							200,000	200,000	200,000	200,000	200,000	1,000,000
Fuel Tank Replacement	1,000,000							1,000,000					1,000,000
Forklift Replacement	75,000							75,000					75,000
Total Garage Fund	1,425,000	-	-	-	-	-	-	1,425,000	200,000	200,000	200,000	200,000	2,225,000

City of Lake Worth Beach  
FY 2023 CIP

Project Title	/----- Source of Funds -----/											Cumulative Requests
	FY 2023 Requests	Pay Go	Fund Balance	Transfers From Other Funds	Grant	Sales Tax	New Borrowing	Funding Not Identified or not Funded	FY 2024 Forecast	FY 2025 Forecast	FY 2026 Forecast	
<i>crossfoot error s=0</i>												
<b>IT Fund</b>												
Enterprise Resource Planning (ERP) Replacement	1,000,000							1,000,000	1,000,000	1,500,000	1,500,000	
Total Information Technology Fund	1,000,000	-	-	-	-	-	-	1,000,000	1,000,000	1,700,000	1,700,000	-
<i>crossfoot error s=0</i>												
<b>Parking Fund</b>												
Gulf Stream Hotel Streetscape Improvements												
Bohemiam - special appropriation												
Total Parking Fund	-	-	-	-	-	-	-	-	-	-	-	-
<i>crossfoot error s=0</i>												
Total Governmental Funds	<b>13,849,170</b>	<b>-</b>	<b>738,559</b>	<b>-</b>	<b>935,000</b>	<b>-</b>	<b>-</b>	<b>12,175,611</b>	<b>2,550,000</b>	<b>2,950,000</b>	<b>2,950,000</b>	<b>1,250,000</b>
<i>crossfoot error s=0</i>												
<b>ENTERPRISE FUNDS</b>												
<b>Electric Fund</b>												
NERC CIP & Security Camera System Improvements	100,000							100,000	-	-	-	-
System Hardening & Reliability Improvement (SHRIP)	37,900,000		-				37,900,000	-	23,200,000	16,650,000	16,300,000	750,000
FDOT Lake Worth Road Street Lighting	220,000						220,000	-				
Bucket Truck (2) Replacement	1,375,000						1,375,000	-	750,000	750,000	350,000	
New Forklift	67,000						67,000	-				
City Hall Annex - Customer Service Building Improvements	1,500,000						1,500,000	-				
Total Electric Fund	41,162,000	-	-	-	-	-	41,062,000	100,000	23,950,000	17,400,000	16,650,000	750,000
<i>crossfoot error s=0</i>												
<b>Water Fund</b>												
Lake Osborne Watermain Replacement - SRF Funded											3,500,000	
Raw Water Wells	600,000						600,000	-	1,000,000	600,000	250,000	1,000,000
Water Treatment Plant Improvements	1,340,000				990,000		350,000	-	1,700,000	825,000	350,000	-
Well #18 New Construction	662,000						662,000	-				
Water Distribution Mains	1,150,000						1,150,000	-	1,575,000	950,000	350,000	350,000
Total Water Fund	3,752,000	-	-	-	990,000	-	2,762,000	-	4,275,000	2,375,000	4,450,000	1,350,000
<i>crossfoot error s=0</i>												
<b>Local Sewer Fund</b>												

City of Lake Worth Beach  
FY 2023 CIP

/----- Source of Funds -----/													
Project Title	FY 2023 Requests	Pay Go	Fund Balance	Transfers			New Borrowing	Funding Not Identified or not Funded	FY 2024 Forecast	FY 2025 Forecast	FY 2026 Forecast	FY 2027 Forecast	Cumulative Requests
				From Other Funds	Grant	Sales Tax							
Global manhole lining							-	-	150,000	150,000	150,000		450,000
Sewer Pump Station Improvements							-	-	400,000	325,000	300,000		1,025,000
Sewer System Pipe Network							-	-	990,000	990,000	990,000		2,970,000
Lift Station 5 Improvements	175,000						175,000	-					175,000
Lift Station 25 Improvements	250,000						250,000	-					250,000
Local Sewer Pump Station Improvements	200,000						200,000	-					200,000
Local Sewer System Pipe Network	1,470,000						1,470,000	-	1,090,000	990,000	990,000	990,000	5,530,000
PBC 10th Ave N at Boutwell FM Upsizing	150,000						150,000	-					150,000
Total Local Sewer Fund	2,245,000	-	-	-	-	-	2,245,000	-	2,630,000	2,455,000	2,430,000	990,000	10,750,000
<i>crossfoot error s=0</i>													
<b>Stormwater Fund</b>													
Storm Water Master Plan	-						-	-	-	-	-	-	-
ST Outfall Check Valve	50,000						50,000	-	50,000	50,000	50,000		200,000
Stormwater Conveyance and collection improvements							-	-				300,000	300,000
Stormwater Main NRP Projects-3 S Palm Park	600,000						600,000	-					600,000
Stormwater Main NRP Projects Parrot Cove	450,000						450,000	-					450,000
Stormwater Main NRP Projects-4 Eden Park	600,000						600,000	-					600,000
Vac Truck 153 Replacement	300,000						300,000	-					300,000
16th Avenue North Outfall Check Valve Repairs	50,000						50,000	-	50,000	50,000	50,000	50,000	250,000
West Village Art loft	100,000						100,000	-					100,000
Total Stormwater Fund	2,150,000	-	-	-	-	-	2,150,000	-	100,000	100,000	100,000	350,000	2,800,000
<i>crossfoot error s=0</i>													
<b>Sanitation Fund</b>													
Heavy Truck Replacement Budget	375,000		375,000					-	500,000	500,000	500,000	500,000	2,375,000
Total Sanitation Fund	375,000	-	375,000	-	-	-	-	-	500,000	500,000	500,000	500,000	2,375,000
<i>crossfoot error s=0</i>													
<b>Regional Sewer Fund</b>													
MPS Pump Replacement 101, 102, 103, 104								-	50,000	50,000	50,000		150,000
Collection and System Improvements								-	300,000	360,000	300,000		960,000
Pipe lining and replacement upgrades	350,000		350,000					-	350,000	360,000			1,060,000
Pump Upgrades	175,000		175,000					-	100,000				275,000
Total Regional Sewer Fund	525,000	-	525,000	-	-	-	-	-	800,000	770,000	350,000	-	2,445,000
<i>crossfoot error s=0</i>													

City of Lake Worth Beach  
FY 2023 CIP

Project Title	/----- <b>Sorce of Funds</b> -----/											<b>Cummulative Requests</b>	
	FY 2023 Requests	Pay Go	Fund Balance	Transfers From Other Funds	Grant	Sales Tax	New Borrowing	Funding Not Identified or not Funded	FY 2024 Forecast	FY 2025 Forecast	FY 2026 Forecast		FY 2027 Forecast
<i>Shared Utility</i>													
Total: Enterprise Funds	50,209,000	-	900,000	-	3,140,000	-	46,069,000	100,000	32,255,000	23,600,000	24,480,000	3,940,000	<b>134,484,000</b>
<i>crossfoot error s=0</i>								-					-
Total City	64,058,170	-	1,638,559	-	4,075,000	-	46,069,000	12,275,611	34,805,000	26,550,000	27,430,000	5,190,000	<b>158,033,170</b>
								-					-







## Capital Improvement Program (CIP) Project Request Form (For Projects / Items Costing Over \$50,000)

<b>Department</b>	<b>Project Duration</b>	<b>Life Expectancy</b>	<b>Priority</b>
General Government	FY23	30 years	1

<b><u>Project Title</u></b>	<b><u>Relevant Graphic Details (GIS or photo inserted)</u></b>
City Hall Annex Building - Impact Windows	

**Project Location**  
414 Lake Avenue

**Project Description/Justification**  
The existing facility at the City Hall Annex contains multiple existing windows that are not impact resistant. The project will complete the full replacement of all remaining non-impact windows with hurricane rated impact windows that match the historical appearance of the facility.



**Strategic Plan Alignment**  
Pillar 1 - Positioning Lake Worth Beach to be a competitive viable location of choice  
1E - Provide superior public amenities and services to retain existing and entice new residents and businesses.

**Project's Return on Investment**  
The project will install a new impact windows which meets current codes and historical requirements. Additionally, each hurricane season staff spends approximately 80 man hours placing protective coverings that will no longer be required.

FISCAL DETAILS	Account Number	Account Description	2023
	TBD	Improve / Build	150,000
		<b>Total Expenditures</b>	<b>\$ 150,000</b>

**Operating Cost Impact**

During hurricane season staff spends approximately 80 man hours installing protective coverings which will no longer be required. Additionally, new impact windows will improve the energy efficiency of the building.

**Project's Impact on Other Departments**

Improved energy efficiency of the facility.

Expenditures	Prior Years	FY23	FY24	FY25	FY26	FY27	TOTAL
<b>Capital Costs</b>							
Project Development							-
Design							-
Permitting		5,000					5,000
Land/ROW Acquisition							-
Construction		145,000					145,000
Equipment							-
Testing							-
<b>Operating Costs</b>							
On-Going Operations							-
Maintenance							-
Personnel Costs							-
Other (SPECIFY)							-
<b>Total Expenditures</b>	\$ -	\$ 150,000	\$ -	\$ -	\$ -	\$ -	\$ 150,000
<b>Off-Set Categories</b>							
New Revenues							-
Other							-
<b>Total Off-Sets</b>	\$ -	\$ -	\$ -	\$ -	\$ -	\$ -	\$ -
<b>NET COST</b>	\$ -	\$ 150,000	\$ -	\$ -	\$ -	\$ -	\$ 150,000
<b>Funding Sources</b>							
TBD		150,000					150,000
							-
<b>Total Funding Sources</b>	\$ -	\$ 150,000	\$ -	\$ -	\$ -	\$ -	\$ 150,000

**This section must be completed for all applicable projects. Please list future revenues and expenses once project is completed and fully operational.**

<b>Net Operational Impact:</b>							
<b>A. Revenues Generated:</b>		<b>B. Expenses Incurred:</b>					
A.1- Revenue #1	-	B.1- Personnel:	-	B.5- Utilities:	-		-
A.2- Revenue #2	-	B.2- Debt Service Costs:	-	B.6- Materials/Supplies:	-		-
A.3- Revenue #3	-	B.3- Contract Services:	-	B.7- Equipment:	-		-
A.4- Revenue #4	-	B.4- Fixed Costs:	-	B.8- Miscellaneous:	-		-
<b>Revenue Totals (A.1 -to- A.4)</b>	-	<b>Expense Totals (B.1 -to- B.8)</b>					-



## Capital Improvement Program (CIP) Project Request Form (For Projects / Items Costing Over \$50,000)

<b>Department</b>	<b>Project Duration</b>	<b>Life Expectancy</b>	<b>Priority</b>
General Government	FY23	50 years	1

**Project Title**

City Hall Annex - Plumbing Replacement


**Relevant Graphic Details (GIS or photo inserted)**

**Project Location**

414 Lake Avenue

**Project Description/Justification**

The existing plumbing system at the Annex is dated and needs to be completely replaced. The new system will meet new codes and minimize the potential for backups and leaks at the facility.



**Strategic Plan Alignment**

Pillar 1 - Positioning Lake Worth Beach to be a competitive viable location of choice  
1E - Provide superior public amenities and services to retain existing and entice new residents and businesses.

**Project's Return on Investment**

The project will install a new plumbing system which meets current codes and is sound.

FISCAL DETAILS	Account Number	Account Description	2023
	TBD		52,000
		<b>Total Expenditures</b>	<b>\$ 52,000</b>

**Operating Cost Impact**

The operating costs for the new plumbing upgrades system will be minimal and are approximately \$2,500 per year with the jetting of clogged lines and damaged fixture replacement.

**Project's Impact on Other Departments**

Improved reliability to service the City needs.

Expenditures	Prior Years	FY22	FY23	FY24	FY25	FY26	TOTAL
<b>Capital Costs</b>							
Project Development							-
Design							-
Permitting			2,000				2,000
Land/ROW Acquisition							-
Construction			50,000				50,000
Equipment							-
Testing							-
<b>Operating Costs</b>							
On-Going Operations							-
Maintenance							-
Personnel Costs							-
Other (SPECIFY)							-
<b>Total Expenditures</b>	\$ -	\$ -	\$ 52,000	\$ -	\$ -	\$ -	\$ 52,000

Off-Set Categories	Prior Years	FY22	FY23	FY24	FY25	FY26	TOTAL
New Revenues							-
Other							-
<b>Total Off-Sets</b>	\$ -	\$ -	\$ -	\$ -	\$ -	\$ -	\$ -
<b>NET COST</b>	\$ -	\$ -	\$ 52,000	\$ -	\$ -	\$ -	\$ 52,000

Funding Sources	Prior Years	FY22	FY23	FY24	FY25	FY26	TOTAL
TBD			52,000				
<b>Total Funding Sources</b>	\$ -	\$ -	\$ 52,000	\$ -	\$ -	\$ -	\$ -


**This section must be completed for all applicable projects. Please list future revenues and expenses once project is completed and fully operational.**

Net Operational Impact:								
A. Revenues Generated:		B. Expenses Incurred:						
A.1- Revenue #1	-	B.1- Personnel:		-	B.5- Utilities:		-	
A.2- Revenue #2	-	B.2- Debt Service Costs:		-	B.6- Materials/Supplies:		-	
A.3- Revenue #3	-	B.3- Contract Services:		-	B.7- Equipment:		-	
A.4- Revenue #4	-	B.4- Fixed Costs:		-	B.8- Miscellaneous:		-	
<b>Revenue Totals (A.1 -to- A.4)</b>	-	<b>Expense Totals (B.1 -to- B.8)</b>						-



**Capital Improvement Program (CIP)  
Project Request Form  
(For Projects / Items Costing Over \$50,000)**

<b>Department</b>	<b>Project Duration</b>	<b>Life Expectancy</b>	<b>Priority</b>
Public Works	FY23	10 years	1

<b>Project Title</b>	<b>Relevant Graphic Details (GIS or photo inserted)</b>
City Hall - Exterior Paint and Waterproofing	

<b>Project Location</b>
7 North Dixie Highway

**Project Description/Justification**  
 The existing exterior paint and sealing around City Hall was last performed approximately 15 years ago. The paint has become chalky and the waterproofing of openings and voids has become cracked and dried. The facility would require a full exterior paint and waterproofing to maintain its integrity and provide for a water tight envelope.

**Strategic Plan Alignment**  
 Pillar 1 - Positioning Lake Worth Beach to be a competitive viable location of choice  
 1E - Provide superior public amenities and services to retain existing and entice new residents and businesses.

**Project's Return on Investment**  
 The project will provide a sound exterior that is free from water infiltration, preserves the structure and is aesthetically functional.

<b>FISCAL DETAILS</b>	Account Number	Account Description	<b>2023</b>
	TBD		75,000
		<b>Total Expenditures</b>	<b>\$ 75,000</b>

**Operating Cost Impact**

City Hall requires consistent maintenance to the exterior for sealing and waterproofing. The complete painting and waterproofing of the exterior would provide for a long term solution to consistent monthly maintenance.

**Project's Impact on Other Departments**

Watertight facility that is not subject to mold or mildew accumulation.

<b>Expenditures</b>	<b>Prior Years</b>	<b>FY23</b>	<b>FY24</b>	<b>FY25</b>	<b>FY26</b>	<b>FY27</b>	<b>TOTAL</b>
<b>Capital Costs</b>							
Project Development							-
Design							-
Permitting							-
Land/ROW Acquisition							-
Construction		75,000					75,000
Equipment							-
Testing							-
<b>Operating Costs</b>							
On-Going Operations							-
Maintenance							-
Personnel Costs							-
Other (SPECIFY)							-
<b>Total Expenditures</b>	\$ -	\$ 75,000	\$ -	\$ -	\$ -	\$ -	\$ 75,000
<b>Off-Set Categories</b>							
New Revenues							-
Other							-
<b>Total Off-Sets</b>	\$ -	\$ -	\$ -	\$ -	\$ -	\$ -	\$ -
<b>NET COST</b>	\$ -	\$ 75,000	\$ -	\$ -	\$ -	\$ -	\$ 75,000
<b>Funding Sources</b>							
TBD		75,000					75,000
							-
<b>Total Funding Sources</b>	\$ -	\$ 75,000	\$ -	\$ -	\$ -	\$ -	\$ 75,000

**This section must be completed for all applicable projects. Please list future revenues and expenses once project is completed and fully operational.**

<b>Net Operational Impact:</b>							
<b>A. Revenues Generated:</b>		<b>B. Expenses Incurred:</b>					
A.1- Revenue #1	-	B.1- Personnel:	-	B.5- Utilities:	-		
A.2- Revenue #2	-	B.2- Debt Service Costs:	-	B.6- Materials/Supplies:	-		
A.3- Revenue #3	-	B.3- Contract Services:	-	B.7- Equipment:	-		
A.4- Revenue #4	-	B.4- Fixed Costs:	-	B.8- Miscellaneous:	-		
<b>Revenue Totals (A.1 -to- A.4)</b>	-	<b>Expense Totals (B.1 -to- B.8)</b>					-



**Capital Improvement Program (CIP)  
Project Request Form  
(For Projects / Items Costing Over \$50,000)**

**Department**  
Public Works

**Project Duration**  
FY23

**Life Expectancy**  
30 years

**Priority**  
1

**Project Title**

Downtown Bistro Lighting  
Engineering and Design


**Project Location**

Downtown between Dixie and Federal  
J St, K St, L St, M St

**Project Description/Justification**

The City of Lake Worth Beach's downtown is in need of some streetscape enhancements. The addition of bistro lighting will increase the ambiance of the corridor and further the goal of creating a destination. This project request is only for the engineering / design work, as all poles and wire spans must meet or exceed windloads and other specifications detailed in the current Florida Building Code.

**Relevant Graphic Details (GIS or photo inserted)**



**Strategic Plan Alignment**

Pillar 1 - Positioning Lake Worth Beach to be a competitive viable location of choice  
1E - Provide superior public amenities and services to retain existing and entice new residents and businesses.

**Project's Return on Investment**

The infrastructure improvements improve the overall quality of life for residents and stakeholders alike. Quality of life improvements results in new investment in the City and an increase in property values approximating 5% of the properties current value.

FISCAL DETAILS	Account Number	Account Description	2023
	Grant	Improve / Build	65,000
		<b>Total Expenditures</b>	<b>\$ 65,000</b>



**Operating Cost Impact**

Reduction in roadway maintenance costs as completed roadway sections will be new and improved. Repair and maintenance costs will be reduced by approximately \$1,500 per year.

**Project's Impact on Other Departments**

Proper roadway conditions resulting in safer operating of city trucks and vehicles.

<b>Expenditures</b>	<b>Prior Years</b>	<b>FY23</b>	<b>FY24</b>	<b>FY25</b>	<b>FY26</b>	<b>FY27</b>	<b>TOTAL</b>
<b>Capital Costs</b>							
Project Development							-
Design		65,000					65,000
Permitting							-
Land/ROW Acquisition							-
Construction							-
Equipment							-
Testing							-
<b>Operating Costs</b>							
On-Going Operations							-
Maintenance							-
Personnel Costs							-
Other (SPECIFY)							-
<b>Total Expenditures</b>	\$ -	\$ 65,000	\$ -	\$ -	\$ -	\$ -	\$ 65,000
<b>Off-Set Categories</b>							
New Revenues							-
Other							-
<b>Total Off-Sets</b>	\$ -	\$ -	\$ -	\$ -	\$ -	\$ -	\$ -
<b>NET COST</b>	\$ -	\$ 65,000	\$ -	\$ -	\$ -	\$ -	\$ 65,000
<b>Funding Sources</b>							
Grant		65,000					65,000
<b>Total Funding Sources</b>	\$ -	\$ 65,000	\$ -	\$ -	\$ -	\$ -	\$ 65,000

**This section must be completed for all applicable projects. Please list future revenues and expenses once project is completed and fully operational.**

<b>Net Operational Impact:</b>							
<b>A. Revenues Generated:</b>		<b>B. Expenses Incurred:</b>					
A.1- Revenue #1	-	B.1- Personnel:	-	B.5- Utilities:	-		-
A.2- Revenue #2	-	B.2- Debt Service Costs:	-	B.6- Materials/Supplies:	-		-
A.3- Revenue #3	-	B.3- Contract Services:	-	B.7- Equipment:	-		-
A.4- Revenue #4	-	B.4- Fixed Costs:	-	B.8- Miscellaneous:	-		-
<b>Revenue Totals (A.1 -to- A.4)</b>	-	<b>Expense Totals (B.1 -to- B.8)</b>					-



## Capital Improvement Program (CIP) Project Request Form (For Projects / Items Costing Over \$50,000)

<b>Department</b>	<b>Project Duration</b>	<b>Life Expectancy</b>	<b>Priority</b>
Public Works	FY23	25	2

<b>Project Title</b>	<b>Relevant Graphic Details (GIS or photo inserted)</b>
City Hall - Commission Chamber Renovation	

<b>Project Location</b>	
7 North Dixie Highway	

**Project Description/Justification**  
 The existing commission chamber at City Hall is functional for its intended purpose, but a renovation to modernize the space is requested to provide a vibrant, acoustical, and up-to-date public gathering space. The renovation would include sound insulation, flooring, drywall the concrete walls, electrical upgrades, sound upgrades, new pucs and seating, updated dias, and artisitic accents.



**Strategic Plan Alignment**  
 Pillar 1 - Positioning Lake Worth Beach to be a competitive viable location of choice  
 1E - Provide superior public amenities and services to retain existing and entice new residents and businesses.

**Project's Return on Investment**  
 The project will provide a sound exterior that is free from water infiltration, preserves the structure and is aesthetically functional.

FISCAL DETAILS	Account Number	Account Description	2023
	TBD		85,000
		<b>Total Expenditures</b>	<b>\$ 85,000</b>

**Operating Cost Impact**

The existing commission chamber at City Hall is operational and achieves the needs for the intended purpose, the operating impact for a renovation would be absorbed into the current budget.

**Project's Impact on Other Departments**

A unique and inviting space for the public, commission, and staff to gather and conduct City business operations.

<b>Expenditures</b>	<b>Prior Years</b>	<b>FY23</b>	<b>FY24</b>	<b>FY25</b>	<b>FY26</b>	<b>FY27</b>	<b>TOTAL</b>
<b>Capital Costs</b>							
Project Development							-
Design		7,000					7,000
Permitting		3,000					3,000
Land/ROW Acquisition							-
Construction		75,000					75,000
Equipment							-
Testing							-
<b>Operating Costs</b>							
On-Going Operations							-
Maintenance							-
Personnel Costs							-
Other (SPECIFY)							-
							-
<b>Total Expenditures</b>	\$ -	\$ 85,000	\$ -	\$ -	\$ -	\$ -	\$ 85,000
<b>Off-Set Categories</b>							
New Revenues							-
Other							-
							-
<b>Total Off-Sets</b>	\$ -	\$ -	\$ -	\$ -	\$ -	\$ -	\$ -
<b>NET COST</b>	\$ -	\$ 85,000	\$ -	\$ -	\$ -	\$ -	\$ 85,000
<b>Funding Sources</b>							
TBD		85,000					85,000
							-
							-
<b>Total Funding Sources</b>	\$ -	\$ 85,000	\$ -	\$ -	\$ -	\$ -	\$ 85,000

**This section must be completed for all applicable projects. Please list future revenues and expenses once project is completed and fully operational.**

<b>Net Operational Impact:</b>					
<b>A. Revenues Generated:</b>		<b>B. Expenses Incurred:</b>			
A.1- Revenue #1	-	B.1- Personnel:	-	B.5- Utilities:	-
A.2- Revenue #2	-	B.2- Debt Service Costs:	-	B.6- Materials/Supplies:	-
A.3- Revenue #3	-	B.3- Contract Services:	-	B.7- Equipment:	-
A.4- Revenue #4	-	B.4- Fixed Costs:	-	B.8- Miscellaneous:	-
<b>Revenue Totals (A.1 -to- A.4)</b>	-	<b>Expense Totals (B.1 -to- B.8)</b>			-



**Capital Improvement Program (CIP)  
Project Request Form  
(For Projects / Items Costing Over \$50,000)**

<b>Department</b>	<b>Project Duration</b>	<b>Life Expectancy</b>	<b>Priority</b>
Public Works	FY23	10 years	1
<b>Project Title</b>		<b>Relevant Graphic Details (GIS or photo inserted)</b>	
Fire Station #1 - Exterior Painting and Waterproofing			
<b>Project Location</b>			
120 N G St			
<b>Project Description/Justification</b>			
<p>The existing exterior paint and sealing around Fire Station #2 was last performed approximately 15 years ago. The paint has become chalky and the waterproofing of openings and voids has become cracked and dried. The facility would require a full exterior paint and waterproofing to maintain its integrity and provide for a water tight envelope.</p>			
<b>Strategic Plan Alignment</b>			
<p>Pillar 1 - Positioning Lake Worth Beach to be a competitive viable location of choice 1E - Provide superior public amenities and services to retain existing and entice new residents and businesses.</p>			
<b>Project's Return on Investment</b>			
<p>The project will provide a sound exterior that is free from water infiltration, preserves the structure and is aesthetically functional.</p>			
<b>FISCAL DETAILS</b>	Account Number	Account Description	<b>2023</b>
	TBD		60,000
		<b>Total Expenditures</b>	<b>\$ 60,000</b>

**Operating Cost Impact**

Fire Station #1 requires consistent maintenance to the exterior for sealing and waterproofing. The complete painting and waterproofing of the exterior would provide for a long term solution to consistent monthly maintenance.

**Project's Impact on Other Departments**

Watertight facility that is not subject to mold or mildew accumulation.


Expenditures	Prior Years	FY23	FY24	FY25	FY26	FY27	TOTAL
<b>Capital Costs</b>							
Project Development							-
Design							-
Permitting							-
Land/ROW Acquisition							-
Construction		60,000					60,000
Equipment							-
Testing							-
<b>Operating Costs</b>							
On-Going Operations							-
Maintenance							-
Personnel Costs							-
Other (SPECIFY)							-
<b>Total Expenditures</b>	\$ -	\$ 60,000	\$ -	\$ -	\$ -	\$ -	\$ 60,000
<b>Off-Set Categories</b>							
New Revenues							-
Other							-
<b>Total Off-Sets</b>	\$ -	\$ -	\$ -	\$ -	\$ -	\$ -	\$ -
<b>NET COST</b>	\$ -	\$ 60,000	\$ -	\$ -	\$ -	\$ -	\$ 60,000
<b>Funding Sources</b>							
TBD		60,000					60,000
<b>Total Funding Sources</b>	\$ -	\$ 60,000	\$ -	\$ -	\$ -	\$ -	\$ 60,000

**This section must be completed for all applicable projects. Please list future revenues and expenses once project is completed and fully operational.**

<b>Net Operational Impact:</b>							
<b>A. Revenues Generated:</b>		<b>B. Expenses Incurred:</b>					
A.1- Revenue #1	-	B.1- Personnel:	-	B.5- Utilities:	-		
A.2- Revenue #2	-	B.2- Debt Service Costs:	-	B.6- Materials/Supplies:	-		
A.3- Revenue #3	-	B.3- Contract Services:	-	B.7- Equipment:	-		
A.4- Revenue #4	-	B.4- Fixed Costs:	-	B.8- Miscellaneous:	-		
<b>Revenue Totals (A.1 -to- A.4)</b>	-	<b>Expense Totals (B.1 -to- B.8)</b>					-



**Capital Improvement Program (CIP)  
Project Request Form  
(For Projects / Items Costing Over \$50,000)**

<b>Department</b>	<b>Project Duration</b>	<b>Life Expectancy</b>	<b>Priority</b>
Cemetery	FY23	40 years	1
<b>Project Title</b>		<b>Relevant Graphic Details (GIS or photo inserted)</b>	
Pinecrest Cemetery Fencing Project			
<b>Project Location</b>			
Pinecrest Cemetery			
<b>Project Description/Justification</b>			
<p>The cemetery at Pinecrest is maintained by City Grounds staff and provide a clean and maintained environment for the final resting place for loved ones. The cemetery currently is not fenced and the public enters and trespasses freely creating an unsafe and disresepctful environment. The fencing project would fully fence the cemetery with a decorative aluminum "rod-iron" looking fence and an entry feature would be inculded typical of cemeteries.</p>			
<b>Strategic Plan Alignment</b>			
<p>Pillar 1 - Positioning Lake Worth Beach to be a competitive viable location of choice 1E - Provide superior public amenities and services to retain existing and entice new residents and businesses.</p>			
<b>Project's Return on Investment</b>			
<p>To provide the public with a high quality, safe and well-maintained cemetery site where loved ones can be laid to rest in peace and with respect.</p>			
<b>FISCAL DETAILS</b>			
Account Number	Account Description	<b>2023</b>	
TBD	Improve / Build	500,000	
<b>Total Expenditures</b>		<b>\$</b>	<b>500,000</b>

<b>Operating Cost Impact</b>							
Currently no fencing exists, however the installation of new fencing would decrease vandalism and desecration of gravesites. Fencing may get damaged and vandalized and will be scheduled for repairs within operating budgets.							
<b>Project's Impact on Other Departments</b>							
No impact to other Departments							
<b>Expenditures</b>							
	<b>Prior Years</b>	<b>FY23</b>	<b>FY24</b>	<b>FY25</b>	<b>FY26</b>	<b>FY27</b>	<b>TOTAL</b>
<b>Capital Costs</b>							
Project Development							-
Design							-
Permitting		25,000					25,000
Land/ROW Acquisition							-
Construction		475,000					475,000
Equipment							-
Testing							-
<b>Operating Costs</b>							
On-Going Operations							-
Maintenance							-
Personnel Costs							-
Other (SPECIFY)							-
							-
<b>Total Expenditures</b>	\$ -	\$ 500,000	\$ -	\$ -	\$ -	\$ -	\$ 500,000
<b>Off-Set Categories</b>							
	<b>Prior Years</b>	<b>FY23</b>	<b>FY24</b>	<b>FY25</b>	<b>FY26</b>	<b>FY27</b>	<b>TOTAL</b>
New Revenues							-
Other							-
							-
<b>Total Off-Sets</b>	\$ -	\$ -	\$ -	\$ -	\$ -	\$ -	\$ -
<b>NET COST</b>	\$ -	\$ 500,000	\$ -	\$ -	\$ -	\$ -	\$ 500,000
<b>Funding Sources</b>							
	<b>Prior Years</b>	<b>FY23</b>	<b>FY24</b>	<b>FY25</b>	<b>FY26</b>	<b>FY27</b>	<b>TOTAL</b>
TBD		500,000					500,000
							-
<b>Total Funding Sources</b>	\$ -	\$ 500,000	\$ -	\$ -	\$ -	\$ -	\$ 500,000
<b>This section must be completed for all applicable projects. Please list future revenues and expenses once project is completed and fully operational.</b>							
<b>Net Operational Impact:</b>							
<b>A. Revenues Generated:</b>		<b>B. Expenses Incurred:</b>					
A.1- Revenue #1	-	B.1- Personnel:	-	B.5- Utilities:	-		-
A.2- Revenue #2	-	B.2- Debt Service Costs:	-	B.6- Materials/Supplies:	-		-
A.3- Revenue #3	-	B.3- Contract Services:	-	B.7- Equipment:	-		-
A.4- Revenue #4	-	B.4- Fixed Costs:	-	B.8- Miscellaneous:	-		-
<b>Revenue Totals (A.1 -to- A.4)</b>	-	<b>Expense Totals (B.1 -to- B.8)</b>					-



**Capital Improvement Program (CIP)  
Project Request Form  
(For Projects / Items Costing Over \$50,000)**

<b>Department</b>	<b>Project Duration</b>	<b>Life Expectancy</b>	<b>Priority</b>
Cemetery	FY23	40 years	1

<b>Project Title</b>	<b>Relevant Graphic Details (GIS or photo inserted)</b>
----------------------	---

IA Banks Cemetery Fencing Project



<b>Project Location</b>
IA Banks Cemetery

**Project Description/Justification**  
The cemetery at IA Banks is maintained by City Grounds staff and provide a clean and maintained environment for the final resting place for loved ones. The cemetery currently is not fenced and the public enters and trespasses freely creating an unsafe and disresepctful environment. The fencing project would fully fence the cemetery with a decorative aluminum "rod-iron" looking fence and an entry feature would be inculed typical of cemeteries.

**Strategic Plan Alignment**  
Pillar 1 - Positioning Lake Worth Beach to be a competitive viable location of choice  
1E - Provide superior public amenities and services to retain existing and entice new residents and businesses.

**Project's Return on Investment**  
To provide the public with a high quality, safe and well-maintained cemetery site where loved ones can be laid to rest in peace and with respect.

<b>FISCAL DETAILS</b>	Account Number	Account Description	<b>2023</b>
	TBD	Improve / Build	175,000
		<b>Total Expenditures</b>	<b>\$ 175,000</b>



<b>Operating Cost Impact</b>							
Currently no fencing exists, however the installation of new fencing would decrease vandalism and desecration of gravesites. Fencing may get damaged and vandalized and will be scheduled for repairs within operating budgets.							
<b>Project's Impact on Other Departments</b>							
No impact to other Departments							
<b>Expenditures</b>							
	<b>Prior Years</b>	<b>FY23</b>	<b>FY24</b>	<b>FY25</b>	<b>FY26</b>	<b>FY27</b>	<b>TOTAL</b>
<b>Capital Costs</b>							
Project Development							-
Design							-
Permitting		10,000					10,000
Land/ROW Acquisition							-
Construction		165,000					165,000
Equipment							-
Testing							-
<b>Operating Costs</b>							
On-Going Operations							-
Maintenance							-
Personnel Costs							-
Other (SPECIFY)							-
							-
<b>Total Expenditures</b>	\$ -	\$ 175,000	\$ -	\$ -	\$ -	\$ -	\$ 175,000
<b>Off-Set Categories</b>							
	<b>Prior Years</b>	<b>FY23</b>	<b>FY24</b>	<b>FY25</b>	<b>FY26</b>	<b>FY27</b>	<b>TOTAL</b>
New Revenues							-
Other							-
							-
<b>Total Off-Sets</b>	\$ -	\$ -	\$ -	\$ -	\$ -	\$ -	\$ -
<b>NET COST</b>	\$ -	\$ 175,000	\$ -	\$ -	\$ -	\$ -	\$ 175,000
<b>Funding Sources</b>							
	<b>Prior Years</b>	<b>FY23</b>	<b>FY24</b>	<b>FY25</b>	<b>FY26</b>	<b>FY27</b>	<b>TOTAL</b>
TBD		175,000					175,000
							-
<b>Total Funding Sources</b>	\$ -	\$ 175,000	\$ -	\$ -	\$ -	\$ -	\$ 175,000
<b>This section must be completed for all applicable projects. Please list future revenues and expenses once project is completed and fully operational.</b>							
<b>Net Operational Impact:</b>							
<b>A. Revenues Generated:</b>		<b>B. Expenses Incurred:</b>					
A.1- Revenue #1	-	B.1- Personnel:	-	B.5- Utilities:	-		-
A.2- Revenue #2	-	B.2- Debt Service Costs:	-	B.6- Materials/Supplies:	-		-
A.3- Revenue #3	-	B.3- Contract Services:	-	B.7- Equipment:	-		-
A.4- Revenue #4	-	B.4- Fixed Costs:	-	B.8- Miscellaneous:	-		-
<b>Revenue Totals (A.1 -to- A.4)</b>	-	<b>Expense Totals (B.1 -to- B.8)</b>					-



**Capital Improvement Program (CIP)  
Project Request Form  
(For Projects / Items Costing Over \$50,000)**

<b>Department</b>	<b>Project Duration</b>	<b>Life Expectancy</b>	<b>Priority</b>
Leisure Services - Library	FY23	30 years	1

<b>Project Title</b>	<b>Relevant Graphic Details (GIS or photo inserted)</b>
----------------------	---

Public Library - Impact windows



**Project Location**

15 North M Street

**Project Description/Justification**

The existing facility at the library contains multiple existing windows that are not impact resistant. The City has replaced many of the windows with impact, however, there are many that remain to be replaced. The project will complete the full replacement of all remaining non-impact windows with hurricane rated impact windows that match the historical appearance of the facility.

**Strategic Plan Alignment**

Pillar 1 - Positioning Lake Worth Beach to be a competitive viable location of choice  
1E - Provide superior public amenities and services to retain existing and entice new residents and businesses.

**Project's Return on Investment**

The project will install a new impact windows which meets current codes and historical requirements. Additionally, each hurricane season staff spends approximately 80 man hours placing protective coverings that will no longer be required.

<b>FISCAL DETAILS</b>	Account Number	Account Description	<b>2023</b>
	TBD		50,000
		<b>Total Expenditures</b>	<b>\$ 50,000</b>

**Operating Cost Impact**

During hurricane season staff spends approximately 40 man hours installing protective coverings which will no longer be required. Additionally, new impact windows will improve the energy efficiency of the building.

**Project's Impact on Other Departments**

Improved energy efficiency of the facility.

Expenditures	Prior Years	FY23	FY24	FY25	FY26	FY27	TOTAL
<b>Capital Costs</b>							
Project Development							-
Design							-
Permitting		5,000					5,000
Land/ROW Acquisition							-
Construction		45,000					45,000
Equipment							-
Testing							-
<b>Operating Costs</b>							
On-Going Operations							-
Maintenance							-
Personnel Costs							-
Other (SPECIFY)							-
<b>Total Expenditures</b>	\$ -	\$ 50,000	\$ -	\$ -	\$ -	\$ -	\$ 50,000
<b>Off-Set Categories</b>							
New Revenues							-
Other							-
<b>Total Off-Sets</b>	\$ -	\$ -	\$ -	\$ -	\$ -	\$ -	\$ -
<b>NET COST</b>	\$ -	\$ 50,000	\$ -	\$ -	\$ -	\$ -	\$ 50,000
<b>Funding Sources</b>							
TBD		50,000					50,000
<b>Total Funding Sources</b>	\$ -	\$ 50,000	\$ -	\$ -	\$ -	\$ -	\$ 50,000

**This section must be completed for all applicable projects. Please list future revenues and expenses once project is completed and fully operational.**

<b>Net Operational Impact:</b>							
<b>A. Revenues Generated:</b>		<b>B. Expenses Incurred:</b>					
A.1- Revenue #1	-	B.1- Personnel:	-	B.5- Utilities:	-		
A.2- Revenue #2	-	B.2- Debt Service Costs:	-	B.6- Materials/Supplies:	-		
A.3- Revenue #3	-	B.3- Contract Services:	-	B.7- Equipment:	-		
A.4- Revenue #4	-	B.4- Fixed Costs:	-	B.8- Miscellaneous:	-		
<b>Revenue Totals (A.1 -to- A.4)</b>	-	<b>Expense Totals (B.1 -to- B.8)</b>					-



## Capital Improvement Program (CIP) Project Request Form (For Projects / Items Costing Over \$50,000)

<b>Department</b>	<b>Project Duration</b>	<b>Life Expectancy</b>	<b>Priority</b>
Leisure Services - Recreation	FY2023	20 years	2

**Project Title** **Relevant Graphic Details (GIS or photo inserted)**

NW Ball Fields fencing



**Project Location**  
NW Ball Fields

**Project Description/Justification**  
The NW ballfields are the City's primary baseball athletic complex utilized for the city partnered youth baseball. The existing perimeter fencing around all fields has both sustained damage and is showing significant oxidation. Numerous support posts, bottom rails and chain link areas are in need of replacment. All existing material should be removed and replaced with new galvanized fencing.



**Strategic Goals Relevance/Categorical Criteria**  
Pillar 1 - Positioning Lake Worth Beach to be a competitive viable location of choice  
1E - Provide superior public amenities and services to retain existing and entice new residents and businesses.

**Project's Return on Investment**  
The City will provide a high quality amenity that is pleasant and safe to utilize.

FISCAL DETAILS	Account Number	Account Description	2023
TBD		<b>Total Expenditures</b>	<b>\$ 100,000</b>

**Operating Cost Impact**

During construction improvements the ballfields would not be available for usage/rental. This would impact revenue stream of leisure services department depending on the project timeframe.

**Project's Impact on Other Departments**

Construction would have no impact on other departments.

<b>Expenditures</b>	<b>Prior Years</b>	<b>FY22</b>	<b>FY23</b>	<b>FY24</b>	<b>FY25</b>	<b>FY26</b>	<b>TOTAL</b>
<b>Capital Costs</b>							
Project Development							-
Design							-
Permitting							-
Land/ROW Acquisition							-
Construction			100,000				100,000
Equipment							-
Testing							-
<b>Operating Costs</b>							
On-Going Operations							-
Maintenance							-
Personnel Costs							-
Other (SPECIFY)							-
							-
<b>Total Expenditures</b>	\$ -	\$ -	\$ 100,000	\$ -	\$ -	\$ -	\$ 100,000
<b>Off-Set Categories</b>							
New Revenues							-
Other (SPECIFY)							-
							-
<b>Total Off-Sets</b>	\$ -	\$ -	\$ -	\$ -	\$ -	\$ -	\$ -
<b>NET COST</b>	\$ -	\$ -	\$ 100,000	\$ -	\$ -	\$ -	\$ 100,000
<b>Funding Sources</b>							
TBD			100,000				100,000
							-
<b>Total Funding Sources</b>	\$ -	\$ -	\$ 100,000	\$ -	\$ -	\$ -	\$ 100,000



**Capital Improvement Program (CIP)  
Project Request Form  
(For Projects / Items Costing Over \$50,000)**

<b>Department</b> Leisure Services	<b>Project Duration</b> FY2023	<b>Life Expectancy</b> 10-15 years	<b>Priority</b> 1
---------------------------------------	-----------------------------------	---------------------------------------	----------------------


**Project Title**  
NW Ball Fields lighting upgrades

**Relevant Graphic Details (GIS or photo inserted)**

**Project Location**  
NW Ball Fields



**Project Description/Justification**  
NW ballfields are the City's baseball athletic complex primarily utilized for the city's youth baseball league. The existing lights are outdated, repaired regularly by city staff or contractors and do not adequately light the field during night time activity. New LED fixtures would better light the playing field (greatly improving visibility for safe play), reduce maintenance cost, consume less electricity and eliminate glare caused by the older light fixtures.



**Strategic Goals Relevance/Categorical Criteria**  
Pillar 1 - Positioning Lake Worth Beach to be a competitive viable location of choice  
1E - Provide superior public amenities and services to retain existing and entice new residents and businesses.

**Project's Return on Investment**  
The City will provide a high quality amenity that is pleasant and safe to utilize. In addition LED fixtures would reduce energy consumption by approximately \$5,000 per year/ per field.

<b>FISCAL DETAILS</b>			<b>2023-2024</b>
Account Number	Account Description	Amount	
Account Number	Account Description	Amount	
	<b>Total Expenditures</b>	<b>\$</b>	<b>656,611</b>

**Operating Cost Impact**

During construction improvements the ballfields would not be available for usage/rental. This would impact revenue stream of leisure services department depending on the project timeframe.

**Project's Impact on Other Departments**

New LED fixtures would greatly reduce the amount of time city staff spend on repairs of the current old fixtures. There's no impact on other departments for installation.

<b>Expenditures</b>	<b>Prior Years</b>	<b>FY22</b>	<b>FY23</b>	<b>FY24</b>	<b>FY25</b>	<b>FY26</b>	<b>TOTAL</b>
<b>Capital Costs</b>							
Project Development							-
Design							-
Permitting							-
Land/ROW Acquisition							-
Construction			656,611				656,611
Equipment							-
Testing							-
<b>Operating Costs</b>							
On-Going Operations							-
Maintenance							-
Personnel Costs							-
Other (SPECIFY)							-
							-
<b>Total Expenditures</b>	\$ -	\$ -	\$ 656,611	\$ -	\$ -	\$ -	\$ 656,611
<b>Off-Set Categories</b>							
New Revenues							-
Other (SPECIFY)							-
							-
<b>Total Off-Sets</b>	\$ -	\$ -	\$ -	\$ -	\$ -	\$ -	\$ -
<b>NET COST</b>	\$ -	\$ -	\$ 656,611	\$ -	\$ -	\$ -	\$ 656,611
<b>Funding Sources</b>							
							-
							-
<b>Total Funding Sources</b>	\$ -	\$ -	\$ -	\$ -	\$ -	\$ -	\$ -



**Capital Improvement Program (CIP)  
Project Request Form  
(For Projects / Items Costing Over \$50,000)**

<b>Department</b> Leisure Services - Recreation	<b>Project Duration</b> FY23	<b>Life Expectancy</b> 30 years	<b>Priority</b> 2
--	---------------------------------	------------------------------------	----------------------

**Project Title**  
Wimbley Gym - Roof Replacement Project

**Relevant Graphic Details (GIS or photo inserted)**

**Project Location**  
1515 Wingfield Street

**Project Description/Justification**  
The Wimbley Gym will soon be in need of a new roof. The existing roof will soon be beyond its useful life.



**Strategic Plan Alignment**  
Pillar 1 - Positioning Lake Worth Beach to be a competitive viable location of choice  
1E - Provide superior public amenities and services to retain existing and entice new residents and businesses.

**Project's Return on Investment**  
A facility that does not have exposure to the elements and potential for mold growth. Exposure to the elements would be detrimental to the gym's floor.

FISCAL DETAILS	Account Number	Account Description	2023
	TBD		140,000
		<b>Total Expenditures</b>	<b>\$ 140,000</b>



**Operating Cost Impact**

Reduction in maintenance costs due to reactive responses to leaks and water intrusion. Reduction in staff time to respond to wet interior and cleaning. Reduction in maintenance costs of approximately \$1,500 per year and unforeseen roof repairs of \$25,000 per year if left untreated.

**Project's Impact on Other Departments**

Recreation activities in a facility that is not exposed to water intrusion and roof leaks.

Expenditures	Prior Years	FY22	FY23	FY24	FY25	FY26	TOTAL
<b>Capital Costs</b>							
Project Development							-
Design			7,000				7,000
Permitting			5,000				5,000
Land/ROW Acquisition							-
Construction			128,000				128,000
Equipment							-
Testing							-
<b>Operating Costs</b>							
On-Going Operations							-
Maintenance							-
Personnel Costs							-
Other (SPECIFY)							-
<b>Total Expenditures</b>	\$ -	\$ -	\$ 140,000	\$ -	\$ -	\$ -	\$ 140,000

Off-Set Categories	Prior Years	FY22	FY23	FY24	FY25	FY26	TOTAL
New Revenues							-
Other							-
<b>Total Off-Sets</b>	\$ -	\$ -	\$ -	\$ -	\$ -	\$ -	\$ -
<b>NET COST</b>	\$ -	\$ -	\$ 140,000	\$ -	\$ -	\$ -	\$ 140,000

Funding Sources	Prior Years	FY22	FY23	FY24	FY25	FY26	TOTAL
TBD			140,000				
<b>Total Funding Sources</b>	\$ -	\$ -	\$ 140,000	\$ -	\$ -	\$ -	\$ -

**This section must be completed for all applicable projects. Please list future revenues and expenses once project is completed and fully operational.**

<b>Net Operational Impact:</b>							
<b>A. Revenues Generated:</b>		<b>B. Expenses Incurred:</b>					
A.1- Revenue #1	-	B.1- Personnel:	-	B.5- Utilities:	-		
A.2- Revenue #2	-	B.2- Debt Service Costs:	-	B.6- Materials/Supplies:	-		
A.3- Revenue #3	-	B.3- Contract Services:	-	B.7- Equipment:	-		
A.4- Revenue #4	-	B.4- Fixed Costs:	-	B.8- Miscellaneous:	-		
<b>Revenue Totals (A.1 -to- A.4)</b>	-	<b>Expense Totals (B.1 -to- B.8)</b>					-



**Capital Improvement Program (CIP)  
Project Request Form  
(For Projects / Items Costing Over \$50,000)**

**Department**  
Leisure Services - Recreation

**Project Duration**  
FY23

**Life Expectancy**  
6 years

**Priority**  
2

**Project Title**  
South Bryant Playground

**Relevant Graphic Details (GIS or photo inserted)**

**Project Location**  
South Bryant Park

**Project Description/Justification**  
Existing playground is reaching it's life expectancy. Playground deteriorating rapidly due to sun exposure and salt water environment. Support undermounts and brackets are starting to fail due to severe corrosion. Rubber hand grips are deteriorating. Composite materials are starting to fade.



**Strategic Goals Relevance/Categorical Criteria**  
Strengthening Lake Worth Beach as a Community of Neighborhoods. E. Deliver sustainable indoor-outdoor leisure opportunities.

**Project's Return on Investment**  
Continue to provide recreation/leisure opportunities for residents.

FISCAL DETAILS	Account Number	Account Description	2023
TBD			150,000
		<b>Total Expenditures</b>	<b>\$ 150,000</b>

**Operating Cost Impact**

**Project's Impact on Other Departments**

The engineered mulch is budgeted by grounds. Grounds and Leisure are responsible to replenish and fill the playground surface area.

<b>Expenditures</b>	<b>Prior Years</b>	<b>FY22</b>	<b>FY23</b>	<b>FY24</b>	<b>FY25</b>	<b>FY26</b>	<b>TOTAL</b>
<b>Capital Costs</b>							
Project Development							-
Design							-
Permitting							-
Land/ROW Acquisition							-
Construction							-
Equipment/installation			150,000				150,000
Testing							-
<b>Operating Costs</b>							
On-Going Operations							-
Maintenance							-
Personnel Costs							-
Other (SPECIFY)							-
							-
<b>Total Expenditures</b>	\$ -	\$ -	\$ 150,000	\$ -	\$ -	\$ -	\$ 150,000
<b>Off-Set Categories</b>							
	<b>Prior Years</b>	<b>FY22</b>	<b>FY23</b>	<b>FY24</b>	<b>FY25</b>	<b>FY26</b>	<b>TOTAL</b>
New Revenues							-
Other (SPECIFY)							-
							-
<b>Total Off-Sets</b>	\$ -	\$ -	\$ -	\$ -	\$ -	\$ -	\$ -
<b>NET COST</b>	\$ -	\$ -	\$ 150,000	\$ -	\$ -	\$ -	\$ 150,000
<b>Funding Sources</b>							
	<b>Prior Years</b>	<b>FY22</b>	<b>FY23</b>	<b>FY24</b>	<b>FY25</b>	<b>FY26</b>	<b>TOTAL</b>
TBD			150,000				150,000
							-
<b>Total Funding Sources</b>	\$ -	\$ -	\$ 150,000	\$ -	\$ -	\$ -	\$ 150,000



# Capital Improvement Program (CIP) Project Request Form (For Projects / Items Costing Over \$50,000)

**Department**  
Public Works

**Project Duration**  
FY23

**Life Expectancy**  
30 years

**Priority**  
1

**Project Title**  
Bryant Park Jetty - Engineering and Design

**Relevant Graphic Details (GIS or photo inserted)**

**Project Location**  
Bryant Park

**Project Description/Justification**  
The existing jetty located in Bryant Park is in need of repair. In fact, the northern portion has been permanently blocked due to its unsafe condition. This project request is only for the engineering / design work as well as the associated permits.



**Strategic Plan Alignment**  
Pillar 1 - Positioning Lake Worth Beach to be a competitive viable location of choice  
1E - Provide superior public amenities and services to retain existing and entice new residents and businesses.

**Project's Return on Investment**  
The infrastructure improvements improve the overall quality of life for residents and stakeholders alike. Quality of life improvements results in new investment in the City and an increase in property values approximating 5% of the properties current value.

FISCAL DETAILS	Account Number	Account Description	2023
Grant		Improve / Build	62,000
<b>Total Expenditures</b>			<b>\$ 62,000</b>

**Operating Cost Impact**

**Project's Impact on Other Departments**

<b>Expenditures</b>	<b>Prior Years</b>	<b>FY22</b>	<b>FY23</b>	<b>FY24</b>	<b>FY25</b>	<b>FY26</b>	<b>TOTAL</b>
<b>Capital Costs</b>							
Project Development							-
Design			62,000				62,000
Permitting							-
Land/ROW Acquisition							-
Construction							-
Equipment							-
Testing							-
<b>Operating Costs</b>							
On-Going Operations							-
Maintenance							-
Personnel Costs							-
Other (SPECIFY)							-
<b>Total Expenditures</b>	\$ -	\$ -	\$ 62,000	\$ -	\$ -	\$ -	\$ 62,000
<b>Off-Set Categories</b>							
	<b>Prior Years</b>	<b>FY22</b>	<b>FY23</b>	<b>FY24</b>	<b>FY25</b>	<b>FY26</b>	<b>TOTAL</b>
New Revenues							-
Other							-
<b>Total Off-Sets</b>	\$ -	\$ -	\$ -	\$ -	\$ -	\$ -	\$ -
<b>NET COST</b>	\$ -	\$ -	\$ 62,000	\$ -	\$ -	\$ -	\$ 62,000
<b>Funding Sources</b>							
	<b>Prior Years</b>	<b>FY22</b>	<b>FY23</b>	<b>FY24</b>	<b>FY25</b>	<b>FY26</b>	<b>TOTAL</b>
Grant		62,000					62,000



**Capital Improvement Program (CIP)  
Project Request Form  
(For Projects / Items Costing Over \$50,000)**

<b>Department</b> Public Works	<b>Project Duration</b> FY23	<b>Life Expectancy</b> 30 years	<b>Priority</b> 1
-----------------------------------	---------------------------------	------------------------------------	----------------------

<b><u>Project Title</u></b> Roadway Projects	<b><u>Relevant Graphic Details (GIS or photo inserted)</u></b>
---	--

**Project Location**  
City wide - All Districts

**Project Description/Justification**

**Strategic Plan Alignment**  
Pillar 1 - Positioning Lake Worth Beach to be a competitive viable location of choice  
1E - Provide superior public amenities and services to retain existing and entice new residents and businesses.

**Project's Return on Investment**  
The infrastructure improvements improve the overall quality of life for residents and stakeholders alike. Quality of life improvements results in new investment in the City and an increase in property values approximating 5% of the properties current value.

<b>FISCAL DETAILS</b>	Account Number	Account Description	<b>2023</b>
	TBD	Improve / Build	1,345,000
		<b>Total Expenditures</b>	<b>\$ 1,345,000</b>

**Operating Cost Impact**

Reduction in roadway maintenance costs as completed roadway sections will be new and improved. Repair and maintenance costs will be reduced by approximately \$15,000 per year. Roadway sweeping and repairs due to damages will be required at a cost of approximately \$500 per year.

**Project's Impact on Other Departments**

Proper roadway conditions resulting in safer operating of city trucks and vehicles.

Expenditures	Prior Years	FY22	FY23	FY24	FY25	FY26	TOTAL
<b>Capital Costs</b>							
Project Development							-
Design							-
Permitting							-
Land/ROW Acquisition							-
Construction		1,345,000	1,000,000	1,000,000	1,000,000	1,000,000	5,345,000
Equipment							-
Testing							-
<b>Operating Costs</b>							
On-Going Operations							-
Maintenance							-
Personnel Costs							-
Other (SPECIFY)							-
<b>Total Expenditures</b>	\$ -	\$ 1,345,000	\$ 1,000,000	\$ 1,000,000	\$ 1,000,000	\$ 1,000,000	\$ 5,345,000

Off-Set Categories	Prior Years	FY22	FY23	FY24	FY25	FY26	TOTAL
New Revenues							-
Other							-
<b>Total Off-Sets</b>	\$ -	\$ -	\$ -	\$ -	\$ -	\$ -	\$ -
<b>NET COST</b>	\$ -	\$ 1,345,000	\$ 1,000,000	\$ 1,000,000	\$ 1,000,000	\$ 1,000,000	\$ 5,345,000

Funding Sources	Prior Years	FY22	FY23	FY24	FY25	FY26	TOTAL
TBD		1,345,000	1,000,000	1,000,000	1,000,000	1,000,000	5,345,000
<b>Total Funding Sources</b>	\$ -	\$ 1,345,000	\$ 1,000,000	\$ 1,000,000	\$ 1,000,000	\$ 1,000,000	\$ 5,345,000

**This section must be completed for all applicable projects. Please list future revenues and expenses once project is completed and fully operational.**

<b>Net Operational Impact:</b>					
<b>A. Revenues Generated:</b>		<b>B. Expenses Incurred:</b>			
A.1- Revenue #1	-	B.1- Personnel:	-	B.5- Utilities:	-
A.2- Revenue #2	-	B.2- Debt Service Costs:	-	B.6- Materials/Supplies:	-
A.3- Revenue #3	-	B.3- Contract Services:	-	B.7- Equipment:	-
A.4- Revenue #4	-	B.4- Fixed Costs:	-	B.8- Miscellaneous:	-
<b>Revenue Totals (A.1 -to- A.4)</b>	-	<b>Expense Totals (B.1 -to- B.8)</b>			-



## Capital Improvement Program (CIP) Project Request Form (For Projects / Items Costing Over \$50,000)

<b>Department</b>	<b>Project Duration</b>	<b>Life Expectancy</b>	<b>Priority</b>
Public Works	FY23	30 years	1

**Project Title**  
City-wide ADA Ramp Additions & Improvements

**Relevant Graphic Details (GIS or photo inserted)**



**Project Location**  
Districts 1, 2, 3, & 4

**Project Description/Justification**  
While the 4 year infrastructure bond program provided a much needed boost, it only addressed about a third of the City. This Transportation Alternatives project was selected during the 2020 cycle by the Transportation Planning Agency for funding. On 7/19/22, the City was informed by FDOT that this project had been moved up to FY2023. The project scope consists of addressing ADA issues in areas that weren't covered under the bond by providing the new curb ramps in locations where they are currently damaged or missing all together. Federal reimbursement on this project is \$877,966 and the City's local cost share is \$175,593.

**Strategic Plan Alignment**  
Pillar 1 - Positioning Lake Worth Beach to be a competitive viable location of choice  
1E - Provide superior public amenities and services to retain existing and entice new residents and businesses.

**Project's Return on Investment**  
The infrastructure improvements improve the overall quality of life for residents and stakeholders alike.

FISCAL DETAILS	Account Number	Account Description	2023
	TBD		1,053,559
		<b>Total Expenditures</b>	<b>\$ 1,053,559</b>



**Operating Cost Impact**

Will decrease ADA ramp repairs in the near future by addressing deferred maintenance.

**Project's Impact on Other Departments**

N/A

<b>Expenditures</b>	<b>Prior Years</b>	<b>FY23</b>	<b>FY24</b>	<b>FY25</b>	<b>FY26</b>	<b>FY27</b>	<b>TOTAL</b>
<b>Capital Costs</b>							
Project Development							-
Design							-
Permitting							-
Land/ROW Acquisition							-
Construction							-
Equipment							-
Testing							-
<b>Operating Costs</b>							
On-Going Operations							-
Maintenance							-
Personnel Costs							-
Other (SPECIFY)							-
<b>Total Expenditures</b>	\$ -	\$ -	\$ -	\$ -	\$ -	\$ -	-
<b>Off-Set Categories</b>							
<b>Prior Years</b>	<b>FY23</b>	<b>FY24</b>	<b>FY25</b>	<b>FY26</b>	<b>FY27</b>	<b>TOTAL</b>	
New Revenues							-
Other							-
<b>Total Off-Sets</b>	\$ -	\$ -	\$ -	\$ -	\$ -	\$ -	-
<b>NET COST</b>	\$ -	\$ -	\$ -	\$ -	\$ -	\$ -	-
<b>Funding Sources</b>							
<b>Prior Years</b>	<b>FY23</b>	<b>FY24</b>	<b>FY25</b>	<b>FY26</b>	<b>FY27</b>	<b>TOTAL</b>	
TBD	175,593						1,053,559
Grant	877,966						-
<b>Total Funding Sources</b>	\$ -	\$ 1,053,559	\$ -	\$ -	\$ -	\$ -	\$ 1,053,559

**This section must be completed for all applicable projects. Please list future revenues and expenses once project is completed and fully operational.**

<b>Net Operational Impact:</b>							
<b>A. Revenues Generated:</b>		<b>B. Expenses Incurred:</b>					
A.1- Revenue #1	-	B.1- Personnel:		-	B.5- Utilities:		-
A.2- Revenue #2	-	B.2- Debt Service Costs:		-	B.6- Materials/Supplies:		-
A.3- Revenue #3	-	B.3- Contract Services:		-	B.7- Equipment:		-
A.4- Revenue #4	-	B.4- Fixed Costs:		-	B.8- Miscellaneous:		-
<b>Revenue Totals (A.1 -to- A.4)</b>	-	<b>Expense Totals (B.1 -to- B.8)</b>					-



## Capital Improvement Program (CIP) Project Request Form (For Projects / Items Costing Over \$50,000)

<b>Department</b>	<b>Project Duration</b>	<b>Life Expectancy</b>	<b>Priority</b>
Building Fund	FY23/FY24	20	1

**Project Title**  
1900 Building Customer Service Security and Access

**Relevant Graphic Details (GIS or photo inserted)**

**Project Location**  
1900 Second Avenue North

**Project Description/Justification**  
Building improvement project to renovate the existing customer service area to provide for security access for both Community Sustainability and Electric Utilities. Additional improvements include reconfiguring customer service staffing areas for improved security and additional office space.



**Strategic Plan Alignment**  
2C, 4C, 4E, 5A, 5B, 5D

**Project's Return on Investment**  
The ROI will be enhanced security and safety for staff as well as improved delivery of services.

FISCAL DETAILS	Account Number	Account Description	2023
	Fund Balance		555,000
		<b>Total Expenditures</b>	<b>\$ 555,000</b>

**Operating Cost Impact**

Operating costs would likely decrease slightly in regards to energy consumption, increased productivity due to having a better working environment.

**Project's Impact on Other Departments**

This project would impacts Customer Service for the Community Sustainability Department during renovations

<b>Expenditures</b>	<b>Prior Years</b>	<b>FY22</b>	<b>FY23</b>	<b>FY24</b>	<b>FY25</b>	<b>FY26</b>	<b>TOTAL</b>
<b>Capital Costs</b>							
Project Development							-
Design			50,000				50,000
Permitting			5,000				5,000
Land/ROW Acquisition							-
Construction				500,000			500,000
Equipment							-
Contingency 10%							-
<b>Operating Costs</b>							
On-Going Operations							-
Maintenance							-
Personnel Costs							-
Other (SPECIFY)							-
<b>Total Expenditures</b>	\$ -	\$ -	\$ 55,000	\$ 500,000	\$ -	\$ -	\$ 555,000
<b>Off-Set Categories</b>							
New Revenues							-
Other							-
<b>Total Off-Sets</b>	\$ -	\$ -	\$ -	\$ -	\$ -	\$ -	\$ -
<b>NET COST</b>	\$ -	\$ -	\$ 55,000	\$ 500,000	\$ -	\$ -	\$ 555,000
<b>Funding Sources</b>							
103-2020-515.62-10			55,000	500,000			555,000
							-
							-
<b>Total Funding Sources</b>	\$ -	\$ -	\$ 55,000	\$ 500,000	\$ -	\$ -	\$ 555,000

**This section must be completed for all applicable projects. Please list future revenues and expenses once project is completed and fully operational.**

<b>Net Operational Impact:</b>					
<b>A. Revenues Generated:</b>		<b>B. Expenses Incurred:</b>			
A.1- Revenue #1	-	B.1- Personnel:	-	B.5- Utilities:	-
A.2- Revenue #2	-	B.2- Debt Service Costs:	-	B.6- Materials/Supplies:	-
A.3- Revenue #3	-	B.3- Contract Services:	-	B.7- Equipment:	-
A.4- Revenue #4	-	B.4- Fixed Costs:	-	B.8- Miscellaneous:	-
<b>Revenue Totals (A.1 -to- A.4)</b>	-	<b>Expense Totals (B.1 -to- B.8)</b>			-



**Capital Improvement Program (CIP)  
Project Request Form  
(For Projects / Items Costing Over \$50,000)**

**Department**  
Beach Fund

**Project Duration**  
FY23

**Life Expectancy**  
30 years

**Priority**  
1

**Project Title**  
Beach Improvements

**Relevant Graphic Details (GIS or photo inserted)**

**Project Location**  
Beach Casino Property

**Project Description/Justification**



**Project's Return on Investment**

<b>FISCAL DETAILS</b>	Account Number	Account Description	<b>2024/25</b>
	TBD		6,000,000
		<b>Total Expenditures</b>	<b>\$ 6,000,000</b>

**Operating Cost Impact**

**Project's Impact on Other Departments**

This project is not expected to have any major impacts on other Departments

<b>Expenditures</b>	<b>Prior Years</b>	<b>FY22</b>	<b>FY23</b>	<b>FY24</b>	<b>FY25</b>	<b>FY26</b>	<b>TOTAL</b>
<b>Capital Costs</b>							
Project Development			6,000,000				6,000,000
Design							-
Permitting							-
Land/ROW Acquisition							-
Construction							-
Equipment							-
Testing							-
<b>Operating Costs</b>							
On-Going Operations							-
Maintenance							-
Personnel Costs							-
Other (SPECIFY)							-
							-
<b>Total Expenditures</b>	\$ -	\$ -	\$ 6,000,000	\$ -	\$ -	\$ -	\$ 6,000,000
<b>Off-Set Categories</b>							
New Revenues							-
Other							-
							-
<b>Total Off-Sets</b>	\$ -	\$ -	\$ -	\$ -	\$ -	\$ -	\$ -
<b>NET COST</b>	\$ -	\$ -	\$ 6,000,000	\$ -	\$ -	\$ -	\$ 6,000,000
<b>Funding Sources</b>							
TBD			6,000,000				
							-
<b>Total Funding Sources</b>	\$ -	\$ -		\$ -	\$ -	\$ -	

**This section must be completed for all applicable projects. Please list future revenues and expenses once project is completed and fully operational.**

<b>Net Operational Impact:</b>					
<b>A. Revenues Generated:</b>		<b>B. Expenses Incurred:</b>			
A.1- Revenue #1	-	B.1- Personnel:	-	B.5- Utilities:	-
A.2- Revenue #2	-	B.2- Debt Service Costs:	-	B.6- Materials/Supplies:	-
A.3- Revenue #3	-	B.3- Contract Services:	-	B.7- Equipment:	-
A.4- Revenue #4	-	B.4- Fixed Costs:	-	B.8- Miscellaneous:	-
<b>Revenue Totals (A.1 -to- A.4)</b>	-	<b>Expense Totals (B.1 -to- B.8)</b>			-



## Capital Improvement Program (CIP) Project Request Form (For Projects / Items Costing Over \$50,000)

**Department**  
Beach Fund

**Project Duration**  
FY23

**Life Expectancy**  
15 years

**Priority**  
1

**Project Title**

Casino - Elevator Upgrades

**Relevant Graphic Details (GIS or photo inserted)**

**Project Location**

10 S. Ocean Blvd

**Project Description/Justification**

The Casino Building elevator system on the south end of the building requires cab upgrades and electrical work to ensure peak performance. The salt environment has corroded much of the cab and vulnerable components and have become too far gone for maintenance work performed by staff.



**Strategic Plan Alignment**

Pillar 4 - Navigating Towards a Sustainable Community  
4E - Ensure facility placement, construction and development that anticipates and embraces the future.

**Project's Return on Investment**

Providing a public facility that meets ADA compliance and is accessible for all.

FISCAL DETAILS	Account Number	Account Description	2022
	TBD		50,000
		<b>Total Expenditures</b>	<b>\$ 50,000</b>

**Operating Cost Impact**

Reduction in maintenance costs to periodically maintain the elevator system.

**Project's Impact on Other Departments**

This project has minimal impact on other Departments.

<b>Expenditures</b>	<b>Prior Years</b>	<b>FY22</b>	<b>FY23</b>	<b>FY24</b>	<b>FY25</b>	<b>FY26</b>	<b>TOTAL</b>
<b>Capital Costs</b>							
Project Development							-
Design							-
Permitting							-
Land/ROW Acquisition							-
Construction			50,000				50,000
Equipment							-
Testing							-
<b>Operating Costs</b>							
On-Going Operations							-
Maintenance							-
Personnel Costs							-
Other (SPECIFY)							-
<b>Total Expenditures</b>	\$ -	\$ -	\$ 50,000	\$ -	\$ -	\$ -	\$ 50,000
<b>Off-Set Categories</b>							
New Revenues							-
Other							-
<b>Total Off-Sets</b>	\$ -	\$ -	\$ -	\$ -	\$ -	\$ -	\$ -
<b>NET COST</b>	\$ -	\$ -	\$ 50,000	\$ -	\$ -	\$ -	\$ 50,000
<b>Funding Sources</b>							
TBD		50,000					
<b>Total Funding Sources</b>	\$ -	\$ 50,000	\$ -	\$ -	\$ -	\$ -	\$ 50,000

**This section must be completed for all applicable projects. Please list future revenues and expenses once project is completed and fully operational.**

<b>Net Operational Impact:</b>					
<b>A. Revenues Generated:</b>		<b>B. Expenses Incurred:</b>			
A.1- Revenue #1	-	B.1- Personnel:	-	B.5- Utilities:	-
A.2- Revenue #2	-	B.2- Debt Service Costs:	-	B.6- Materials/Supplies:	-
A.3- Revenue #3	-	B.3- Contract Services:	-	B.7- Equipment:	-
A.4- Revenue #4	-	B.4- Fixed Costs:	-	B.8- Miscellaneous:	-
<b>Revenue Totals (A.1 -to- A.4)</b>	-	<b>Expense Totals (B.1 -to- B.8)</b>			-



## Capital Improvement Program (CIP) Project Request Form (For Projects / Items Costing Over \$50,000)

<b>Department</b> Beach Fund	<b>Project Duration</b> FY23	<b>Life Expectancy</b> 15 years	<b>Priority</b> 2
---------------------------------	---------------------------------	------------------------------------	----------------------

<b><u>Project Title</u></b> Casino - Stairwell Handrails	<b><u>Relevant Graphic Details</u></b> <i>(GIS or photo inserted)</i>
---	---

**Project Location**  
10 S. Ocean Blvd

**Project Description/Justification**  
The Casino Building stairwell handrails are deteriorating and require a significant amount of maintenance with sanding, scraping and painting work by staff. The project would remove the existing handrail systems and replace with proper handrail that will not deteriorate in the saltwater environment.



**Strategic Plan Alignment**  
Pillar 4 - Navigating Towards a Sustainable Community  
4E - Ensure facility placement, construction and development that anticipates and embraces the future.

**Project's Return on Investment**  
Providing a public facility that meets ADA compliance and is accessible for all.

<b>FISCAL DETAILS</b>	Account Number	Account Description	<b>2023</b>
	TBD		50,000
		<b>Total Expenditures</b>	<b>\$ 50,000</b>



**Operating Cost Impact**

Reduction in maintenance costs to periodically maintain the handrail system.

**Project's Impact on Other Departments**

This project has minimal impact on other Departments.

<b>Expenditures</b>	<b>Prior Years</b>	<b>FY22</b>	<b>FY23</b>	<b>FY24</b>	<b>FY25</b>	<b>FY26</b>	<b>TOTAL</b>
<b>Capital Costs</b>							
Project Development							-
Design							-
Permitting							-
Land/ROW Acquisition							-
Construction			50,000				50,000
Equipment							-
Testing							-
<b>Operating Costs</b>							
On-Going Operations							-
Maintenance							-
Personnel Costs							-
Other (SPECIFY)							-
<b>Total Expenditures</b>	\$ -	\$ -	\$ 50,000	\$ -	\$ -	\$ -	\$ 50,000
<b>Off-Set Categories</b>							
New Revenues							-
Other							-
<b>Total Off-Sets</b>	\$ -	\$ -	\$ -	\$ -	\$ -	\$ -	\$ -
<b>NET COST</b>	\$ -	\$ -	\$ 50,000	\$ -	\$ -	\$ -	\$ 50,000
<b>Funding Sources</b>							
TBD			50,000				-
<b>Total Funding Sources</b>	\$ -	\$ -	\$ 50,000	\$ -	\$ -	\$ -	\$ 50,000

**This section must be completed for all applicable projects. Please list future revenues and expenses once project is completed and fully operational.**

<b>Net Operational Impact:</b>					
<b>A. Revenues Generated:</b>		<b>B. Expenses Incurred:</b>			
A.1- Revenue #1	-	B.1- Personnel:	-	B.5- Utilities:	-
A.2- Revenue #2	-	B.2- Debt Service Costs:	-	B.6- Materials/Supplies:	-
A.3- Revenue #3	-	B.3- Contract Services:	-	B.7- Equipment:	-
A.4- Revenue #4	-	B.4- Fixed Costs:	-	B.8- Miscellaneous:	-
<b>Revenue Totals (A.1 -to- A.4)</b>	-	<b>Expense Totals (B.1 -to- B.8)</b>			-



## Capital Improvement Program (CIP) Project Request Form (For Projects / Items Costing Over \$50,000)

<b>Department</b>	<b>Project Duration</b>	<b>Life Expectancy</b>	<b>Priority</b>
Beach Fund	FY23-27	15 years	1

<b>Project Title</b>	<b>Relevant Graphic Details (GIS or photo inserted)</b>
----------------------	---

William O. Lockhart Pier - Structural Piling Repairs

**Project Location**

Beach Casino Property - Pier

**Project Description/Justification**

The William O. Lockhart Municipal pier is a City landmark. The pier has recently undergone partial renovation of the structural pilings, support structure and wood decking. The completed project accounted for about 1/3 of the necessary repairs and regular ongoing repairs to the pilings, support beams and wood decking are required.



Pillar 4 - Navigating Towards a Sustainable Community  
4E - Ensure facility placement, construction and development that anticipates and embraces the future.

**Project's Return on Investment**

The existing pier structure requires regularly scheduled ongoing maintenance to ensure years of usage and enjoyment. These repairs will ensure a structurally sound investment for the City.

FISCAL DETAILS	Account Number	Account Description	2023-2027
	TBD	Improve Build	250,000
		<b>Total Expenditures</b>	<b>\$ 250,000</b>

**Operating Cost Impact**

The repairs to the pier are an on-going maintenance item that will continue to impact operating costs each year.

**Project's Impact on Other Departments**

This project is not expected to have any major impacts on other Departments

Expenditures	Prior Years	FY22	FY23	FY24	FY25	FY26	FY27	TOTAL
<b>Capital Costs</b>								
Project Development								-
Design								-
Permitting			3,000	3,000	3,000	3,000	3,000	15,000
Land/ROW Acquisition								-
Construction			47,000	47,000	47,000	47,000	47,000	376,000
Equipment								-
Testing								-
<b>Operating Costs</b>								
On-Going Operations								-
Maintenance								-
Personnel Costs								-
Other (SPECIFY)								-
								-
<b>Total Expenditures</b>	\$ -	\$ -	\$ 50,000	\$ 50,000	\$ 50,000	\$ 50,000	\$ 50,000	\$ 250,000
<b>Off-Set Categories</b>								
Prior Years	FY22	FY23	FY24	FY25	FY26	FY27	TOTAL	
New Revenues								-
Other								-
								-
<b>Total Off-Sets</b>	\$ -	\$ -	\$ -	\$ -	\$ -	\$ -	\$ -	\$ -
<b>NET COST</b>	\$ -	\$ -	\$ 50,000	\$ 50,000	\$ 50,000	\$ 50,000	\$ 50,000	\$ 250,000
<b>Funding Sources</b>								
Prior Years	FY22	FY23	FY24	FY25	FY26	FY27	TOTAL	
TBD			50,000	50,000	50,000	50,000	50,000	250,000
								-
<b>Total Funding Sources</b>	\$ -	\$ -	\$ 50,000	\$ 50,000	\$ 50,000	\$ 50,000	\$ 50,000	\$ 250,000
<b>This section must be completed for all applicable projects. Please list future revenues and expenses once project is completed and fully operational.</b>								
<b>Net Operational Impact:</b>								
<b>A. Revenues Generated:</b>			<b>B. Expenses Incurred:</b>					
A.1- Revenue #1	-	B.1- Personnel:	-	B.5- Utilities:	-			
A.2- Revenue #2	-	B.2- Debt Service Costs:	-	B.6- Materials/Supplies:	-			
A.3- Revenue #3	-	B.3- Contract Services:	-	B.7- Equipment:	-			
A.4- Revenue #4	-	B.4- Fixed Costs:	-	B.8- Miscellaneous:	-			
<b>Revenue Totals (A.1 to- A.4)</b>	-	<b>Expense Totals (B.1 to- B.8)</b>						-



**Capital Improvement Program (CIP)  
Project Request Form  
(For Projects / Items Costing Over \$50,000)**

**Department**  
Public Works

**Project Duration**  
FY23

**Life Expectancy**  
15 years

**Priority**  
1

**Project Title**

Vehicle Replacement - Bucket Truck

**Relevant Graphic Details (GIS or photo inserted)**

**Project Location**

Facilities Maintenance

**Project Description/Justification**

The current bucket truck operated and utilized by the Facilities Maintenance Division has been totaled and cannot be repaired based on equipment age. The Division relies heavily on a bucket truck for multiple tasks including but not limited to: electrical work, painting, roof repairs, banners, window work, shade sail install/removal, and hurricane shutters.



**Strategic Plan Alignment**

Pillar 1 - Positioning Lake Worth Beach to be a competitive viable location of choice  
1E - Provide superior public amenities and services to retain existing and entice new residents and businesses.

**Project's Return on Investment**

Increase in safety and efficiency of the Division staff by way of eliminating the need to utilize ladders and other Department equipment.

<b>FISCAL DETAILS</b>	<b>Account Number</b>	<b>Account Description</b>	<b>2023</b>
TBD		Vehicle Replacement	150,000
		<b>Total Expenditures</b>	<b>\$ 150,000</b>

**Operating Cost Impact**

The current bucket truck is in the City budget and is allocated to the Facilities Maintenance fund.

**Project's Impact on Other Departments**

Improved reliability to service the City needs.

<b>Expenditures</b>	<b>Prior Years</b>	<b>FY23</b>	<b>FY24</b>	<b>FY25</b>	<b>FY26</b>	<b>FY27</b>	<b>TOTAL</b>
<b>Capital Costs</b>							
Project Development							-
Design							-
Permitting							-
Land/ROW Acquisition							-
Construction							-
Equipment		150,000					150,000
Testing							-
<b>Operating Costs</b>							
On-Going Operations							-
Maintenance							-
Personnel Costs							-
Other (SPECIFY)							-
<b>Total Expenditures</b>	\$ -	\$ 150,000	\$ -	\$ -	\$ -	\$ -	\$ 150,000
<b>Off-Set Categories</b>							
New Revenues							-
Other							-
<b>Total Off-Sets</b>	\$ -	\$ -	\$ -	\$ -	\$ -	\$ -	\$ -
<b>NET COST</b>	\$ -	\$ 150,000	\$ -	\$ -	\$ -	\$ -	\$ 150,000
<b>Funding Sources</b>							
TBD		150,000					-
<b>Total Funding Sources</b>	\$ -	\$ 150,000	\$ -	\$ -	\$ -	\$ -	\$ -

**This section must be completed for all applicable projects. Please list future revenues and expenses once project is completed and fully operational.**

<b>Net Operational Impact:</b>							
<b>A. Revenues Generated:</b>		<b>B. Expenses Incurred:</b>					
A.1- Revenue #1	-	B.1- Personnel:	-	B.5- Utilities:	-		-
A.2- Revenue #2	-	B.2- Debt Service Costs:	-	B.6- Materials/Supplies:	-		-
A.3- Revenue #3	-	B.3- Contract Services:	-	B.7- Equipment:	-		-
A.4- Revenue #4	-	B.4- Fixed Costs:	-	B.8- Miscellaneous:	-		-
<b>Revenue Totals (A.1 -to- A.4)</b>	-	<b>Expense Totals (B.1 -to- B.8)</b>					-



**Capital Improvement Program (CIP)  
Project Request Form  
(For Projects / Items Costing Over \$50,000)**

**Department**  
Public Works

**Project Duration**  
FY23-27

**Life Expectancy**  
10 years

**Priority**  
2

**Project Title**

Vehicle Replacement - Schedule Replacements

**Relevant Graphic Details (GIS or photo inserted)**

**Project Location**

Fleet Maintenance

**Project Description/Justification**

The vehicle replacement schedule details the replacement of City fleet that are beyond the useful life and in need of replacement. The following vehicles are schedule for replacement: #294 - Ford Ranger, #295 - Ford Ranger, #192 - Ford F250, #598 - Ford Explorer



**Strategic Plan Alignment**

Pillar 1 - Positioning Lake Worth Beach to be a competitive viable location of choice  
1E - Provide superior public amenities and services to retain existing and entice new residents and businesses.

**Project's Return on Investment**

Reduction in maintenance and repairs downtime and increased efficiency of technician. As the fleet cycles through replacements of vehicles, a 10% annual reduction in maintenance and repairs costs can be expected.

<b>FISCAL DETAILS</b>	<b>Account Number</b>	<b>Account Description</b>	<b>2023</b>
	FLEET FUND	Vehicle Replacment	200,000
		<b>Total Expenditures</b>	<b>\$ 200,000</b>

**Operating Cost Impact**

Reduction in major repairs costs due to new vehicle replacement. New vehicle will still carry the annual maintenance costs for fluid changes, tires, etc. The new vehicle will reduce maintenance and repair costs by approximately 10% from the previous year.

**Project's Impact on Other Departments**

Improved reliability to service the City needs.

<b>Expenditures</b>	<b>Prior Years</b>	<b>FY23</b>	<b>FY24</b>	<b>FY25</b>	<b>FY26</b>	<b>FY27</b>	<b>TOTAL</b>
<b>Capital Costs</b>							
Project Development							-
Design							-
Permitting							-
Land/ROW Acquisition							-
Construction							-
Equipment		200,000	200,000	200,000	200,000	200,000	1,000,000
Testing							-
<b>Operating Costs</b>							
On-Going Operations							-
Maintenance							-
Personnel Costs							-
Other (SPECIFY)							-
<b>Total Expenditures</b>	\$ -	\$ 200,000	\$ 200,000	\$ 200,000	\$ 200,000	\$ 200,000	\$ 1,000,000
<b>Off-Set Categories</b>							
New Revenues							-
Other							-
<b>Total Off-Sets</b>	\$ -	\$ -	\$ -	\$ -	\$ -	\$ -	\$ -
<b>NET COST</b>	\$ -	\$ 200,000	\$ 200,000	\$ 200,000	\$ 200,000	\$ 200,000	\$ 1,000,000
<b>Funding Sources</b>							
FLEET FUND		200,000	200,000	200,000	200,000	200,000	1,000,000
<b>Total Funding Sources</b>	\$ -	\$ 200,000	\$ 200,000	\$ 200,000	\$ 200,000	\$ 200,000	\$ 1,000,000

**This section must be completed for all applicable projects. Please list future revenues and expenses once project is completed and fully operational.**

<b>Net Operational Impact:</b>							
<b>A. Revenues Generated:</b>		<b>B. Expenses Incurred:</b>					
A.1- Revenue #1	-	B.1- Personnel:	-	B.5- Utilities:	-		-
A.2- Revenue #2	-	B.2- Debt Service Costs:	-	B.6- Materials/Supplies:	-		-
A.3- Revenue #3	-	B.3- Contract Services:	-	B.7- Equipment:	-		-
A.4- Revenue #4	-	B.4- Fixed Costs:	-	B.8- Miscellaneous:	-		-
<b>Revenue Totals (A.1 -to- A.4)</b>	-	<b>Expense Totals (B.1 -to- B.8)</b>					-



**Capital Improvement Program (CIP)  
Project Request Form  
(For Projects / Items Costing Over \$50,000)**

**Department**  
Public Works

**Project Duration**  
FY 23

**Life Expectancy**  
30 YEARS

**Priority**  
1

**Project Title**

Fuel Tank Replacement Project

**Relevant Graphic Details (GIS or photo inserted)**

**Project Location**

1749 3rd Ave South

**Project Description/Justification**

The Fleet Maintenance Facility is in the process of being designed for a new facility. The existing fuel tanks have reached their useful life at 30 years and are no longer insurable. The project will replace both the unleaded and the diesel 10,000 gallon fuel tanks with new tanks.



**Strategic Plan Alignment**

Pillar 5 - Affirming Government for All

5A - Ensure, effective, consistent and seamless services that exceed customer expectations.

**Project's Return on Investment**

The fuel tank replacement project will ensure a system that meets code and is ready to service the needs of the City during normal operations and emergency management.

<b>FISCAL DETAILS</b>	Account Number	Account Description	<b>2023</b>
	TBD	Equipment	1,000,000
		<b>Total Expenditures</b>	<b>\$ 1,000,000</b>



**Operating Cost Impact**

The fuel tanks are being replaced with equal size tanks so no savings in costs are anticipated.

**Project's Impact on Other Departments**

Improved reliability to service the City needs during normal operations and in times of emergency management.

<b>Expenditures</b>	<b>Prior Years</b>	<b>FY23</b>	<b>FY24</b>	<b>FY25</b>	<b>FY26</b>	<b>FY27</b>	<b>TOTAL</b>
<b>Capital Costs</b>							
Project Development							-
Design							-
Permitting							-
Land/ROW Acquisition							-
Construction							-
Equipment		1,000,000					1,000,000
Testing							-
<b>Operating Costs</b>							
On-Going Operations							-
Maintenance							-
Personnel Costs							-
Other (SPECIFY)							-
<b>Total Expenditures</b>	\$ -	\$ 1,000,000	\$ -	\$ -	\$ -	\$ -	\$ 1,000,000

<b>Off-Set Categories</b>	<b>Prior Years</b>	<b>FY23</b>	<b>FY24</b>	<b>FY25</b>	<b>FY26</b>	<b>FY27</b>	<b>TOTAL</b>
New Revenues							-
Other							-
<b>Total Off-Sets</b>	\$ -	\$ -	\$ -	\$ -	\$ -	\$ -	\$ -
<b>NET COST</b>	\$ -	\$ 1,000,000	\$ -	\$ -	\$ -	\$ -	\$ 1,000,000

<b>Funding Sources</b>	<b>Prior Years</b>	<b>FY23</b>	<b>FY24</b>	<b>FY25</b>	<b>FY26</b>	<b>FY27</b>	<b>TOTAL</b>
TBD		1,000,000					1,000,000
<b>Total Funding Sources</b>	\$ -	\$ 1,000,000	\$ -	\$ -	\$ -	\$ -	\$ 1,000,000

**This section must be completed for all applicable projects. Please list future revenues and expenses once project is completed and fully operational.**

<b>Net Operational Impact:</b>							
<b>A. Revenues Generated:</b>		<b>B. Expenses Incurred:</b>					
A.1- Revenue #1	-	B.1- Personnel:	-	B.5- Utilities:	-		
A.2- Revenue #2	-	B.2- Debt Service Costs:	-	B.6- Materials/Supplies:	-		
A.3- Revenue #3	-	B.3- Contract Services:	-	B.7- Equipment:	-		
A.4- Revenue #4	-	B.4- Fixed Costs:	-	B.8- Miscellaneous:	-		
<b>Revenue Totals (A.1 -to- A.4)</b>	-	<b>Expense Totals (B.1 -to- B.8)</b>				-	



**Capital Improvement Program (CIP)  
Project Request Form  
(For Projects / Items Costing Over \$50,000)**

<b>Department</b> Public Works	<b>Project Duration</b> FY23	<b>Life Expectancy</b> 15 years	<b>Priority</b> 2
-----------------------------------	---------------------------------	------------------------------------	----------------------

**Project Title**  
Fleet Maintenance Division - Forklift Replacement

**Relevant Graphic Details** *(GIS or photo inserted)*

**Project Location**  
Fleet Maintenance

**Project Description/Justification**  
The existing forklift for the Fleet Maintenance Division is approximately 25 years old and beyond its useful life. It has become difficult to repair and parts have become increasingly difficult to acquire.



**Strategic Plan Alignment**  
Pillar 1 - Positioning Lake Worth Beach to be a competitive viable location of choice  
1E - Provide superior public amenities and services to retain existing and entice new residents and businesses.

**Project's Return on Investment**  
Reduction in maintenance and repairs downtime and increased efficiency of Fleet staff.

<b>FISCAL DETAILS</b>	Account Number	Account Description	<b>2023</b>
	FLEET FUND	Vehicle Replacement	75,000
		<b>Total Expenditures</b>	<b>\$ 75,000</b>

**Operating Cost Impact**

Reduction in repairs costs due to new replacement.

**Project's Impact on Other Departments**

Improved reliability to service the City needs.

<b>Expenditures</b>	<b>Prior Years</b>	<b>FY23</b>	<b>FY24</b>	<b>FY25</b>	<b>FY26</b>	<b>FY27</b>	<b>TOTAL</b>
<b>Capital Costs</b>							
Project Development							-
Design							-
Permitting							-
Land/ROW Acquisition							-
Construction							-
Equipment		75,000					75,000
Testing							-
<b>Operating Costs</b>							
On-Going Operations							-
Maintenance							-
Personnel Costs							-
Other (SPECIFY)							-
<b>Total Expenditures</b>	\$ -	\$ 75,000	\$ -	\$ -	\$ -	\$ -	\$ 75,000

<b>Off-Set Categories</b>	<b>Prior Years</b>	<b>FY23</b>	<b>FY24</b>	<b>FY25</b>	<b>FY26</b>	<b>FY27</b>	<b>TOTAL</b>
New Revenues							-
Other							-
<b>Total Off-Sets</b>	\$ -	\$ -	\$ -	\$ -	\$ -	\$ -	\$ -
<b>NET COST</b>	\$ -	\$ 75,000	\$ -	\$ -	\$ -	\$ -	\$ 75,000

<b>Funding Sources</b>	<b>Prior Years</b>	<b>FY23</b>	<b>FY24</b>	<b>FY25</b>	<b>FY26</b>	<b>FY27</b>	<b>TOTAL</b>
FLEET FUND		75,000					75,000
<b>Total Funding Sources</b>	\$ -	\$ 75,000	\$ -	\$ -	\$ -	\$ -	\$ 75,000

**This section must be completed for all applicable projects. Please list future revenues and expenses once project is completed and fully operational.**

<b>Net Operational Impact:</b>							
<b>A. Revenues Generated:</b>		<b>B. Expenses Incurred:</b>					
A.1- Revenue #1	-	B.1- Personnel:	-	B.5- Utilities:	-		-
A.2- Revenue #2	-	B.2- Debt Service Costs:	-	B.6- Materials/Supplies:	-		-
A.3- Revenue #3	-	B.3- Contract Services:	-	B.7- Equipment:	-		-
A.4- Revenue #4	-	B.4- Fixed Costs:	-	B.8- Miscellaneous:	-		-
<b>Revenue Totals (A.1 -to- A.4)</b>	-	<b>Expense Totals (B.1 -to- B.8)</b>					-



**Capital Improvement Program (CIP)  
Project Request Form  
(For Projects / Items Costing Over \$50,000)**

GF 60

<b>Department</b> Information Technology	<b>Project Duration</b> FY22-26	<b>Life Expectancy</b> 5	<b>Priority</b> 1
---	------------------------------------	-----------------------------	----------------------

**Project Title**  
Enterprise Resource Planning (ERP) Replacement

**Relevant Graphic Details (GIS or photo inserted)**

**Project Location**  
City IT Data Center

**Project Description/Justification**  
The City has been using the Naviline ERP system for nearly 15 years. The Finance Department has requested that the City migrate to a more suitable ERP platform. This request is to fund a market analysis to determine the most suitable ERP replacement platform, procure it, and complete the migration process. The funding includes the market analysis, project management services, the cost to procure the technology infrastructure, software, training, and professional services. The project is estimated to take 5 years to complete.

**ERP**

**Strategic Goals Relevance/Categorical Criteria**  
Pillar 2: Strengthening Lake Worth Beach as a "Community of Neighborhoods".  
C. Sustain infrastructure investments.

**Project's Return on Investment**  
N/A. This project is to maintain existing levels of service.

<b>FISCAL DETAILS</b>	<b>2023</b>
TBD	1,000,000

**Total Expenditures                    \$                    1,000,000**

**Operating Cost Impact**

This project is expected to increase the City's operating costs compared to the existing system.

**Project's Impact on Other Departments**

All City departments rely on the City's ERP for daily operations to conduct City business, and to provide services to the residents, business, and visitors to the City. ERP systems include the financial systems (general ledger, accounts receivable and payables, payroll, asset inventory), and modules for all the City Departments including Community Sustainability, Leisure Services, Human Resources, Utilities, and Public Services.

<b>Expenditures</b>	<b>Prior Years</b>	<b>FY22</b>	<b>FY23</b>	<b>FY24</b>	<b>FY25</b>	<b>FY26</b>	<b>TOTAL</b>
<b>Capital Costs</b>							
Project Development							-
Design							-
Permitting							-
Land/ROW Acquisition							-
Construction							-
Equipment		1,000,000	1,000,000	1,500,000	1,500,000	1,500,000	6,500,000
Testing							-
<b>Operating Costs</b>							
On-Going Operations							-
Maintenance							-
Personnel Costs							-
Other (SPECIFY)							-
<b>Total Expenditures</b>	\$ -	\$ 1,000,000	\$ 1,000,000	\$ 1,500,000	\$ 1,500,000	\$ 1,500,000	\$ 6,500,000
<b>Off-Set Categories</b>							
New Revenues							-
Other (SPECIFY)							-
<b>Total Off-Sets</b>	\$ -	\$ -	\$ -	\$ -	\$ -	\$ -	\$ -
<b>NET COST</b>	\$ -	\$ 1,000,000	\$ 1,000,000	\$ 1,500,000	\$ 1,500,000	\$ 1,500,000	\$ 6,500,000
<b>Funding Sources</b>							
TBD		1,000,000	1,000,000	1,500,000	1,500,000	1,500,000	6,500,000
<b>Total Funding Sources</b>	\$ -	\$ 1,000,000	\$ 1,000,000	\$ 1,500,000	\$ 1,500,000	\$ 1,500,000	\$ 6,500,000



## Capital Improvement Program (CIP) Project Request Form (For Projects / Items Costing Over \$50,000)

<b>Department</b>	<b>Project Duration</b>	<b>Life Expectancy</b>	<b>Priority</b>
Electric Fund	FY23	20	1

**Project Title**  
NERC CIP & Security System Camera Improvements

**Relevant Graphic Details (GIS or photo inserted)**

**Project Location**  
Lake Worth Electric Utility Substations and Critical Infrastructure



**Project Description/Justification**  
Enhance video surveillance and access control at critical infrastructure locations. Security measures proposed include adding additional video surveillance and monitoring as well as access controls. This initiative is to improve security while fulfilling compliance requirements of the regulating agencies. Additional improvements for FY23 include additional surveillance at Hypoluxo, Canal, East Switch Substations and at the Solar Generation Facility. Access control will be provided to Hypoluxo, Canal and East-Switch Station, Power Plant Control Room and System Operations.



**Strategic Plan Alignment**  
1E, 2C, 4B, 4C, 4E, 4F

**Project's Return on Investment**  
Mitigate potential fines due to non-compliance.

FISCAL DETAILS	Account Number	Account Description	2023
	421-6020-531-63.15		100,000
		<b>Total Expenditures</b>	<b>\$ 100,000</b>

**Operating Cost Impact**

This project is not expected to have any major impacts to operating costs.

**Project's Impact on Other Departments**

No impacts on other departments are anticipated.

<b>Expenditures</b>	<b>Prior Years</b>	<b>FY23</b>	<b>FY24</b>	<b>FY25</b>	<b>FY26</b>	<b>FY27</b>	<b>TOTAL</b>
<b>Capital Costs</b>							
Project Development							-
Design							-
Permitting							-
Land/ROW Acquisition							-
Construction	277,000	100,000					377,000
Equipment							-
Testing							-
<b>Operating Costs</b>							
On-Going Operations							-
Maintenance							-
Personnel Costs							-
Other (SPECIFY)							-
							-
<b>Total Expenditures</b>	\$ 277,000	\$ 100,000	\$ -	\$ -	\$ -	\$ -	\$ 377,000
<b>Off-Set Categories</b>							
New Revenues							-
Other							-
							-
<b>Total Off-Sets</b>	\$ -	\$ -	\$ -	\$ -	\$ -	\$ -	\$ -
<b>NET COST</b>	\$ 277,000	\$ 100,000	\$ -	\$ -	\$ -	\$ -	\$ 377,000
<b>Funding Sources</b>							
421-6020-531-63.15	277,000	100,000	-	-	-	-	377,000
							-
							-
<b>Total Funding Sources</b>	\$ 277,000	\$ 100,000	\$ -	\$ -	\$ -	\$ -	\$ 377,000

**This section must be completed for all applicable projects. Please list future revenues and expenses once project is completed and fully operational.**

<b>Net Operational Impact:</b>							
<b>A. Revenues Generated:</b>		<b>B. Expenses Incurred:</b>					
A.1- Revenue #1	-	B.1- Personnel:	-	B.5- Utilities:	-		-
A.2- Revenue #2	-	B.2- Debt Service Costs:	-	B.6- Materials/Supplies:	-		-
A.3- Revenue #3	-	B.3- Contract Services:	-	B.7- Equipment:	-		-
A.4- Revenue #4	-	B.4- Fixed Costs:	-	B.8- Miscellaneous:	-		-
<b>Revenue Totals (A.1 -to- A.4)</b>	-	<b>Expense Totals (B.1 -to- B.8)</b>					-



## Capital Improvement Program (CIP) Project Request Form (For Projects / Items Costing Over \$50,000)

<b>Department</b>	<b>Project Duration</b>	<b>Life Expectancy</b>	<b>Priority</b>
Electric Fund	FY23-27	20	1

**Project Title**  
System Hardening & Reliability Improvement Program

**Project Location**  
Electric Service Area

**Project Description/Justification**  
The LW Electric Utility is continuing on a system wide, hardening and reliability improvement program for the electrical transmission & distribution systems. This project is intended to make the electric system more resilient to storms and improve the quality of service to our customers by minimizing outages.

**Strategic Plan Alignment**  
1E, 2C, 4B, 4C, 4E, 4F

**Relevant Graphic Details (GIS or photo inserted)**



**Project's Return on Investment**  
ROI for this project will be based on improved system reliability indices resulting in an increase in revenue by minimizing power outages and reduced outage durations.

<b>FISCAL DETAILS</b>	Account Number	Account Description	<b>2023</b>
TBD	401-6034-531-63-15	SHRIP	37,900,000
<b>Total Expenditures</b>			<b>\$ 37,900,000</b>



**Operating Cost Impact**

This project is not expected to have any major impacts to operating costs.

**Project's Impact on Other Departments**

No impacts on other departments are anticipated.

<b>Expenditures</b>	<b>Prior Years</b>	<b>FY23</b>	<b>FY24</b>	<b>FY25</b>	<b>FY26</b>	<b>FY27</b>	<b>TOTAL</b>
<b>Capital Costs</b>							
Project Development							-
Design							-
Permitting							-
Land/ROW Acquisition							-
Construction	79,949,000	37,900,000	23,200,000	16,650,000	16,300,000	750,000	174,749,000
Equipment							-
Testing							-
<b>Operating Costs</b>							
On-Going Operations							-
Maintenance							-
Personnel Costs							-
Other (SPECIFY)							-
							-
<b>Total Expenditures</b>	<b>\$ 79,949,000</b>	<b>\$ 37,900,000</b>	<b>\$ 23,200,000</b>	<b>\$ 16,650,000</b>	<b>\$ 16,300,000</b>	<b>\$ 750,000</b>	<b>\$ 174,749,000</b>
<b>Off-Set Categories</b>							
New Revenues							-
Other							-
							-
<b>Total Off-Sets</b>	<b>\$ -</b>	<b>\$ -</b>	<b>\$ -</b>	<b>\$ -</b>	<b>\$ -</b>	<b>\$ -</b>	<b>\$ -</b>
<b>NET COST</b>	<b>\$ 79,949,000</b>	<b>\$ 37,900,000</b>	<b>\$ 23,200,000</b>	<b>\$ 16,650,000</b>	<b>\$ 16,300,000</b>	<b>\$ 750,000</b>	<b>\$ 174,749,000</b>
<b>Funding Sources</b>							
TBD	79,949,000	37,900,000	23,200,000	16,650,000	16,300,000	750,000	174,749,000
							-
<b>Total Funding Sources</b>	<b>\$ 79,949,000</b>	<b>\$ 37,900,000</b>	<b>\$ 23,200,000</b>	<b>\$ 16,650,000</b>	<b>\$ 16,300,000</b>	<b>\$ 750,000</b>	<b>\$ 174,749,000</b>

**This section must be completed for all applicable projects. Please list future revenues and expenses once project is completed and fully operational.**

<b>Net Operational Impact:</b>							
<b>A. Revenues Generated:</b>		<b>B. Expenses Incurred:</b>					
A.1- Revenue #1	-	B.1- Personnel:	-	B.5- Utilities:	-		-
A.2- Revenue #2	-	B.2- Debt Service Costs:	-	B.6- Materials/Supplies:	-		-
A.3- Revenue #3	-	B.3- Contract Services:	-	B.7- Equipment:	-		-
A.4- Revenue #4	-	B.4- Fixed Costs:	-	B.8- Miscellaneous:	-		-
<b>Revenue Totals (A.1 -to- A.4)</b>	<b>-</b>	<b>Expense Totals (B.1 -to- B.8)</b>					<b>-</b>



## Capital Improvement Program (CIP) Project Request Form (For Projects / Items Costing Over \$50,000)

<b>Department</b>	<b>Project Duration</b>	<b>Life Expectancy</b>	<b>Priority</b>
Electric Fund	FY23	20	1

**Project Title**

FDOT Lake Worth Road Street Lighting Improvements

**Project Location**

Lake Worth Road from Military Trail to Palm Beach State College Entrance

**Project Description/Justification**

The FDOT is completing roadway, force-main, sidewalk and street lighting improvements along the Lake Worth Road Corridor. As the electrical provider and maintaining agency, the Electric Utility is working with FDOT to complete the Roadway lighting improvements and will be reimbursed once completed.

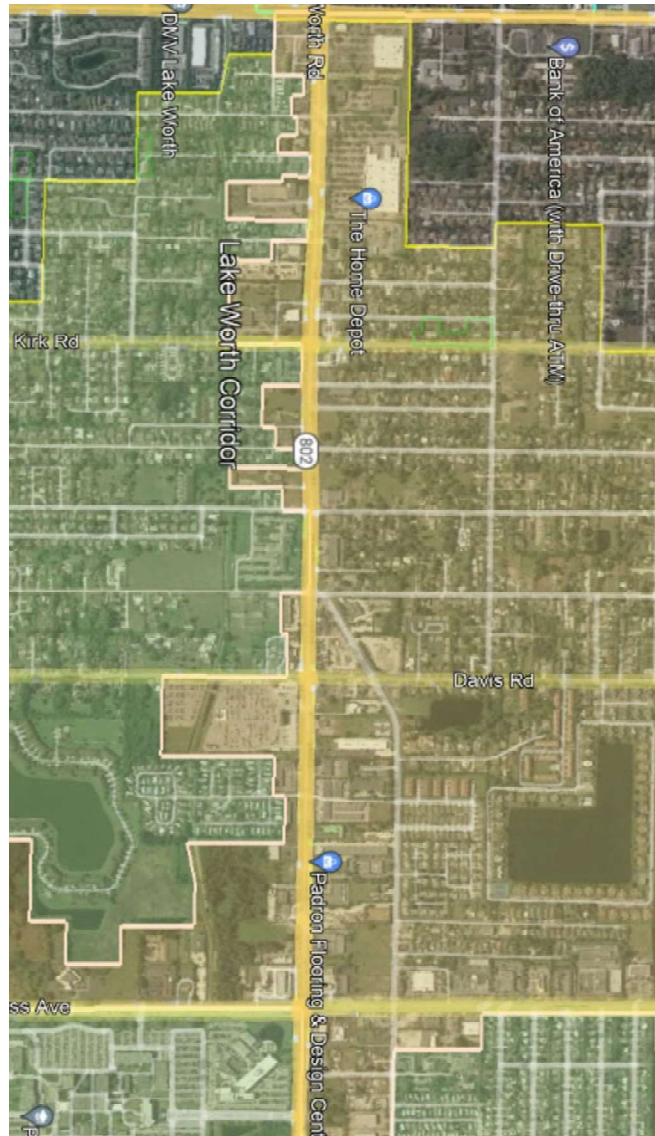
**Strategic Plan Alignment**

1E, 2C, 4B, 4C, 4E, 4F

**Project's Return on Investment**

ROI for this project will be based on revenue generated from the street-lighting maintenance agreement and improved vehicular and pedestrian safety.

**Relevant Graphic Details (GIS or photo inserted)**



FISCAL DETAILS	Account Number	Account Description	2023
	421-6020-531-63.15		220,000
		<b>Total Expenditures</b>	<b>\$ 220,000</b>

**Operating Cost Impact**

This project is not expected to have any major impacts to operating costs.

**Project's Impact on Other Departments**

No impacts on other departments are anticipated.

<b>Expenditures</b>	<b>Prior Years</b>	<b>FY23</b>	<b>FY24</b>	<b>FY25</b>	<b>FY26</b>	<b>FY27</b>	<b>TOTAL</b>
<b>Capital Costs</b>							
Project Development							-
Design							-
Permitting							-
Land/ROW Acquisition							-
Construction		220,000					220,000
Equipment							-
Testing							-
<b>Operating Costs</b>							
On-Going Operations							-
Maintenance							-
Personnel Costs							-
Other (SPECIFY)							-
<b>Total Expenditures</b>	\$ -	\$ 220,000	\$ -	\$ -	\$ -	\$ -	\$ 220,000
<b>Off-Set Categories</b>							
New Revenues							-
Other							-
<b>Total Off-Sets</b>	\$ -	\$ -	\$ -	\$ -	\$ -	\$ -	\$ -
<b>NET COST</b>	\$ -	\$ 220,000	\$ -	\$ -	\$ -	\$ -	\$ 220,000
<b>Funding Sources</b>							
TBD		220,000	-	-	-	-	220,000
<b>Total Funding Sources</b>	\$ -	\$ 220,000	\$ -	\$ -	\$ -	\$ -	\$ 220,000

**This section must be completed for all applicable projects. Please list future revenues and expenses once project is completed and fully operational.**

<b>Net Operational Impact:</b>							
<b>A. Revenues Generated:</b>		<b>B. Expenses Incurred:</b>					
A.1- Revenue #1	-	B.1- Personnel:	-	B.5- Utilities:	-		-
A.2- Revenue #2	-	B.2- Debt Service Costs:	-	B.6- Materials/Supplies:	-		-
A.3- Revenue #3	-	B.3- Contract Services:	-	B.7- Equipment:	-		-
A.4- Revenue #4	-	B.4- Fixed Costs:	-	B.8- Miscellaneous:	-		-
<b>Revenue Totals (A.1 -to- A.4)</b>	-	<b>Expense Totals (B.1 -to- B.8)</b>					-



**Capital Improvement Program (CIP)  
Project Request Form  
(For Projects / Items Costing Over \$50,000)**

<b>Department</b> Electric Fund	<b>Project Duration</b> FY23	<b>Life Expectancy</b> 10 Years	<b>Priority</b> 2
------------------------------------	---------------------------------	------------------------------------	----------------------

**Project Title**

Replacement of two AM55 bucket trucks, one DT65 digger derrick and one AT37G bucket truck

**Project Location**

Electric Utility

**Project Description/Justification**

As part of the Electric Utilities Fleet replacement program, the CLWB Electric Utility would like to replace two bucket trucks (#553 & #554), one digger derrick truck (#555) and one small bucket truck (#557). Units #553 & #554 are 55 ft. bucket trucks and are approx. 15 years old. Unit #555 is a medium size digger derrick and is approx. 11 years old. Unit# 557 is a smaller bucket truck and is approx. 10 years old. All units are at or near end of life. The bucket trucks are utilized in daily work activities to maintain the electric utility system. An additional larger digger derrick is needed for line-crews to complete storm-hardening activities and install heavier poles. The new vehicles will provide improved reliability for the line crews and lower

**Strategic Plan Alignment**

2C, 4C, 4E,4F,5D

**Project's Return on Investment**

Replacement of old equipment with new equipment to minimize down-time, lower maintenance & operational costs and improve line crew efficiency.

**Relevant Graphic Details (GIS or photo inserted)**



<b>FISCAL DETAILS</b>	<b>Account Number</b>	<b>Account Description</b>	<b>2023</b>
	401-6034-531-64-30	Machinery/Equip Vehicles	1,375,000
		<b>Total Expenditures</b>	<b>\$ 1,375,000</b>

**Operating Cost Impact**

Reduce annual maintenance and repair costs by replacing older fleet vehicles.

**Project's Impact on Other Departments**

No impacts to other departments are anticipated.

<b>Expenditures</b>	<b>Prior Years</b>	<b>FY23</b>	<b>FY24</b>	<b>FY25</b>	<b>FY26</b>	<b>FY27</b>	<b>TOTAL</b>
<b>Capital Costs</b>							
Project Development							-
Design							-
Permitting							-
Land/ROW Acquisition							-
Construction							-
Equipment	580,500	1,375,000	750,000	750,000	350,000		3,805,500
Testing							-
<b>Operating Costs</b>							
On-Going Operations							-
Maintenance							-
Personnel Costs							-
Other (SPECIFY)							-
							-
<b>Total Expenditures</b>	<b>\$ 580,500</b>	<b>\$ 1,375,000</b>	<b>\$ 750,000</b>	<b>\$ 750,000</b>	<b>\$ 350,000</b>	<b>\$ -</b>	<b>\$ 3,805,500</b>

<b>Off-Set Categories</b>	<b>Prior Years</b>	<b>FY23</b>	<b>FY24</b>	<b>FY25</b>	<b>FY26</b>	<b>FY27</b>	<b>TOTAL</b>
New Revenues							-
Other							-
							-
<b>Total Off-Sets</b>	<b>\$ -</b>	<b>\$ -</b>	<b>\$ -</b>	<b>\$ -</b>	<b>\$ -</b>	<b>\$ -</b>	<b>\$ -</b>
<b>NET COST</b>	<b>\$ 580,500</b>	<b>\$ 1,375,000</b>	<b>\$ 750,000</b>	<b>\$ 750,000</b>	<b>\$ 350,000</b>	<b>\$ -</b>	<b>\$ 3,805,500</b>

<b>Funding Sources</b>	<b>Prior Years</b>	<b>FY23</b>	<b>FY24</b>	<b>FY25</b>	<b>FY26</b>	<b>FY27</b>	<b>TOTAL</b>
421-6034-531-64-30	580,000	-					580,000
Fund Balance		1,375,000	750,000	750,000	350,000		3,225,000
							-
<b>Total Funding Sources</b>	<b>\$ 580,000</b>	<b>\$ 1,375,000</b>	<b>\$ 750,000</b>	<b>\$ 750,000</b>	<b>\$ 350,000</b>	<b>\$ -</b>	<b>\$ 3,805,000</b>

**This section must be completed for all applicable projects. Please list future revenues and expenses once project is completed and fully operational.**

<b>Net Operational Impact:</b>							
<b>A. Revenues Generated:</b>		<b>B. Expenses Incurred:</b>					
A.1- Revenue #1	-	B.1- Personnel:		-	B.5- Utilities:		-
A.2- Revenue #2	-	B.2- Debt Service Costs:		-	B.6- Materials/Supplies:		-
A.3- Revenue #3	-	B.3- Contract Services:		-	B.7- Equipment:		-
A.4- Revenue #4	-	B.4- Fixed Costs:		-	B.8- Miscellaneous:		-
<b>Revenue Totals (A.1 -to- A.4)</b>	<b>-</b>	<b>Expense Totals (B.1 -to- B.8)</b>					<b>-</b>



**Capital Improvement Program (CIP)  
Project Request Form  
(For Projects / Items Costing Over \$50,000)**

**Department**  
Electric Fund

**Project Duration**  
FY23

**Life Expectancy**  
10 Years

**Priority**  
3

**Project Title**  
New Forklift

**Relevant Graphic Details (GIS or photo inserted)**

**Project Location**  
Utility Warehouse

**Project Description/Justification**

The purchase of a new High Capacity Outdoor Forklift for the Utility Warehouse. This new forklift will replace the existing forklift that was purchased in 2003, entered into the City of Lake Worth Beach Asset Register as Asset ID 363 and surpassed its listed expected life in 2013. The requested forklift will have a lifting capacity of 15,500 lbs, opposed to the existing forklift's capacity of 5,750 lbs, allowing Warehouse personnel to safely transport larger items such as three-phase padmount transformers.



**Strategic Plan Alignment**



**Project's Return on Investment**

This machinery will allow the warehouse staff to move inventory above the current level of 6,000 lbs to a maximum of 15,500 lbs.

<b>FISCAL DETAILS</b>	<b>Account Number</b>	<b>Account Description</b>	<b>2023</b>
FY 2023 Budget	Pay - Go	Machinery & Equip (EU)	67,000
		<b>Total Expenditures</b>	<b>\$ 67,000</b>

**Operating Cost Impact**

N/A

**Project's Impact on Other Departments**

This new equipment will eliminate borrowing line trucks from Transmission & Distribution division; hence, not disrupting their schedule work flow.

<b>Expenditures</b>	<b>Prior Years</b>	<b>FY23</b>	<b>FY24</b>	<b>FY24</b>	<b>FY26</b>	<b>FY27</b>	<b>TOTAL</b>
<b>Capital Costs</b>							
Project Development							-
Design							-
Permitting							-
Land/ROW Acquisition							-
Construction							-
Equipment		67,000					67,000
Testing							-
<b>Operating Costs</b>							
On-Going Operations							-
Maintenance							-
Personnel Costs							-
Other (SPECIFY)							-
							-
<b>Total Expenditures</b>	\$ -	\$ 67,000	\$ -	\$ -	\$ -	\$ -	\$ 67,000
<b>Off-Set Categories</b>							
New Revenues							-
Other							-
							-
<b>Total Off-Sets</b>	\$ -	\$ -	\$ -	\$ -	\$ -	\$ -	\$ -
<b>NET COST</b>	\$ -	\$ 67,000	\$ -	\$ -	\$ -	\$ -	\$ 67,000
<b>Funding Sources</b>							
Fund Balance		67,000					67,000
							-
							-
<b>Total Funding Sources</b>	\$ -	\$ 67,000	\$ -	\$ -	\$ -	\$ -	\$ 67,000

**This section must be completed for all applicable projects. Please list future revenues and expenses once project is completed and fully operational.**

<b>Net Operational Impact:</b>							
<b>A. Revenues Generated:</b>		<b>B. Expenses Incurred:</b>					
A.1- Revenue #1	-	B.1- Personnel:	-	B.5- Utilities:	-		-
A.2- Revenue #2	-	B.2- Debt Service Costs:	-	B.6- Materials/Supplies:	-		-
A.3- Revenue #3	-	B.3- Contract Services:	-	B.7- Equipment:	-		-
A.4- Revenue #4	-	B.4- Fixed Costs:	-	B.8- Miscellaneous:	-		-
<b>Revenue Totals (A.1 -to- A.4)</b>	-	<b>Expense Totals (B.1 -to- B.8)</b>					-



## Capital Improvement Program (CIP) Project Request Form (For Projects / Items Costing Over \$50,000)

<b>Department</b>	<b>Project Duration</b>	<b>Life Expectancy</b>	<b>Priority</b>
Electric Fund	FY23	20	4

**Project Title**  
Annex Building - 1st Floor Renovations


**Project Location**  
414 Lake Avenue

**Project Description/Justification**  
Building improvement project to renovate the existing office space, break room, public restroom and staff restrooms, on the first floor of the City Hall Annex Building. Additional improvements include adding an emergency generator and window replacement. Project benefits include improved work space promoting a good working environment.

**Strategic Plan Alignment**  
2C,2D, 3B,4C, 4E, 5B, 5E

**Project's Return on Investment**  
The ROI for this project would include reduced operating costs.

**Relevant Graphic Details (GIS or photo inserted)**



FISCAL DETAILS	Account Number	Account Description	2023
	Fund Balance		1,500,000
		<b>Total Expenditures</b>	<b>\$ 1,500,000</b>



**Operating Cost Impact**

Operating costs would likely decrease slightly in regards to energy consumption, increased productivity due to having a better working environment.

**Project's Impact on Other Departments**

This project would impacts the Customer Service Department during renovations

Expenditures	Prior Years	FY23	FY24	FY25	FY26	FY27	TOTAL
<b>Capital Costs</b>							
Project Development	7,100						7,100
Design		50,000					50,000
Permitting							-
Land/ROW Acquisition							-
Construction		1,450,000					1,450,000
Equipment							-
Contingency 10%							-
<b>Operating Costs</b>							
On-Going Operations							-
Maintenance							-
Personnel Costs							-
Other (SPECIFY)							-
							-
<b>Total Expenditures</b>	\$ 7,100	\$ 1,500,000	\$ -	\$ -	\$ -	\$ -	\$ 1,507,100

Off-Set Categories	Prior Years	FY23	FY24	FY25	FY26	FY27	TOTAL
New Revenues							-
Other							-
							-
<b>Total Off-Sets</b>	\$ -	\$ -	\$ -	\$ -	\$ -	\$ -	\$ -
<b>NET COST</b>	\$ 7,100	\$ 1,500,000	\$ -	\$ -	\$ -	\$ -	\$ 1,507,100

Funding Sources	Prior Years	FY23	FY24	FY25	FY26	FY27	TOTAL
401-6020-531-34-50	7,100						7,100
Series 2022 Bond		1,500,000					1,500,000
							-
<b>Total Funding Sources</b>	\$ 7,100	\$ 1,500,000	\$ -	\$ -	\$ -	\$ -	\$ 1,507,100

**This section must be completed for all applicable projects. Please list future revenues and expenses once project is completed and fully operational.**

<b>Net Operational Impact:</b>							
<b>A. Revenues Generated:</b>		<b>B. Expenses Incurred:</b>					
A.1- Revenue #1	-	B.1- Personnel:		-	B.5- Utilities:		-
A.2- Revenue #2	-	B.2- Debt Service Costs:		-	B.6- Materials/Supplies:		-
A.3- Revenue #3	-	B.3- Contract Services:		-	B.7- Equipment:		-
A.4- Revenue #4	-	B.4- Fixed Costs:		-	B.8- Miscellaneous:		-
<b>Revenue Totals (A.1 -to- A.4)</b>	-	<b>Expense Totals (B.1 -to- B.8)</b>					-



## Capital Improvement Program (CIP) Project Request Form (For Projects / Items Costing Over \$50,000)


<b>Department</b>	<b>Project Duration</b>	<b>Life Expectancy</b>	<b>Priority</b>
Water Treatment	FY23-27	50	1

**Project Title**  
Raw Water Wells

**Relevant Graphic Details (GIS or photo inserted)**

**Project Location**  
Various raw water wells

**Project Description/Justification**  
This project will provide important structural, mechanical, chemical and electrical improvements and upgrades to the raw water surficial and floridan wells that provide water to the water treatment plant. The project will reinforce and replace many components of the wells to provide a longer lasting, resilient raw water feed system including upgrades and new raw watermains to connect the new wells.



**Strategic Plan Alignment**  
4C. Facilitate environmental sustainability through infrastructure investments, environmental resiliency, capital improvement planning, training and regional partnership and planning.

**Project's Return on Investment**  
More resilient, long lasting raw water wells that will require less maintenance and provide raw water.

FISCAL DETAILS	Account Number	Account Description	2023
	422-7021-533.63-00	Improve other than Build	600,000
		<b>Total Expenditures</b>	<b>\$ 600,000</b>

**Operating Cost Impact**

None

**Project's Impact on Other Departments**

None.

<b>Expenditures</b>	<b>Prior Years</b>	<b>FY23</b>	<b>FY24</b>	<b>FY25</b>	<b>FY26</b>	<b>FY27</b>	<b>TOTAL</b>
<b>Capital Costs</b>							
Project Development							-
Design		60,000	100,000	60,000		100,000	320,000
Permitting							-
Land/ROW Acquisition							-
Construction	340,000	540,000	900,000	540,000		900,000	3,220,000
Equipment							-
Testing							-
<b>Operating Costs</b>							
On-Going Operations							-
Maintenance							-
Personnel Costs							-
Other (SPECIFY)							-
							-
<b>Total Expenditures</b>	<b>\$ 340,000</b>	<b>\$ 600,000</b>	<b>\$ 1,000,000</b>	<b>\$ 600,000</b>	<b>\$ -</b>	<b>\$ 1,000,000</b>	<b>\$ 3,540,000</b>

<b>Off-Set Categories</b>	<b>Prior Years</b>	<b>FY23</b>	<b>FY24</b>	<b>FY25</b>	<b>FY26</b>	<b>FY27</b>	<b>TOTAL</b>
New Revenues							-
Other							-
							-
<b>Total Off-Sets</b>	<b>\$ -</b>	<b>\$ -</b>	<b>\$ -</b>	<b>\$ -</b>	<b>\$ -</b>	<b>\$ -</b>	<b>\$ -</b>
<b>NET COST</b>	<b>\$ 340,000</b>	<b>\$ 600,000</b>	<b>\$ 1,000,000</b>	<b>\$ 600,000</b>	<b>\$ -</b>	<b>\$ 1,000,000</b>	<b>\$ 3,540,000</b>

<b>Funding Sources</b>	<b>Prior Years</b>	<b>FY23</b>	<b>FY24</b>	<b>FY25</b>	<b>FY26</b>	<b>FY27</b>	<b>TOTAL</b>
Water Fund		600,000	1,000,000	600,000	-	1,000,000	3,540,000
							-
<b>Total Funding Sources</b>	<b>\$ -</b>	<b>\$ 600,000</b>	<b>\$ 1,000,000</b>	<b>\$ 600,000</b>	<b>\$ -</b>	<b>\$ 1,000,000</b>	<b>\$ 3,540,000</b>

**This section must be completed for all applicable projects. Please list future revenues and expenses once project is completed and fully operational.**

<b>Net Operational Impact:</b>							
<b>A. Revenues Generated:</b>		<b>B. Expenses Incurred:</b>					
A.1- Revenue #1	-	B.1- Personnel:		-	B.5- Utilities:		-
A.2- Revenue #2	-	B.2- Debt Service Costs:		-	B.6- Materials/Supplies:		-
A.3- Revenue #3	-	B.3- Contract Services:		-	B.7- Equipment:		-
A.4- Revenue #4	-	B.4- Fixed Costs:		-	B.8- Miscellaneous:		-
<b>Revenue Totals (A.1 -to- A.4)</b>	<b>-</b>	<b>Expense Totals (B.1 -to- B.8)</b>					<b>-</b>



## Capital Improvement Program (CIP) Project Request Form (For Projects / Items Costing Over \$50,000)

<b>Department</b>	<b>Project Duration</b>	<b>Life Expectancy</b>	<b>Priority</b>
Water Treatment	FY23-27	50	1

**Project Title**  
Water Treatment Plant Improvements

**Project Location**  
Water Treatment Plant and offsite boosters stations

**Project Description/Justification**  
This project will provide important structural, mechanical, chemical and electrical improvements and upgrades to the water treatment plant, offsite booster stations, and elevated tanks. The project will reinforce and replace many components of the water treatment system to provide a longer lasting, resilient water treatment process system.

**Relevant Graphic Details (GIS or photo inserted)**



**Strategic Plan Alignment**  
4C. Facilitate environmental sustainability through infrastructure investments, environmental resiliency, capital improvement planning, training and regional partnership and planning.

**Project's Return on Investment**  
A more resilient, longer lasting water treatment process system that will require less maintenance and provide potable water to customers.

<b>FISCAL DETAILS</b>	Account Number	Account Description	<b>2023</b>
	422-7022-533.63-00	Improve other than Build	1,340,000
		<b>Total Expenditures</b>	<b>\$ 1,340,000</b>

**Operating Cost Impact**

This project will lessen the operating costs only minimally to run the Water Treatment Plant as less time will be spent by staff working on small projects and repairs.

**Project's Impact on Other Departments**

None.

<b>Expenditures</b>	<b>Prior Years</b>	<b>FY23</b>	<b>FY24</b>	<b>FY25</b>	<b>FY26</b>	<b>FY27</b>	<b>TOTAL</b>
<b>Capital Costs</b>							
Project Development							-
Design		134,000	170,000	82,500	60,000	-	446,500
Permitting							-
Land/ROW Acquisition							-
Construction		1,206,000	1,530,000	742,500	540,000	-	4,018,500
Equipment							-
Testing							-
<b>Operating Costs</b>							
On-Going Operations							-
Maintenance							-
Personnel Costs							-
Other (SPECIFY)							-
<b>Total Expenditures</b>	\$ -	\$ 1,340,000	\$ 1,700,000	\$ 825,000	\$ 600,000	\$ -	\$ 4,465,000

<b>Off-Set Categories</b>	<b>Prior Years</b>	<b>FY23</b>	<b>FY24</b>	<b>FY25</b>	<b>FY26</b>	<b>FY27</b>	<b>TOTAL</b>
New Revenues							-
Other							-
<b>Total Off-Sets</b>	\$ -	\$ -	\$ -	\$ -	\$ -	\$ -	\$ -
<b>NET COST</b>	\$ -	\$ 1,340,000	\$ 1,700,000	\$ 825,000	\$ 600,000	\$ -	\$ 4,465,000

<b>Funding Sources</b>	<b>Prior Years</b>	<b>FY23</b>	<b>FY24</b>	<b>FY25</b>	<b>FY26</b>	<b>FY27</b>	<b>TOTAL</b>
Water Fund		350,000	1,700,000	825,000	600,000	-	4,465,000
Grant		990,000					-
<b>Total Funding Sources</b>	\$ -	\$ 1,340,000	\$ 1,700,000	\$ 825,000	\$ 600,000	\$ -	\$ 4,465,000

**This section must be completed for all applicable projects. Please list future revenues and expenses once project is completed and fully operational.**

<b>Net Operational Impact:</b>							
<b>A. Revenues Generated:</b>		<b>B. Expenses Incurred:</b>					
A.1- Revenue #1	-	B.1- Personnel:		-	B.5- Utilities:		-
A.2- Revenue #2	-	B.2- Debt Service Costs:		-	B.6- Materials/Supplies:		-
A.3- Revenue #3	-	B.3- Contract Services:		-	B.7- Equipment:		-
A.4- Revenue #4	-	B.4- Fixed Costs:		-	B.8- Miscellaneous:		-
<b>Revenue Totals (A.1 -to- A.4)</b>	-	<b>Expense Totals (B.1 -to- B.8)</b>					-



**Operating Cost Impact**

None

**Project's Impact on Other Departments**

None.

<b>Expenditures</b>	<b>Prior Years</b>	<b>FY23</b>	<b>FY24</b>	<b>FY25</b>	<b>FY26</b>	<b>FY27</b>	<b>TOTAL</b>
<b>Capital Costs</b>							
Project Development							-
Design							
Permitting							
Land/ROW Acquisition							
Construction		662,000	-				662,000
Equipment							-
Testing							-
<b>Operating Costs</b>							
On-Going Operations							-
Maintenance							-
Personnel Costs							-
Other (SPECIFY)							-
							-
<b>Total Expenditures</b>	\$ -	\$ 662,000	\$ -	\$ -	\$ -	\$ -	\$ 662,000

<b>Off-Set Categories</b>	<b>Prior Years</b>	<b>FY23</b>	<b>FY24</b>	<b>FY25</b>	<b>FY26</b>	<b>FY27</b>	<b>TOTAL</b>
New Revenues							-
Other							-
							-
<b>Total Off-Sets</b>	\$ -	\$ -	\$ -	\$ -	\$ -	\$ -	\$ -
<b>NET COST</b>	\$ -	\$ 662,000	\$ -	\$ -	\$ -	\$ -	\$ 662,000

<b>Funding Sources</b>	<b>Prior Years</b>	<b>FY23</b>	<b>FY24</b>	<b>FY25</b>	<b>FY26</b>	<b>FY27</b>	<b>TOTAL</b>
Water Fund		662,000	-	-	-	-	662,000
							-
<b>Total Funding Sources</b>	\$ -	\$ 662,000	\$ -	\$ -	\$ -	\$ -	\$ 662,000

**This section must be completed for all applicable projects. Please list future revenues and expenses once project is completed and fully operational.**

<b>Net Operational Impact:</b>							
<b>A. Revenues Generated:</b>		<b>B. Expenses Incurred:</b>					
A.1- Revenue #1	-	B.1- Personnel:		-	B.5- Utilities:		-
A.2- Revenue #2	-	B.2- Debt Service Costs:		-	B.6- Materials/Supplies:		-
A.3- Revenue #3	-	B.3- Contract Services:		-	B.7- Equipment:		-
A.4- Revenue #4	-	B.4- Fixed Costs:		-	B.8- Miscellaneous:		-
<b>Revenue Totals (A.1 -to- A.4)</b>	-	<b>Expense Totals (B.1 -to- B.8)</b>					-



## Capital Improvement Program (CIP) Project Request Form (For Projects / Items Costing Over \$50,000)

<b>Department</b>	<b>Project Duration</b>	<b>Life Expectancy</b>	<b>Priority</b>
Water Distribution	FY23-27	40	1

**Project Title**  
Water Distribution Mains

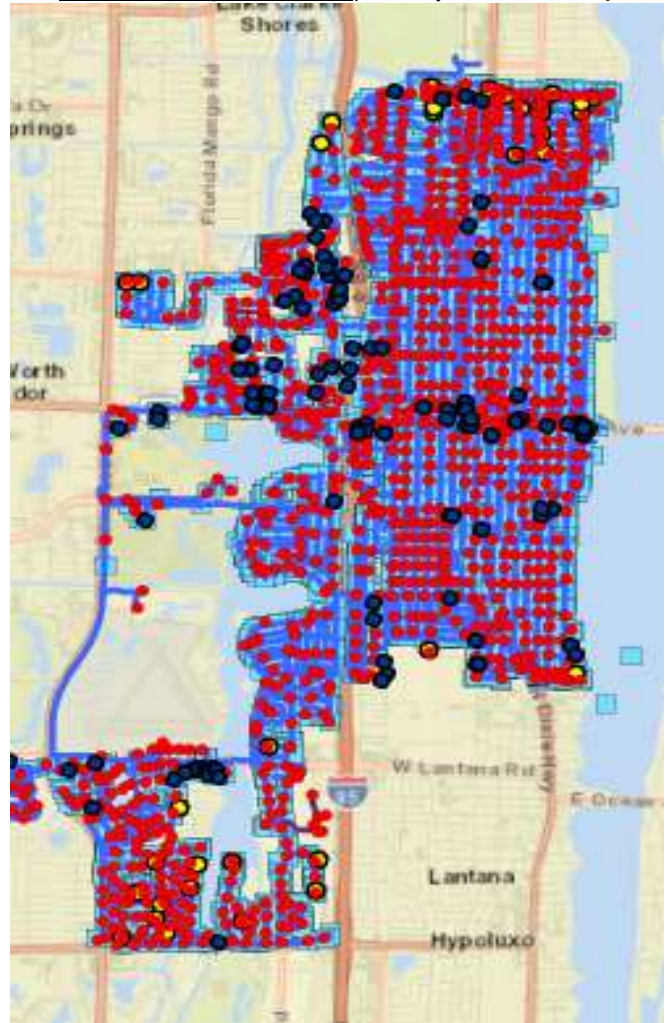
**Project Location**  
City-wide

**Project Description/Justification**  
This project will replace existing watermains that are beyond their useful life, construct new watermains to provide loops and minimize dead ends in the distribution system, add fire hydrants for additional fire protection, and provide greater pressure and flow to customers. The project will provide a more resilient system for years to come.

**Strategic Plan Alignment**  
4C. Facilitate environmental sustainability through infrastructure investments, environmental resiliency, capital improvement planning, training and regional partnership and planning.

**Project's Return on Investment**  
A more resilient, long lasting water distribution system that will require less maintenance and provide reliable potable water to customers.

**Relevant Graphic Details (GIS or photo inserted)**



FISCAL DETAILS	Account Number	Account Description	2023
	422-7034-533.63-15, 63-60	Improve other than Build	1,150,000
		<b>Total Expenditures</b>	<b>\$ 1,150,000</b>



**Operating Cost Impact**

This project shall have a minimal impact to reduce staff's time spent fixing broken watermains and other maintenance on the old watermain pipes.

**Project's Impact on Other Departments**

None.

<b>Expenditures</b>	<b>Prior Years</b>	<b>FY23</b>	<b>FY24</b>	<b>FY25</b>	<b>FY26</b>	<b>FY27</b>	<b>TOTAL</b>
<b>Capital Costs</b>							
Project Development							-
Design		115,000	157,500	95,000	35,000	35,000	437,500
Permitting							-
Land/ROW Acquisition							-
Construction		1,035,000	1,417,500	855,000	315,000	315,000	3,937,500
Equipment							-
Testing							-
<b>Operating Costs</b>							
On-Going Operations							-
Maintenance							-
Personnel Costs							-
Other (SPECIFY)							-
							-
<b>Total Expenditures</b>	\$ -	\$ 1,150,000	\$ 1,575,000	\$ 950,000	\$ 350,000	\$ 350,000	\$ 4,375,000
<b>Off-Set Categories</b>							
New Revenues							-
Other							-
							-
<b>Total Off-Sets</b>	\$ -	\$ -	\$ -	\$ -	\$ -	\$ -	\$ -
<b>NET COST</b>	\$ -	\$ 1,150,000	\$ 1,575,000	\$ 950,000	\$ 350,000	\$ 350,000	\$ 4,375,000
<b>Funding Sources</b>							
Water Fund		1,150,000	1,575,000	950,000	350,000	350,000	4,375,000
							-
<b>Total Funding Sources</b>	\$ -	\$ 1,150,000	\$ 1,575,000	\$ 950,000	\$ 350,000	\$ 350,000	\$ 4,375,000

**This section must be completed for all applicable projects. Please list future revenues and expenses once project is completed and fully operational.**

<b>Net Operational Impact:</b>					
<b>A. Revenues Generated:</b>		<b>B. Expenses Incurred:</b>			
A.1- Revenue #1	-	B.1- Personnel:	-	B.5- Utilities:	-
A.2- Revenue #2	-	B.2- Debt Service Costs:	-	B.6- Materials/Supplies:	-
A.3- Revenue #3	-	B.3- Contract Services:	-	B.7- Equipment:	-
A.4- Revenue #4	-	B.4- Fixed Costs:	-	B.8- Miscellaneous:	-
<b>Revenue Totals (A.1 -to- A.4)</b>	-	<b>Expense Totals (B.1 -to- B.8)</b>			-



## Capital Improvement Program (CIP) Project Request Form (For Projects / Items Costing Over \$50,000)

<b>Department</b>	<b>Project Duration</b>	<b>Life Expectancy</b>	<b>Priority</b>
Local Sewer Pumping	FY23	30 years	1

**Project Title**  
Lift Station 5 Improvements

**Project Location**  
Lift Station #5, 3525 Lake Osborne Drive

**Project Description/Justification**  
This project will provide mechanical, structural, and electrical upgrades and improvements to the Water Utilities' sanitary sewer pump stations throughout the City and service area. Many of the stations have wetwells that are in need of rehabilitation, pumps, electrical panels and remote telemetry units that need to be replaced, and piping that needs to be replaced and relined.

**Relevant Graphic Details (GIS or photo inserted)**



**Strategic Plan Alignment**  
4C. Facilitate environmental sustainability through infrastructure investments, environmental resiliency, capital improvement planning, training and regional partnership and planning.

**Project's Return on Investment**  
Resiliency and reliability of wastewater pump stations.  
Less chance of Sanitary Sewer Overflows (SSO)

FISCAL DETAILS	Account Number	Account Description	2023
	423-7221-535.63-15	Improve other than Build/In	175,000
		<b>Total Expenditures</b>	<b>\$ 175,000</b>

**Operating Cost Impact**

This project will have minimal impact on operating cost but will allow staff time to work more proactively on the system.

**Project's Impact on Other Departments**

None.

<b>Expenditures</b>	<b>Prior Years</b>	<b>FY23</b>	<b>FY24</b>	<b>FY25</b>	<b>FY26</b>	<b>FY27</b>	<b>TOTAL</b>
<b>Capital Costs</b>							
Project Development							-
Design		17,500					
Permitting							
Land/ROW Acquisition							
Construction		157,500					
Equipment							-
Testing							-
<b>Operating Costs</b>							
On-Going Operations							-
Maintenance							-
Personnel Costs							-
Other (SPECIFY)							-
							-
<b>Total Expenditures</b>	\$ -	\$ 175,000	\$ -	\$ -	\$ -	\$ -	\$ -

<b>Off-Set Categories</b>	<b>Prior Years</b>	<b>FY23</b>	<b>FY24</b>	<b>FY25</b>	<b>FY26</b>	<b>FY27</b>	<b>TOTAL</b>
New Revenues							-
Other							-
							-
<b>Total Off-Sets</b>	\$ -	\$ -	\$ -	\$ -	\$ -	\$ -	\$ -
<b>NET COST</b>	\$ -	\$ 175,000	\$ -	\$ -	\$ -	\$ -	\$ -

<b>Funding Sources</b>	<b>Prior Years</b>	<b>FY23</b>	<b>FY24</b>	<b>FY25</b>	<b>FY26</b>	<b>FY27</b>	<b>TOTAL</b>
Local Sewer Fund		175,000	-	-	-	-	-
							-
<b>Total Funding Sources</b>	\$ -	\$ 175,000	\$ -	\$ -	\$ -	\$ -	\$ -

**This section must be completed for all applicable projects. Please list future revenues and expenses once project is completed and fully operational.**

<b>Net Operational Impact:</b>							
<b>A. Revenues Generated:</b>		<b>B. Expenses Incurred:</b>					
A.1- Revenue #1	-	B.1- Personnel:		-	B.5- Utilities:		-
A.2- Revenue #2	-	B.2- Debt Service Costs:		-	B.6- Materials/Supplies:		-
A.3- Revenue #3	-	B.3- Contract Services:		-	B.7- Equipment:		-
A.4- Revenue #4	-	B.4- Fixed Costs:		-	B.8- Miscellaneous:		-
<b>Revenue Totals (A.1 -to- A.4)</b>	-	<b>Expense Totals (B.1 -to- B.8)</b>					-



## Capital Improvement Program (CIP) Project Request Form (For Projects / Items Costing Over \$50,000)

<b>Department</b>	<b>Project Duration</b>	<b>Life Expectancy</b>	<b>Priority</b>
Local Sewer Pumping	FY23	30 years	1

**Project Title**  
Lift Station 25 Improvements

**Project Location**  
Lift Station #25, 6950 Congress Ave

**Project Description/Justification**  
This project will provide mechanical, structural, and electrical upgrades and improvements to the Water Utilities' sanitary sewer pump stations throughout the City and service area. Many of the stations have wetwells that are in need of rehabilitation, pumps, electrical panels and remote telemetry units that need to be replaced, and piping that needs to be replaced and relined.

**Relevant Graphic Details (GIS or photo inserted)**



**Strategic Plan Alignment**  
4C. Facilitate environmental sustainability through infrastructure investments, environmental resiliency, capital improvement planning, training and regional partnership and planning.

**Project's Return on Investment**  
Resiliency and reliability of wastewater pump stations.  
Less chance of Sanitary Sewer Overflows (SSO)

FISCAL DETAILS	Account Number	Account Description	2023
	423-7221-535.63-15	Improve other than Build/In	250,000
		<b>Total Expenditures</b>	<b>\$ 250,000</b>

**Operating Cost Impact**

This project will have minimal impact on operating cost but will allow staff time to work more proactively on the system.

**Project's Impact on Other Departments**

None.

<b>Expenditures</b>	<b>Prior Years</b>	<b>FY23</b>	<b>FY24</b>	<b>FY25</b>	<b>FY26</b>	<b>FY27</b>	<b>TOTAL</b>
<b>Capital Costs</b>							
Project Development							-
Design		25,000					
Permitting							
Land/ROW Acquisition							
Construction		225,000					
Equipment							-
Testing							-
<b>Operating Costs</b>							
On-Going Operations							-
Maintenance							-
Personnel Costs							-
Other (SPECIFY)							-
							-
<b>Total Expenditures</b>	\$ -	\$ 250,000	\$ -	\$ -	\$ -	\$ -	\$ -

<b>Off-Set Categories</b>	<b>Prior Years</b>	<b>FY23</b>	<b>FY24</b>	<b>FY25</b>	<b>FY26</b>	<b>FY27</b>	<b>TOTAL</b>
New Revenues							-
Other							-
							-
<b>Total Off-Sets</b>	\$ -	\$ -	\$ -	\$ -	\$ -	\$ -	\$ -
<b>NET COST</b>	\$ -	\$ 250,000	\$ -	\$ -	\$ -	\$ -	\$ -

<b>Funding Sources</b>	<b>Prior Years</b>	<b>FY23</b>	<b>FY24</b>	<b>FY25</b>	<b>FY26</b>	<b>FY27</b>	<b>TOTAL</b>
Local Sewer Fund		250,000	-	-	-	-	-
							-
<b>Total Funding Sources</b>	\$ -	\$ 250,000	\$ -	\$ -	\$ -	\$ -	\$ -

**This section must be completed for all applicable projects. Please list future revenues and expenses once project is completed and fully operational.**

<b>Net Operational Impact:</b>							
<b>A. Revenues Generated:</b>		<b>B. Expenses Incurred:</b>					
A.1- Revenue #1	-	B.1- Personnel:		-	B.5- Utilities:		-
A.2- Revenue #2	-	B.2- Debt Service Costs:		-	B.6- Materials/Supplies:		-
A.3- Revenue #3	-	B.3- Contract Services:		-	B.7- Equipment:		-
A.4- Revenue #4	-	B.4- Fixed Costs:		-	B.8- Miscellaneous:		-
<b>Revenue Totals (A.1 -to- A.4)</b>	-	<b>Expense Totals (B.1 -to- B.8)</b>					-



## Capital Improvement Program (CIP) Project Request Form (For Projects / Items Costing Over \$50,000)

<b>Department</b>	<b>Project Duration</b>	<b>Life Expectancy</b>	<b>Priority</b>
Local Sewer Pumping	FY23	30 years	1

**Project Title**  
Local Sewer Pump Station Improvements

**Project Location**  
throughout service area

**Project Description/Justification**  
This project will provide mechanical, structural, and electrical upgrades and improvements to the Water Utilities' sanitary sewer pump stations throughout the City and service area. Many of the stations have wetwells that are in need of rehabilitation, pumps, electrical panels and remote telemetry units that need to be replaced, and piping that needs to be replaced and relined.

**Relevant Graphic Details (GIS or photo inserted)**



**Strategic Plan Alignment**  
4C. Facilitate environmental sustainability through infrastructure investments, environmental resiliency, capital improvement planning, training and regional partnership and planning.

**Project's Return on Investment**  
Resiliency and reliability of wastewater pump stations.  
Less chance of Sanitary Sewer Overflows (SSO)

FISCAL DETAILS	Account Number	Account Description	2023
	423-7221-535.63-15	Improve other than Build/In	200,000
		<b>Total Expenditures</b>	<b>\$ 200,000</b>

**Operating Cost Impact**

This project will have minimal impact on operating cost but will allow staff time to work more proactively on the system.

**Project's Impact on Other Departments**

None.

<b>Expenditures</b>	<b>Prior Years</b>	<b>FY23</b>	<b>FY24</b>	<b>FY25</b>	<b>FY26</b>	<b>FY27</b>	<b>TOTAL</b>
<b>Capital Costs</b>							
Project Development							-
Design		20,000					
Permitting							
Land/ROW Acquisition							
Construction		180,000					
Equipment							-
Testing							-
<b>Operating Costs</b>							
On-Going Operations							-
Maintenance							-
Personnel Costs							-
Other (SPECIFY)							-
<b>Total Expenditures</b>	\$ -	\$ 200,000	\$ -	\$ -	\$ -	\$ -	\$ -

<b>Off-Set Categories</b>	<b>Prior Years</b>	<b>FY23</b>	<b>FY24</b>	<b>FY25</b>	<b>FY26</b>	<b>FY27</b>	<b>TOTAL</b>
New Revenues							-
Other							-
<b>Total Off-Sets</b>	\$ -	\$ -	\$ -	\$ -	\$ -	\$ -	\$ -
<b>NET COST</b>	\$ -	\$ 200,000	\$ -	\$ -	\$ -	\$ -	\$ -

<b>Funding Sources</b>	<b>Prior Years</b>	<b>FY23</b>	<b>FY24</b>	<b>FY25</b>	<b>FY26</b>	<b>FY27</b>	<b>TOTAL</b>
Local Sewer Fund		200,000	-	-	-	-	-
<b>Total Funding Sources</b>	\$ -	\$ 200,000	\$ -	\$ -	\$ -	\$ -	\$ -

**This section must be completed for all applicable projects. Please list future revenues and expenses once project is completed and fully operational.**

<b>Net Operational Impact:</b>							
<b>A. Revenues Generated:</b>		<b>B. Expenses Incurred:</b>					
A.1- Revenue #1	-	B.1- Personnel:	-	B.5- Utilities:	-		
A.2- Revenue #2	-	B.2- Debt Service Costs:	-	B.6- Materials/Supplies:	-		
A.3- Revenue #3	-	B.3- Contract Services:	-	B.7- Equipment:	-		
A.4- Revenue #4	-	B.4- Fixed Costs:	-	B.8- Miscellaneous:	-		
<b>Revenue Totals (A.1 -to- A.4)</b>	-	<b>Expense Totals (B.1 -to- B.8)</b>					-



## Capital Improvement Program (CIP) Project Request Form (For Projects / Items Costing Over \$50,000)

<b>Department</b>	<b>Project Duration</b>	<b>Life Expectancy</b>	<b>Priority</b>
Local Sewer Collection	FY23-27	30 years	1

**Project Title**  
Local Sewer System Pipe Network

**Relevant Graphic Details (GIS or photo inserted)**

**Project Location**  
City-wide



**Project Description/Justification**  
This project includes replacement and lining of the sewer collection system pipe network, both the gravity and pressurized forcemain system. Many portions of pipe in the collection system are beyond their useful life and collapsing, joints are cracked or separated and causing excess water to flow into the system (inflow and infiltration) and in general need of repair. The manholes that provide connections between the pipes are also in need of structural repair and coatings.

**Strategic Plan Alignment**  
4C. Facilitate environmental sustainability through infrastructure investments, environmental resiliency, capital improvement planning, training and regional partnership and planning.

**Project's Return on Investment**  
Resiliency and reliability of wastewater collection system.

FISCAL DETAILS	Account Number	Account Description	2023
	423-7231-535.63-15	Improve other than Build/In	1,470,000
		<b>Total Expenditures</b>	<b>\$ 1,470,000</b>



**Operating Cost Impact**

None

**Project's Impact on Other Departments**

None

<b>Expenditures</b>	<b>Prior Years</b>	<b>FY23</b>	<b>FY24</b>	<b>FY25</b>	<b>FY26</b>	<b>FY27</b>	<b>TOTAL</b>
<b>Capital Costs</b>							
Project Development							-
Design		147,000	109,000	99,000	99,000	99,000	553,000
Permitting							-
Land/ROW Acquisition							-
Construction		1,323,000	981,000	891,000	891,000	891,000	4,977,000
Equipment							-
Testing							-
<b>Operating Costs</b>							
On-Going Operations							-
Maintenance							-
Personnel Costs							-
Other (SPECIFY)							-
							-
<b>Total Expenditures</b>	\$ -	\$ 1,470,000	\$ 1,090,000	\$ 990,000	\$ 990,000	\$ 990,000	\$ 5,530,000

<b>Off-Set Categories</b>	<b>Prior Years</b>	<b>FY23</b>	<b>FY24</b>	<b>FY25</b>	<b>FY26</b>	<b>FY27</b>	<b>TOTAL</b>
New Revenues							-
Other							-
							-
<b>Total Off-Sets</b>	\$ -	\$ -	\$ -	\$ -	\$ -	\$ -	\$ -
<b>NET COST</b>	\$ -	\$ 1,470,000	\$ 1,090,000	\$ 990,000	\$ 990,000	\$ 990,000	\$ 5,530,000

<b>Funding Sources</b>	<b>Prior Years</b>	<b>FY23</b>	<b>FY24</b>	<b>FY25</b>	<b>FY26</b>	<b>FY27</b>	<b>TOTAL</b>
Local Sewer Fund		1,470,000	1,090,000	990,000	990,000	990,000	5,530,000
							-
<b>Total Funding Sources</b>	\$ -	\$ 1,470,000	\$ 1,090,000	\$ 990,000	\$ 990,000	\$ 990,000	\$ 5,530,000

**This section must be completed for all applicable projects. Please list future revenues and expenses once project is completed and fully operational.**

<b>Net Operational Impact:</b>							
<b>A. Revenues Generated:</b>		<b>B. Expenses Incurred:</b>					
A.1- Revenue #1	-	B.1- Personnel:		-	B.5- Utilities:		-
A.2- Revenue #2	-	B.2- Debt Service Costs:		-	B.6- Materials/Supplies:		-
A.3- Revenue #3	-	B.3- Contract Services:		-	B.7- Equipment:		-
A.4- Revenue #4	-	B.4- Fixed Costs:		-	B.8- Miscellaneous:		-
<b>Revenue Totals (A.1 -to- A.4)</b>	-	<b>Expense Totals (B.1 -to- B.8)</b>					-



## Capital Improvement Program (CIP) Project Request Form (For Projects / Items Costing Over \$50,000)

<b>Department</b>	<b>Project Duration</b>	<b>Life Expectancy</b>	<b>Priority</b>
Local Sewer Collection	FY23	30 years	1

**Project Title**  
PBC 10th Ave N at Boutwell FM Upsizing

**Relevant Graphic Details (GIS or photo inserted)**

**Project Location**  
Boutwell & 10th Ave N

**Project Description/Justification**  
Palm Beach County is currently designing intersection upgrades to the intersection at Boutwell Road and 10th Avenue North. The City proposes including utility upgrades as part of this project while the area is under construction. The sewer portion of work includes a new 6" PVC forcemain to connect to the new 6" PVC forcemain from the Park of COMmerce Phase 1A project on Boutwell Road and connecting to the existing 6" forcemain on Boutwell Road north of 10th Ave North.



**Strategic Plan Alignment**  
4C. Facilitate environmental sustainability through infrastructure investments, environmental resiliency, capital improvement planning, training and regional partnership and planning.

**Project's Return on Investment**  
Resiliency and reliability of wastewater collection system.

FISCAL DETAILS	Account Number	Account Description	2023
	423-7231-535.63-15	Improve other than Build/In	150,000
<b>Total Expenditures</b>			<b>\$ 150,000</b>

**Operating Cost Impact**

None

**Project's Impact on Other Departments**

None

<b>Expenditures</b>	<b>Prior Years</b>	<b>FY23</b>	<b>FY24</b>	<b>FY25</b>	<b>FY26</b>	<b>FY27</b>	<b>TOTAL</b>
<b>Capital Costs</b>							
Project Development							-
Design							-
Permitting							-
Land/ROW Acquisition							-
Construction		150,000					150,000
Equipment							-
Testing							-
<b>Operating Costs</b>							
On-Going Operations							-
Maintenance							-
Personnel Costs							-
Other (SPECIFY)							-
							-
<b>Total Expenditures</b>	\$ -	\$ 150,000	\$ -	\$ -	\$ -	\$ -	\$ 150,000

<b>Off-Set Categories</b>	<b>Prior Years</b>	<b>FY23</b>	<b>FY24</b>	<b>FY25</b>	<b>FY26</b>	<b>FY27</b>	<b>TOTAL</b>
New Revenues							-
Other							-
							-
<b>Total Off-Sets</b>	\$ -	\$ -	\$ -	\$ -	\$ -	\$ -	\$ -
<b>NET COST</b>	\$ -	\$ 150,000	\$ -	\$ -	\$ -	\$ -	\$ 150,000

<b>Funding Sources</b>	<b>Prior Years</b>	<b>FY23</b>	<b>FY24</b>	<b>FY25</b>	<b>FY26</b>	<b>FY27</b>	<b>TOTAL</b>
Local Sewer Fund		150,000	-	-	-	-	150,000
							-
<b>Total Funding Sources</b>	\$ -	\$ 150,000	\$ -	\$ -	\$ -	\$ -	\$ 150,000

**This section must be completed for all applicable projects. Please list future revenues and expenses once project is completed and fully operational.**

<b>Net Operational Impact:</b>							
<b>A. Revenues Generated:</b>		<b>B. Expenses Incurred:</b>					
A.1- Revenue #1	-	B.1- Personnel:	-	B.5- Utilities:	-		
A.2- Revenue #2	-	B.2- Debt Service Costs:	-	B.6- Materials/Supplies:	-		
A.3- Revenue #3	-	B.3- Contract Services:	-	B.7- Equipment:	-		
A.4- Revenue #4	-	B.4- Fixed Costs:	-	B.8- Miscellaneous:	-		
<b>Revenue Totals (A.1 -to- A.4)</b>	-	<b>Expense Totals (B.1 -to- B.8)</b>					-



# Capital Improvement Program (CIP)

## Project Request Form

(For Projects / Items Costing Over \$50,000)

**Department**  
Stormwater

**Project Duration**  
FY23-27

**Life Expectancy**  
20

**Priority**  
3

**Project Title**

Outfall Check Valve Repairs


**Project Location**

Citywide

**Project Description/Justification**

This project includes repair, rehabilitation and installing new stormwater outfalls that discharge to the Lake Worth Lagoon. The repair will be assessed what is best suited for each location whether it be a seawall, bulkhead, reinforced shoreline, living shoreline and rehabilitated or replaced pipe. The City is pursuing grant opportunities to fund this project.

**Relevant Graphic Details (GIS or photo inserted)**



**Strategic Goals Relevance/Categorical Criteria**

Health, Safety, Environment

**Project's Return on Investment**

Improved drainage system and shoreline stabilization

FISCAL DETAILS	Account Description	2023
428-5090-538-63.15	Improve other than Build	50,000
<b>Total Expenditures</b>		<b>\$ 50,000</b>

**Operating Cost Impact**

None

**Project's Impact on Other Departments**

No impact on other Departments.

<b>Expenditures</b>	<b>Prior Years</b>	<b>FY23</b>	<b>FY24</b>	<b>FY25</b>	<b>FY26</b>	<b>FY27</b>	<b>TOTAL</b>
<b>Capital Costs</b>							
Project Development							-
Design	-						-
Permitting							-
Land/ROW Acquisition							-
Construction	-	50,000	50,000	50,000	50,000	50,000	250,000
Equipment							-
Testing							-
<b>Operating Costs</b>							
On-Going Operations							-
Maintenance							-
Personnel Costs							-
Other (SPECIFY)							-
<b>Total Expenditures</b>	\$ -	\$ 50,000	\$ 50,000	\$ 50,000	\$ 50,000	\$ 50,000	\$ 250,000
<b>Off-Set Categories</b>							
<b>Prior Years</b>	<b>FY23</b>	<b>FY24</b>	<b>FY25</b>	<b>FY26</b>	<b>FY27</b>	<b>TOTAL</b>	
New Revenues							-
Other (Specify)							-
<b>Total Off-Sets</b>	\$ -	\$ -	\$ -	\$ -	\$ -	\$ -	\$ -
<b>NET COST</b>	\$ -	\$ 50,000	\$ 50,000	\$ 50,000	\$ 50,000	\$ 50,000	\$ 250,000
<b>Funding Sources</b>							
<b>Prior Years</b>	<b>FY23</b>	<b>FY24</b>	<b>FY25</b>	<b>FY26</b>	<b>FY27</b>	<b>TOTAL</b>	
Potential Grant?	-	50,000	50,000	50,000	50,000	50,000	250,000
<b>Total Funding Sources</b>	\$ -	\$ 50,000	\$ 50,000	\$ 50,000	\$ 50,000	\$ 50,000	\$ 250,000

**This section must be completed for all applicable projects. Please list future revenues and expenses once project is completed and fully operational.**

<b>Net Operational Impact:</b>							
<b>A. Revenues Generated:</b>		<b>B. Expenses Incurred:</b>					
A.1- Revenue #1	-	B.1- Personnel:	-	B.5- Utilities:	-		-
A.2- Revenue #2	-	B.2- Debt Service Costs:	-	B.6- Materials/Supplies:	-		-
A.3- Revenue #3	-	B.3- Contract Services:	-	B.7- Equipment:	-		-
A.4- Revenue #4	-	B.4- Fixed Costs:	-	B.8- Miscellaneous:	-		-
<b>Revenue Totals (A.1 -to- A.4)</b>	-	<b>Expense Totals (B.1 -to- B.8)</b>					-



# Capital Improvement Program (CIP) Project Request Form

(For Projects / Items Costing Over \$50,000)

**Department**  
Stormwater Utilities

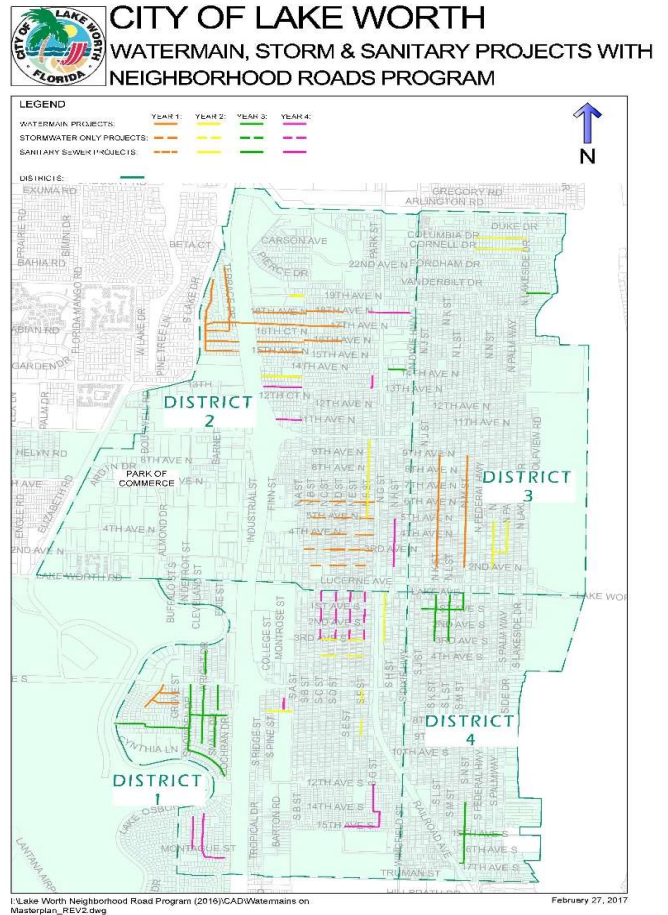
**Project Duration**  
FY23 - FY24

**Life Expectancy**  
40 Years

**Priority**  
3

**Project Location**

District 3



**Strategic Goals Relevance/Categorical Criteria**

Healthy, Safety, Environment

**Project's Return on Investment**

Resilience and redundancy of the stormwater collection system

**FISCAL DETAILS**

**2023**

Account Number	Description	Amount
428-5090-538.63-15	Improve other than Build	600,000
	<b>Total Expenditures</b>	<b>\$ 600,000</b>

**Operating Cost Impact**

Reduction in repair and replacement of stormwater mains.

**Project's Impact on Other Departments**

This project includes work for the Water, Sewer, Stormwater, and Public Services Departments and is a collaborative effort.

Expenditures	Prior Years	FY23	FY24	FY25	FY26	FY27	TOTAL
<b>Capital Costs</b>							
Project Development							-
Design	397,287						397,287
Permitting							-
Land/ROW Acquisition							-
Construction	3,575,580.35	600,000					4,175,580
Equipment							-
Testing							-

Expenditures	Prior Years	FY23	FY24	FY25	FY26	FY27	TOTAL
Neighborhood Road Program - Dist 1	1,843,316						1,843,316
Neighborhood Road Program - Dist 2	417,470						417,470
Neighborhood Road Program - Dist 3	1,115,752	600,000					1,715,752
Neighborhood Road Program - Dist 4	596,329						596,329
	3,972,867	600,000	-	-	-	-	4,572,867

**Operating Costs**

On-Going Operations							-
Maintenance							-
Personnel Costs							-
Other (SPECIFY)							-

**Total Expenditures**

\$ 3,972,867	\$ 600,000	\$ -	\$ -	\$ -	\$ -	\$ -	\$ 4,572,867
--------------	------------	------	------	------	------	------	--------------

**Off-Set Categories**

Off-Set Categories	Prior Years	FY23	FY24	FY25	FY26	FY27	TOTAL
New Revenues							-
Other (Specify)							-

**Total Off-Sets**

\$ -	\$ -	\$ -	\$ -	\$ -	\$ -	\$ -	\$ -
------	------	------	------	------	------	------	------

**NET COST**

\$ 3,972,867	\$ 600,000	\$ -	\$ -	\$ -	\$ -	\$ -	\$ 4,572,867
--------------	------------	------	------	------	------	------	--------------

**Funding Sources**

Funding Sources	Prior Years	FY21	FY22	FY23	FY24	FY25	TOTAL
FY2020 Bond	3,972,867	300,000	-	-	-	-	4,272,867
Resilient FL Grant		300,000					

**Total Funding Sources**

\$ 3,972,867	\$ 600,000	\$ -	\$ -	\$ -	\$ -	\$ -	\$ 4,272,867
--------------	------------	------	------	------	------	------	--------------

**This section must be completed for all applicable projects. Please list future revenues and expenses once project is completed and fully operational.**

**Net Operational Impact:**

A. Revenues Generated:	B. Expenses Incurred:					
A.1- Revenue #1	-	B.1- Personnel:	-	B.5- Utilities:	-	
A.2- Revenue #2	-	B.2- Debt Service Costs:	-	B.6- Materials/Supplies:	-	
A.3- Revenue #3	-	B.3- Contract Services:	-	B.7- Equipment:	-	
A.4- Revenue #4	-	B.4- Fixed Costs:	-	B.8- Miscellaneous:	-	
<b>Revenue Totals (A.1 -to- A.4)</b>	<b>-</b>	<b>Expense Totals (B.1 -to- B.8)</b>				<b>-</b>



# Capital Improvement Program (CIP)

## Project Request Form

(For Projects / Items Costing Over \$50,000)

**Department**  
Stormwater Utilities

**Project Duration**  
FY23 - FY24

**Life Expectancy**  
40 Years

**Priority**  
3

**Project Title**

Stormwater Main NRP Projects- Parrot Cove Storm Resilience

**Relevant Graphic Details (GIS or photo inserted)**

Check out <http://lakeworthroads.com/master-plan> to see a visual map

**Project Location**

City-Wide

**Project Description/Justification**

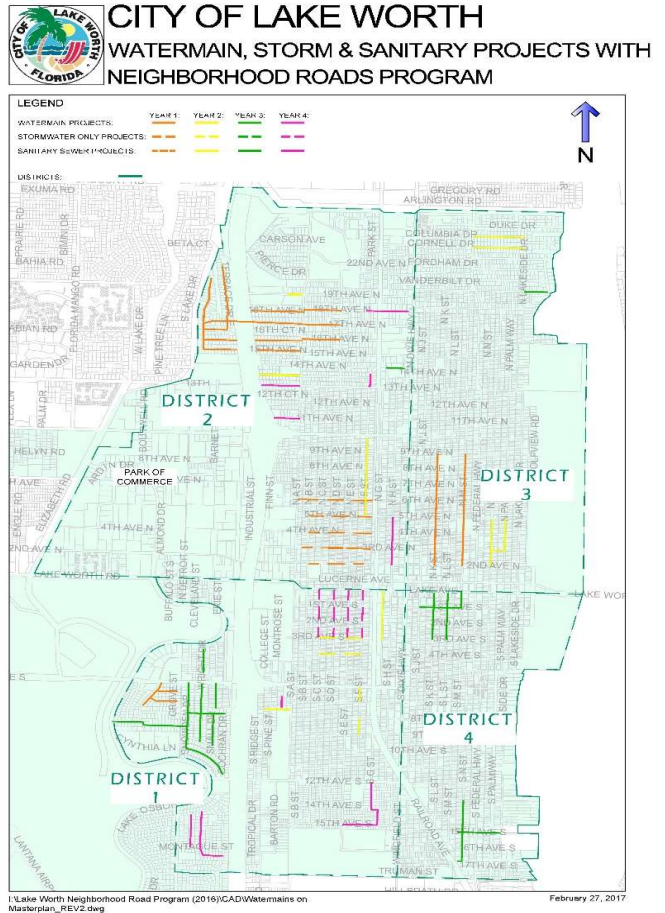
These projects, which place value on a vital part of the City's infrastructure, have been coordinated with the City's Public Services Department and the Neighborhood Road Program. The Departments were able to establish a construction sequence by meshing the Utilities fire protection plan and proposed sewer rehabilitation project schedule with the Stormwater Masterplan and Public Services Roadway & Sidewalk Masterplan. Stormwater main installations and replacements identified in the plan were prioritized based on the stormwater modeling for capacity and treatment in the Masterplan.

**Strategic Goals Relevance/Categorical Criteria**

Healthy, Safety, Environment

**Project's Return on Investment**

Resilience and redundancy of the stormwater collection system



**FISCAL DETAILS**

Account Number	Description	Amount	2023
428-5090-538.63-15	Improve other than Build		450,000
	<b>Total Expenditures</b>	<b>\$</b>	<b>450,000</b>



**Operating Cost Impact**

Reduction in repair and replacement of stormwater mains.

**Project's Impact on Other Departments**

This project includes work for the Water, Sewer, Stormwater, and Public Services Departments and is a collaborative effort.

Expenditures	Prior Years	FY23	FY24	FY25	FY26	FY27	TOTAL
<b>Capital Costs</b>							
Project Development							-
Design	-						-
Permitting							-
Land/ROW Acquisition							-
Construction	-	450,000					450,000
Equipment							-
Testing							-

Expenditures	Prior Years	FY23	FY24	FY25	FY26	FY27	TOTAL
	-						-
	-						-
	-	-					-
	-						-
	-						-

**Operating Costs**

On-Going Operations							-
Maintenance							-
Personnel Costs							-
Other (SPECIFY)							-
							-

**Total Expenditures**

\$ -	\$ -	\$ -	\$ -	\$ -	\$ -	\$ -	\$ -
------	------	------	------	------	------	------	------

**Off-Set Categories**

Off-Set Categories	Prior Years	FY23	FY24	FY25	FY26	FY27	TOTAL
New Revenues							-
Other (Specify)						-	-
							-

**Total Off-Sets**

\$ -	\$ -	\$ -	\$ -	\$ -	\$ -	\$ -	\$ -
------	------	------	------	------	------	------	------

**NET COST**

\$ -	\$ -	\$ -	\$ -	\$ -	\$ -	\$ -	\$ -
------	------	------	------	------	------	------	------

**Funding Sources**

Funding Sources	Prior Years	FY23	FY24	FY25	FY26	FY27	TOTAL
Potential Grant?	-	450,000	-	-	-	-	450,000
							-

**Total Funding Sources**

\$ -	\$ 450,000	\$ -	\$ -	\$ -	\$ -	\$ -	\$ 450,000
------	------------	------	------	------	------	------	------------

**This section must be completed for all applicable projects. Please list future revenues and expenses once project is completed and fully operational.**

**Net Operational Impact:**

A. Revenues Generated:		B. Expenses Incurred:	
A.1- Revenue #1	-	B.1- Personnel:	-
A.2- Revenue #2	-	B.2- Debt Service Costs:	-
A.3- Revenue #3	-	B.3- Contract Services:	-
A.4- Revenue #4	-	B.4- Fixed Costs:	-
<b>Revenue Totals (A.1 -to- A.4)</b>	-	<b>Expense Totals (B.1 -to- B.8)</b>	-



# Capital Improvement Program (CIP)

## Project Request Form

(For Projects / Items Costing Over \$50,000)

**Department**  
Stormwater Utilities

**Project Duration**  
FY23 - FY24

**Life Expectancy**  
40 Years

**Priority**  
3

**Project Title**

Stormwater Main NRP Projects-4 S Palm Park

**Relevant Graphic Details (GIS or photo inserted)**

Check out <http://lakeworthroads.com/master-plan> to see a visual map

**Project Location**

District 4

**Project Description/Justification**

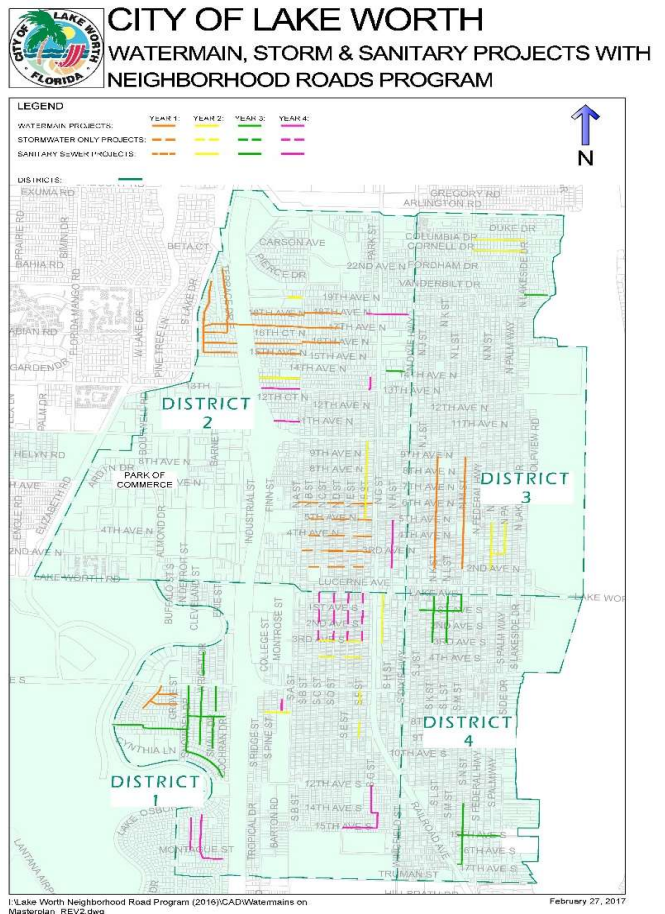
This proposed project serves to address the chronic flood conditions at the southern end of the South Palm Park neighborhood along 18th Avenue South in Lake Worth Beach that are worsening with sea level rise. The existing stormwater outfall has reached the end of its useful life and during high/king tide events, stormwater is unable to be properly discharged into the Lake Worth Lagoon. In order to make the stormwater system more resilient to sea level rise and higher tides, the stormwater collection system will be improved to include the installation of a stormwater pump station and a new outfall with a tidal check valve.

**Strategic Goals Relevance/Categorical Criteria**

Healthy, Safety, Environment

**Project's Return on Investment**

Resilience and redundancy of the stormwater collection system



**FISCAL DETAILS**

Account Number	Description	Amount	2023
428-5090-538.63-15	Improve other than Build		600,000
	<b>Total Expenditures</b>	<b>\$</b>	<b>600,000</b>

**Operating Cost Impact**

Reduction in repair and replacement of stormwater mains.

**Project's Impact on Other Departments**

This project includes work for the Water, Sewer, Stormwater, and Public Services Departments and is a collaborative effort.

Expenditures	Prior Years	FY23	FY24	FY25	FY26	FY27	TOTAL
<b>Capital Costs</b>							
Project Development							-
Design	397,287						397,287
Permitting							-
Land/ROW Acquisition							-
Construction	3,575,580.35	600,000					4,175,580
Equipment							-
Testing							-

Expenditures	Prior Years	FY23	FY24	FY25	FY26	FY27	TOTAL
Neighborhood Road Program - Dist 1	1,843,316						1,843,316
Neighborhood Road Program - Dist 2	417,470						417,470
Neighborhood Road Program - Dist 3	1,115,752	600,000					1,715,752
Neighborhood Road Program - Dist 4	596,329						596,329
	3,972,867	600,000	-	-	-	-	4,572,867

**Operating Costs**

On-Going Operations							-
Maintenance							-
Personnel Costs							-
Other (SPECIFY)							-
							-

**Total Expenditures** \$ 3,972,867 \$ 600,000 \$ - \$ - \$ - \$ - \$ 4,572,867

Off-Set Categories	Prior Years	FY23	FY24	FY25	FY26	FY27	TOTAL
New Revenues							-
Other (Specify)							-
							-

**Total Off-Sets** \$ - \$ - \$ - \$ - \$ - \$ - \$ -

**NET COST** \$ 3,972,867 \$ 600,000 \$ - \$ - \$ - \$ - \$ 4,572,867

Funding Sources	Prior Years	FY21	FY22	FY23	FY24	FY25	TOTAL
Stormwater FY2020 Bond	3,972,867	300,000	-	-	-	-	4,272,867
Resilient FL Grant		300,000					
							-
<b>Total Funding Sources</b>	\$ 3,972,867	\$ 600,000	\$ -	\$ -	\$ -	\$ -	\$ 4,272,867

**This section must be completed for all applicable projects. Please list future revenues and expenses once project is completed and fully operational.**

**Net Operational Impact:**

A. Revenues Generated:	B. Expenses Incurred:				
A.1- Revenue #1	-	B.1- Personnel:	-	B.5- Utilities:	-
A.2- Revenue #2	-	B.2- Debt Service Costs:	-	B.6- Materials/Supplies:	-
A.3- Revenue #3	-	B.3- Contract Services:	-	B.7- Equipment:	-
A.4- Revenue #4	-	B.4- Fixed Costs:	-	B.8- Miscellaneous:	-
<b>Revenue Totals (A.1 -to- A.4)</b>	-	<b>Expense Totals (B.1 -to- B.8)</b>			-



# Capital Improvement Program (CIP)

## Project Request Form

(For Projects / Items Costing Over \$50,000)

<b>Department</b> Stormwater	<b>Project Duration</b> FY23	<b>Life Expectancy</b> 15	<b>Priority</b> 2
---------------------------------	---------------------------------	------------------------------	----------------------

**Project Title**  
Vac Truck 153 Replacement

**Project Location**  
N/A

**Project Description/Justification**  
The Stormwater Utility Department actively engages in the process of cleaning and televising the City's stormwater piping and manhole system. The existing vacuum truck (Equipment #153) was purchased in 2003 and has reached the end of its useful life and repairs are too costly not worth doing. The vacuum truck is an essential piece of equipment in ensuring the City's stormwater infrastructure is clean, free from blockages, and intact.

**Relevant Graphic Details (GIS or photo inserted)**



**Strategic Goals Relevance/Categorical Criteria**  
Renewal & Replacement

**Project's Return on Investment**  
An operational vacuum truck is essential for staff to make efficient repairs to sewer piping.

<b>FISCAL DETAILS</b>	<b>2023</b>		
428-5090-538.63-15	Improve other than Build	\$	300,000
	<b>Total Expenditures</b>	<b>\$</b>	<b>300,000</b>

**Operating Cost Impact**

The maintenance cost to keep the vacuum truck in mint condition is approximately \$5,000 per year.

**Project's Impact on Other Departments**

No impact on other Departments.

Expenditures	Prior Years	FY23	FY24	FY25	FY26	FY27	TOTAL
<b>Capital Costs</b>							
Project Development							-
Design							-
Permitting							-
Land/ROW Acquisition							-
Construction							-
Equipment		300,000					300,000
Testing							-
<b>Operating Costs</b>							
On-Going Operations							-
Maintenance			5,000	5,000	5,000	5,000	20,000
Personnel Costs							-
Other (SPECIFY)							-
<b>Total Expenditures</b>	\$ -	\$ 300,000	\$ 5,000	\$ 5,000	\$ 5,000	\$ 5,000	\$ 320,000
<b>Off-Set Categories</b>							
	Prior Years	FY23	FY24	FY25	FY26	FY27	TOTAL
New Revenues							-
Other (Specify)							-
<b>Total Off-Sets</b>	\$ -	\$ -	\$ -	\$ -	\$ -	\$ -	\$ -
<b>NET COST</b>	\$ -	\$ 300,000	\$ 5,000	\$ 5,000	\$ 5,000	\$ 5,000	\$ 320,000

Funding Sources	Prior Years	FY23	FY24	FY25	FY26	FY27	TOTAL
Stormwater Fund	-	300,000	5,000	5,000	5,000	5,000	320,000
<b>Total Funding Sources</b>	\$ -	\$ 300,000	\$ 5,000	\$ 5,000	\$ 5,000	\$ 5,000	\$ 320,000

**This section must be completed for all applicable projects. Please list future revenues and expenses once project is completed and fully operational.**

<b>Net Operational Impact:</b>			
<b>A. Revenues Generated:</b>		<b>B. Expenses Incurred:</b>	
A.1- Revenue #1	-	B.1- Personnel:	-
A.2- Revenue #2	-	B.2- Debt Service Costs:	-
A.3- Revenue #3	-	B.3- Contract Services:	-
A.4- Revenue #4	-	B.4- Fixed Costs:	-
<b>Revenue Totals (A.1 -to- A.4)</b>	-	<b>Expense Totals (B.1 -to- B.8)</b>	<b>300,000.00</b>



# Capital Improvement Program (CIP) Project Request Form

(For Projects / Items Costing Over \$50,000)

**Department**  
Stormwater

**Project Duration**  
FY23-27

**Life Expectancy**  
20

**Priority**  
3

**Project Title**

Outfall Check Valve Repairs


**Project Location**

Citywide

**Project Description/Justification**

This project includes repair, rehabilitation and installing new stormwater outfalls that discharge to the Lake Worth Lagoon. The repair will be assessed what is best suited for each location whether it be a seawall, bulkhead, reinforced shoreline, living shoreline and rehabilitated or replaced pipe. The City is pursuing grant opportunities to fund this project.

**Relevant Graphic Details (GIS or photo inserted)**



**Strategic Goals Relevance/Categorical Criteria**

Health, Safety, Environment

**Project's Return on Investment**

Improved drainage system and shoreline stabilization

FISCAL DETAILS	Account Description	2023
428-5090-538-63.15	Improve other than Build	50,000
<b>Total Expenditures</b>		<b>\$ 50,000</b>

**Operating Cost Impact**

None

**Project's Impact on Other Departments**

No impact on other Departments.

Expenditures	Prior Years	FY23	FY24	FY25	FY26	FY27	TOTAL
<b>Capital Costs</b>							
Project Development							-
Design	-						-
Permitting							-
Land/ROW Acquisition							-
Construction	-	50,000	50,000	50,000	50,000	50,000	250,000
Equipment							-
Testing							-
<b>Operating Costs</b>							
On-Going Operations							-
Maintenance							-
Personnel Costs							-
Other (SPECIFY)							-
<b>Total Expenditures</b>	\$ -	\$ 50,000	\$ 50,000	\$ 50,000	\$ 50,000	\$ 50,000	\$ 250,000
<b>Off-Set Categories</b>							
Prior Years	FY23	FY24	FY25	FY26	FY27	TOTAL	
New Revenues							-
Other (Specify)							-
<b>Total Off-Sets</b>	\$ -	\$ -	\$ -	\$ -	\$ -	\$ -	\$ -
<b>NET COST</b>	\$ -	\$ 50,000	\$ 50,000	\$ 50,000	\$ 50,000	\$ 50,000	\$ 250,000
<b>Funding Sources</b>							
Prior Years	FY23	FY24	FY25	FY26	FY27	TOTAL	
Potential Grant?	-	50,000	50,000	50,000	50,000	50,000	250,000
<b>Total Funding Sources</b>	\$ -	\$ 50,000	\$ 50,000	\$ 50,000	\$ 50,000	\$ 50,000	\$ 250,000

**This section must be completed for all applicable projects. Please list future revenues and expenses once project is completed and fully operational.**

<b>Net Operational Impact:</b>							
<b>A. Revenues Generated:</b>		<b>B. Expenses Incurred:</b>					
A.1- Revenue #1	-	B.1- Personnel:	-	B.5- Utilities:	-		
A.2- Revenue #2	-	B.2- Debt Service Costs:	-	B.6- Materials/Supplies:	-		
A.3- Revenue #3	-	B.3- Contract Services:	-	B.7- Equipment:	-		
A.4- Revenue #4	-	B.4- Fixed Costs:	-	B.8- Miscellaneous:	-		
<b>Revenue Totals (A.1 -to- A.4)</b>	-	<b>Expense Totals (B.1 -to- B.8)</b>					-



## Capital Improvement Program (CIP) Project Request Form (For Projects / Items Costing Over \$50,000)

**Department**  
Stormwater

**Project Duration**  
FY23

**Life Expectancy**  
30

**Priority**  
1

**Project Title**  
West Village Art lofts

**Relevant Graphic Details (GIS or photo inserted)**



**Project Location**  
N F St and Lucerne Ave

**Project Description/Justification**  
This project includes upgrades of the stormwater collection and conveyance system. The West Village Art Lofts were built with a finished floor elevation that is barely above the N F St crown of road. When intense rains occur, the storm system takes time to convey the water, but the stormwater builds up and has flooded the residents townhomes at this location. The City is working with the developer and owners to remedy this situation.

**Strategic Plan Alignment**  
4C. Facilitate environmental sustainability through infrastructure investments, environmental resiliency, capital improvement planning, training and regional partnership and planning.

**Project's Return on Investment**  
Resiliency and reliability of stormwater conveyance system

FISCAL DETAILS	Account Number	Account Description	2023
	428-5090-538.63-15	Improve other than Build	100,000
		<b>Total Expenditures</b>	<b>\$ 100,000</b>



**Operating Cost Impact**

None

**Project's Impact on Other Departments**

None

Expenditures	Prior Years	FY23	FY24	FY25	FY26	FY27	TOTAL
<b>Capital Costs</b>							
Project Development							-
Design			-	-	-	-	-
Permitting							-
Land/ROW Acquisition							-
Construction		100,000	-	-	-	-	100,000
Equipment							-
Testing							-
<b>Operating Costs</b>							
On-Going Operations							-
Maintenance							-
Personnel Costs							-
Other (SPECIFY)							-
<b>Total Expenditures</b>	\$ -	\$ 100,000	\$ -	\$ -	\$ -	\$ -	\$ 100,000

Off-Set Categories	Prior Years	FY23	FY24	FY25	FY26	FY27	TOTAL
New Revenues							-
Other							-
<b>Total Off-Sets</b>	\$ -	\$ -	\$ -	\$ -	\$ -	\$ -	\$ -
<b>NET COST</b>	\$ -	\$ 100,000	\$ -	\$ -	\$ -	\$ -	\$ 100,000

Funding Sources	Prior Years	FY23	FY24	FY25	FY26	FY27	TOTAL
Stormwater Fund		100,000	-	-	-	-	100,000
<b>Total Funding Sources</b>	\$ -	\$ 100,000	\$ -	\$ -	\$ -	\$ -	\$ 100,000

**This section must be completed for all applicable projects. Please list future revenues and expenses once project is completed and fully operational.**

<b>Net Operational Impact:</b>			
<b>A. Revenues Generated:</b>		<b>B. Expenses Incurred:</b>	
A.1- Revenue #1	-	B.1- Personnel:	-
A.2- Revenue #2	-	B.2- Debt Service Costs:	-
A.3- Revenue #3	-	B.3- Contract Services:	-
A.4- Revenue #4	-	B.4- Fixed Costs:	-
<b>Revenue Totals (A.1 -to- A.4)</b>	-	<b>Expense Totals (B.1 -to- B.8)</b>	-



## Capital Improvement Program (CIP) Project Request Form (For Projects / Items Costing Over \$50,000)

<b>Department</b>	<b>Project Duration</b>	<b>Life Expectancy</b>	<b>Priority</b>
Public Works	FY23-27	10 years	1

<b><u>Project Title</u></b>	<b><u>Relevant Graphic Details (GIS or photo inserted)</u></b>
Heavy Equipment Truck Replacement - Solid Waste	

**Project Location**  
Solid Waste and Recycling Division

**Project Description/Justification**  
The Solid Waste and Recycling Division is actively engaged in the collection and disposal of all City trash, garbage, recycling and vegetation. The truck replacement schedule is vital to the optimum performance of the Division to ensure collection schedules are met on time and every day. The trucks that will be replaced are a new Front Load commercial truck, Roll-off container truck, and Rear steer grappler truck.



**Strategic Plan Alignment**  
Pillar 1 - Positioning Lake Worth Beach to be a competitive viable location of choice  
1E - Provide superior public amenities and services to retain existing and entice new residents and businesses.

**Project's Return on Investment**  
Reduced equipment downtime by 25% and optimum use time on routes

FISCAL DETAILS	Account Number	Account Description	2023-2027
	TBD	Vehicle Replacement	375,000
		<b>Total Expenditures</b>	<b>\$ 375,000</b>

**Operating Cost Impact**

Reduction in truck repair costs and labor time for repairs. As heavy trucks have been replaced in recent years, it has reduced the repair costs by approximately \$25-50k per year.

**Project's Impact on Other Departments**

Increased efficiency to assist in collection of municipal routes

<b>Expenditures</b>	<b>Prior Years</b>	<b>FY23</b>	<b>FY24</b>	<b>FY25</b>	<b>FY26</b>	<b>FY27</b>	<b>TOTAL</b>
<b>Capital Costs</b>							
Project Development							-
Design							-
Permitting							-
Land/ROW Acquisition							-
Construction							-
Equipment		375,000	500,000	500,000	500,000	500,000	2,375,000
Testing							-
<b>Operating Costs</b>							
On-Going Operations							-
Maintenance							-
Personnel Costs							-
Other (SPECIFY)							-
<b>Total Expenditures</b>	\$ -	\$ 375,000	\$ 500,000	\$ 500,000	\$ 500,000	\$ 500,000	\$ 2,375,000
<b>Off-Set Categories</b>							
New Revenues							-
Other							-
<b>Total Off-Sets</b>	\$ -	\$ -	\$ -	\$ -	\$ -	\$ -	\$ -
<b>NET COST</b>	\$ -	\$ 375,000	\$ 500,000	\$ 500,000	\$ 500,000	\$ 500,000	\$ 2,375,000
<b>Funding Sources</b>							
TBD		375,000	500,000	500,000	500,000	500,000	2,375,000
<b>Total Funding Sources</b>	\$ -	\$ 375,000	\$ 500,000	\$ 500,000	\$ 500,000	\$ 500,000	\$ 2,375,000

**This section must be completed for all applicable projects. Please list future revenues and expenses once project is completed and fully operational.**

<b>Net Operational Impact:</b>							
<b>A. Revenues Generated:</b>		<b>B. Expenses Incurred:</b>					
A.1- Revenue #1	-	B.1- Personnel:	-	B.5- Utilities:	-		
A.2- Revenue #2	-	B.2- Debt Service Costs:	-	B.6- Materials/Supplies:	-		
A.3- Revenue #3	-	B.3- Contract Services:	-	B.7- Equipment:	-		
A.4- Revenue #4	-	B.4- Fixed Costs:	-	B.8- Miscellaneous:	-		
<b>Revenue Totals (A.1 -to- A.4)</b>	-	<b>Expense Totals (B.1 -to- B.8)</b>					-



## Capital Improvement Program (CIP) Project Request Form (For Projects / Items Costing Over \$50,000)

<b>Department</b> Regional Sewer	<b>Project Duration</b> FY23-27	<b>Life Expectancy</b> 30 years	<b>Priority</b> 1
-------------------------------------	------------------------------------	------------------------------------	----------------------

**Project Title**  
Pipe lining and replacement upgrades

**Relevant Graphic Details (GIS or photo inserted)**

**Project Location**  
Service area wide

**Project Description/Justification**  
The Regional Sewer system is a sewer collection system that collects flow from the City and 7 subregional partner municipalities and transmits the flow to the East Central Regional Water Reclamation Facility. The Regional System is comprised of the Master Pump Station, Lift Station 12, several forcemains and gravity mains. The ongoing upgrades and maintenance required to keep this critical system in operation are this capital project. Pipe lining, replacement and manhole rehabilitations are included.



**Strategic Plan Alignment**  
4C. Facilitate environmental sustainability through infrastructure investments, environmental resiliency, capital improvement planning, training and regional partnership and planning.

**Project's Return on Investment**  
Resiliency and reliability of wastewater collection system.

FISCAL DETAILS	Account Number	Account Description	2023
	426-7490-535.63-15		350,000
		<b>Total Expenditures</b>	<b>\$ 350,000</b>

**Operating Cost Impact**

None

**Project's Impact on Other Departments**

None

<b>Expenditures</b>	<b>Prior Years</b>	<b>FY23</b>	<b>FY24</b>	<b>FY25</b>	<b>FY26</b>	<b>FY27</b>	<b>TOTAL</b>
<b>Capital Costs</b>							
Project Development							-
Design		35,000	30,000	20,000	36,000	30,000	151,000
Permitting							-
Land/ROW Acquisition							-
Construction		315,000	270,000	180,000	324,000	270,000	1,359,000
Equipment							-
Testing							-
<b>Operating Costs</b>							
On-Going Operations							-
Maintenance							-
Personnel Costs							-
Other (SPECIFY)							-
							-
<b>Total Expenditures</b>	\$ -	\$ 350,000	\$ 300,000	\$ 200,000	\$ 360,000	\$ 300,000	\$ 1,510,000

<b>Off-Set Categories</b>	<b>Prior Years</b>	<b>FY23</b>	<b>FY24</b>	<b>FY25</b>	<b>FY26</b>	<b>FY27</b>	<b>TOTAL</b>
New Revenues							-
Other							-
							-
<b>Total Off-Sets</b>	\$ -	\$ -	\$ -	\$ -	\$ -	\$ -	\$ -
<b>NET COST</b>	\$ -	\$ 350,000	\$ 300,000	\$ 200,000	\$ 360,000	\$ 300,000	\$ 1,510,000

<b>Funding Sources</b>	<b>Prior Years</b>	<b>FY23</b>	<b>FY24</b>	<b>FY25</b>	<b>FY26</b>	<b>FY27</b>	<b>TOTAL</b>
Regional Sewer Fund		350,000	300,000	200,000	360,000	300,000	1,510,000
							-
<b>Total Funding Sources</b>	\$ -	\$ 350,000	\$ 300,000	\$ 200,000	\$ 360,000	\$ 300,000	\$ 1,510,000

**This section must be completed for all applicable projects. Please list future revenues and expenses once project is completed and fully operational.**

<b>Net Operational Impact:</b>							
<b>A. Revenues Generated:</b>		<b>B. Expenses Incurred:</b>					
A.1- Revenue #1	-	B.1- Personnel:		-	B.5- Utilities:		-
A.2- Revenue #2	-	B.2- Debt Service Costs:		-	B.6- Materials/Supplies:		-
A.3- Revenue #3	-	B.3- Contract Services:		-	B.7- Equipment:		-
A.4- Revenue #4	-	B.4- Fixed Costs:		-	B.8- Miscellaneous:		-
<b>Revenue Totals (A.1 -to- A.4)</b>	-	<b>Expense Totals (B.1 -to- B.8)</b>					-



## Capital Improvement Program (CIP) Project Request Form (For Projects / Items Costing Over \$50,000)

<b>Department</b> Regional Sewer	<b>Project Duration</b> FY23-24	<b>Life Expectancy</b> 30 years	<b>Priority</b> 1
-------------------------------------	------------------------------------	------------------------------------	----------------------

**Project Title**  
Pump Upgrades

**Relevant Graphic Details (GIS or photo inserted)**

**Project Location**  
Service area wide

**Project Description/Justification**  
The Regional Sewer system is a sewer collection system that collects flow from the City and 7 subregional partner municipalities and transmits the flow to the East Central Regional Water Reclamation Facility. The Regional System is comprised of the Master Pump Station, Lift Station 12, several forcemains and gravity mains. The ongoing upgrades and maintenance required to keep this critical system in operation are this capital project. Pump improvements, replacements and rebuilds for the pump stations are included.



**Strategic Plan Alignment**  
4C. Facilitate environmental sustainability through infrastructure investments, environmental resiliency, capital improvement planning, training and regional partnership and planning.

**Project's Return on Investment**  
Resiliency and reliability of wastewater collection system.

FISCAL DETAILS	Account Number	Account Description	2023
	426-7490-535.63-15		175,000
		<b>Total Expenditures</b>	<b>\$ 175,000</b>

**Operating Cost Impact**

None

**Project's Impact on Other Departments**

None

<b>Expenditures</b>	<b>Prior Years</b>	<b>FY23</b>	<b>FY24</b>	<b>FY25</b>	<b>FY26</b>	<b>FY27</b>	<b>TOTAL</b>
<b>Capital Costs</b>							
Project Development							-
Design		17,500	10,000				27,500
Permitting							-
Land/ROW Acquisition							-
Construction		157,500	90,000				247,500
Equipment							-
Testing							-
<b>Operating Costs</b>							
On-Going Operations							-
Maintenance							-
Personnel Costs							-
Other (SPECIFY)							-
							-
<b>Total Expenditures</b>	\$ -	\$ 175,000	\$ 100,000	\$ -	\$ -	\$ -	\$ 275,000

<b>Off-Set Categories</b>	<b>Prior Years</b>	<b>FY23</b>	<b>FY24</b>	<b>FY25</b>	<b>FY26</b>	<b>FY27</b>	<b>TOTAL</b>
New Revenues							-
Other							-
							-
<b>Total Off-Sets</b>	\$ -	\$ -	\$ -	\$ -	\$ -	\$ -	\$ -
<b>NET COST</b>	\$ -	\$ 175,000	\$ 100,000	\$ -	\$ -	\$ -	\$ 275,000

<b>Funding Sources</b>	<b>Prior Years</b>	<b>FY23</b>	<b>FY24</b>	<b>FY25</b>	<b>FY26</b>	<b>FY27</b>	<b>TOTAL</b>
Regional Sewer Fund		175,000	100,000	-	-	-	275,000
							-
<b>Total Funding Sources</b>	\$ -	\$ 175,000	\$ 100,000	\$ -	\$ -	\$ -	\$ 275,000

**This section must be completed for all applicable projects. Please list future revenues and expenses once project is completed and fully operational.**

<b>Net Operational Impact:</b>							
<b>A. Revenues Generated:</b>		<b>B. Expenses Incurred:</b>					
A.1- Revenue #1	-	B.1- Personnel:		-	B.5- Utilities:		-
A.2- Revenue #2	-	B.2- Debt Service Costs:		-	B.6- Materials/Supplies:		-
A.3- Revenue #3	-	B.3- Contract Services:		-	B.7- Equipment:		-
A.4- Revenue #4	-	B.4- Fixed Costs:		-	B.8- Miscellaneous:		-
<b>Revenue Totals (A.1 -to- A.4)</b>	-	<b>Expense Totals (B.1 -to- B.8)</b>					-